



US00D615891S

(12) **United States Design Patent**
Kendzierski et al.

(10) **Patent No.:** **US D615,891 S**

(45) **Date of Patent:** **** May 18, 2010**

(54) **FISHTAPE**

4,565,005 A * 1/1986 Naka 33/764
D490,330 S * 5/2004 Konen D10/72
D595,600 S * 7/2009 Kendzierski et al. D10/74

(75) Inventors: **Vincent Kendzierski**, Lake Villa, IL
(US); **Kingston Wong**, Beach Park, IL
(US)

* cited by examiner

(73) Assignee: **Klein Tools, Inc.**, Lincolnshire, IL (US)

Primary Examiner—Antoine D Davis

(74) *Attorney, Agent, or Firm*—Eugene M. Cummings, P.C.

(**) Term: **14 Years**

(57) **CLAIM**

(21) Appl. No.: **29/343,610**

The ornamental design for the fishtape, as shown and described.

(22) Filed: **Sep. 16, 2009**

DESCRIPTION

(51) **LOC (9) Cl.** **10-04**

FIG. 1 is a perspective view of the fishtape.

(52) **U.S. Cl.** **D10/74**

FIG. 2 is a side view of the fishtape.

(58) **Field of Classification Search** D10/72,
D10/74; 33/755-771; 242/292, 381.1, 381.2-381.6;
D8/107

FIG. 3 is another side view of the fishtape.

See application file for complete search history.

FIG. 4 is a front view of the fishtape of FIG. 1.

FIG. 5 is a back view of the fishtape of FIG. 1.

FIG. 6 is a top view of the fishtape of FIG. 1; and,

FIG. 7 is a bottom view of the fishtape of FIG. 1.

(56) **References Cited**

U.S. PATENT DOCUMENTS

2,559,050 A * 7/1951 St. Clair 242/378
4,092,780 A * 6/1978 Trethewey et al. 33/762

1 Claim, 4 Drawing Sheets




Fig. 1

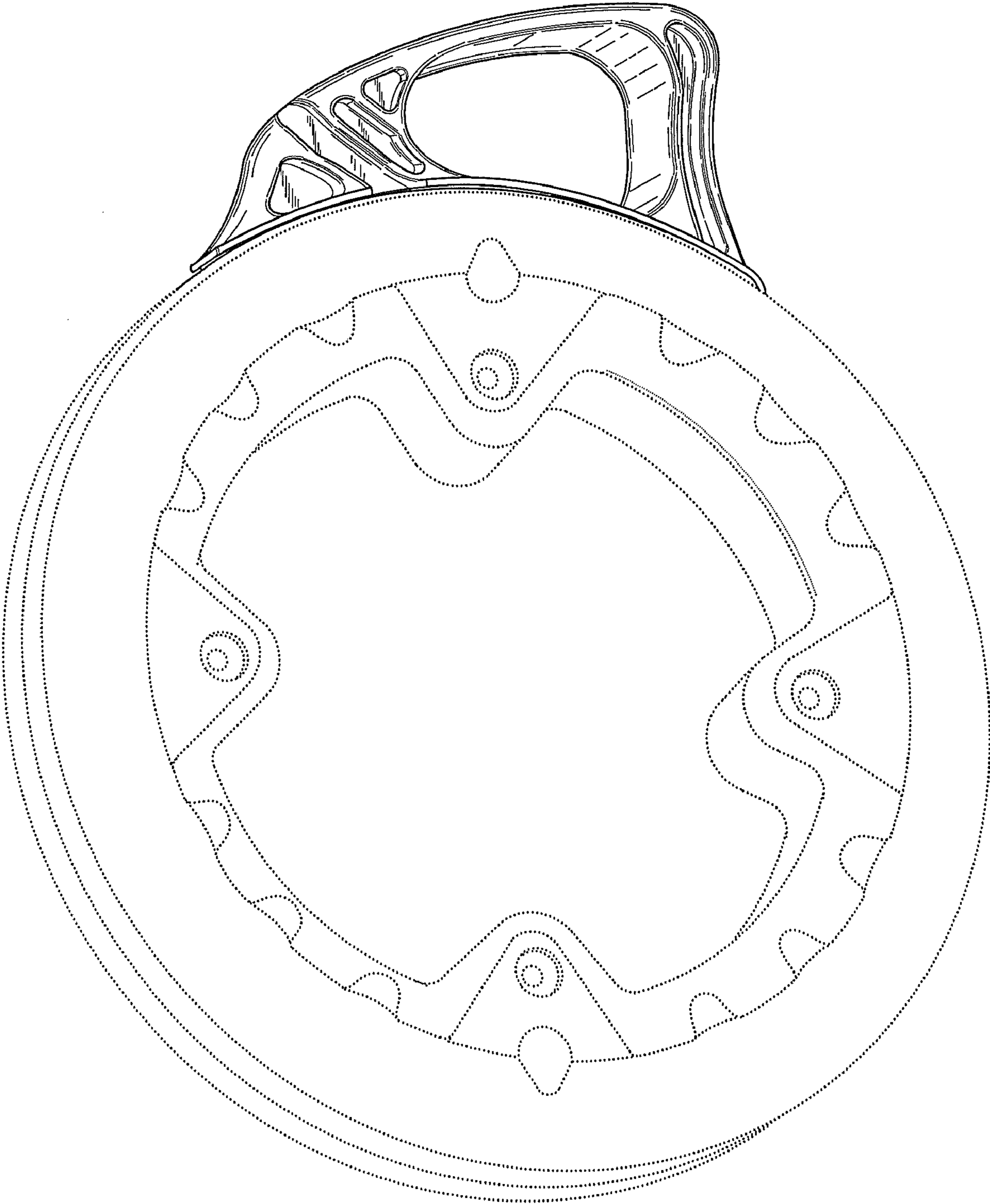


Fig. 2

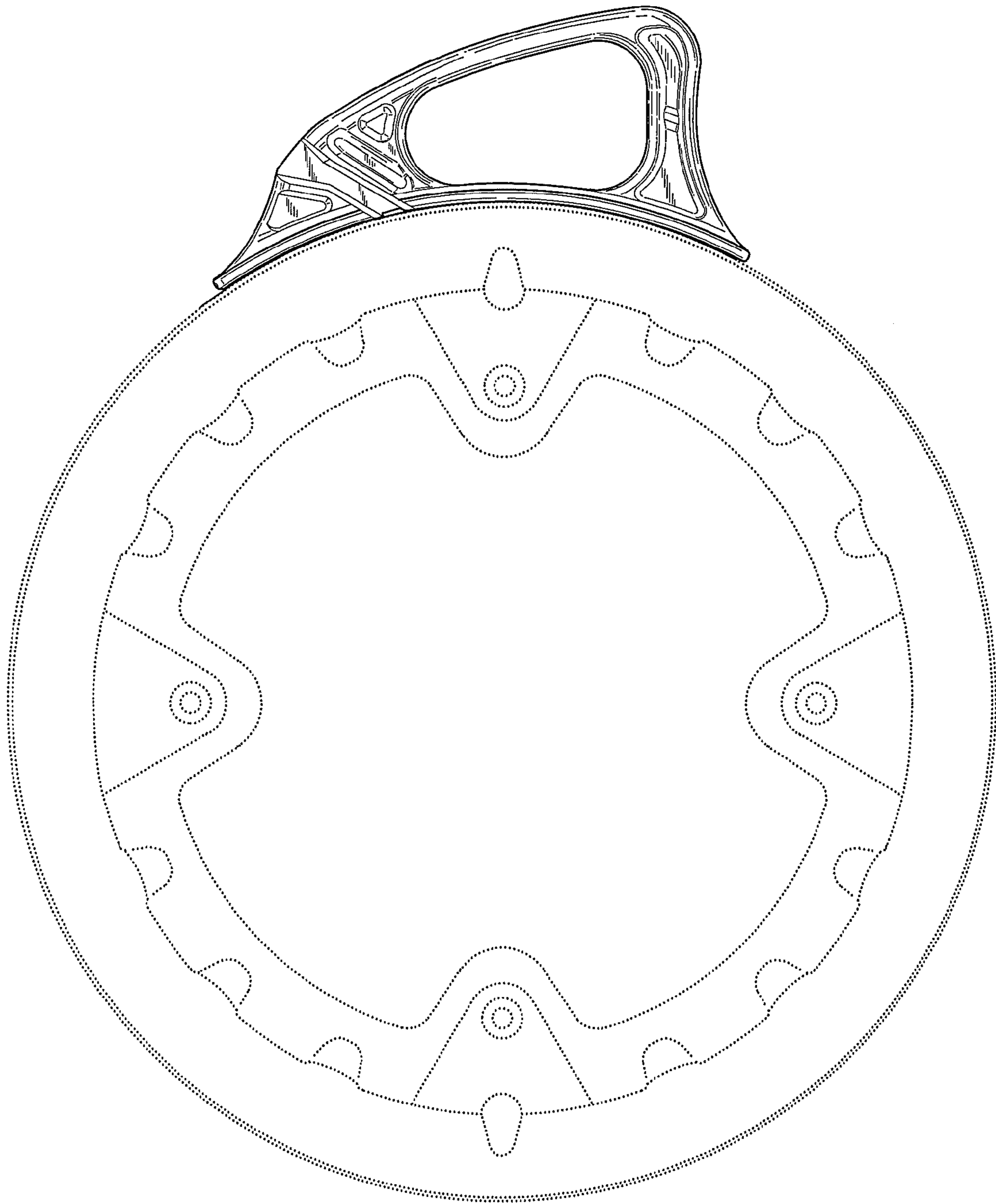
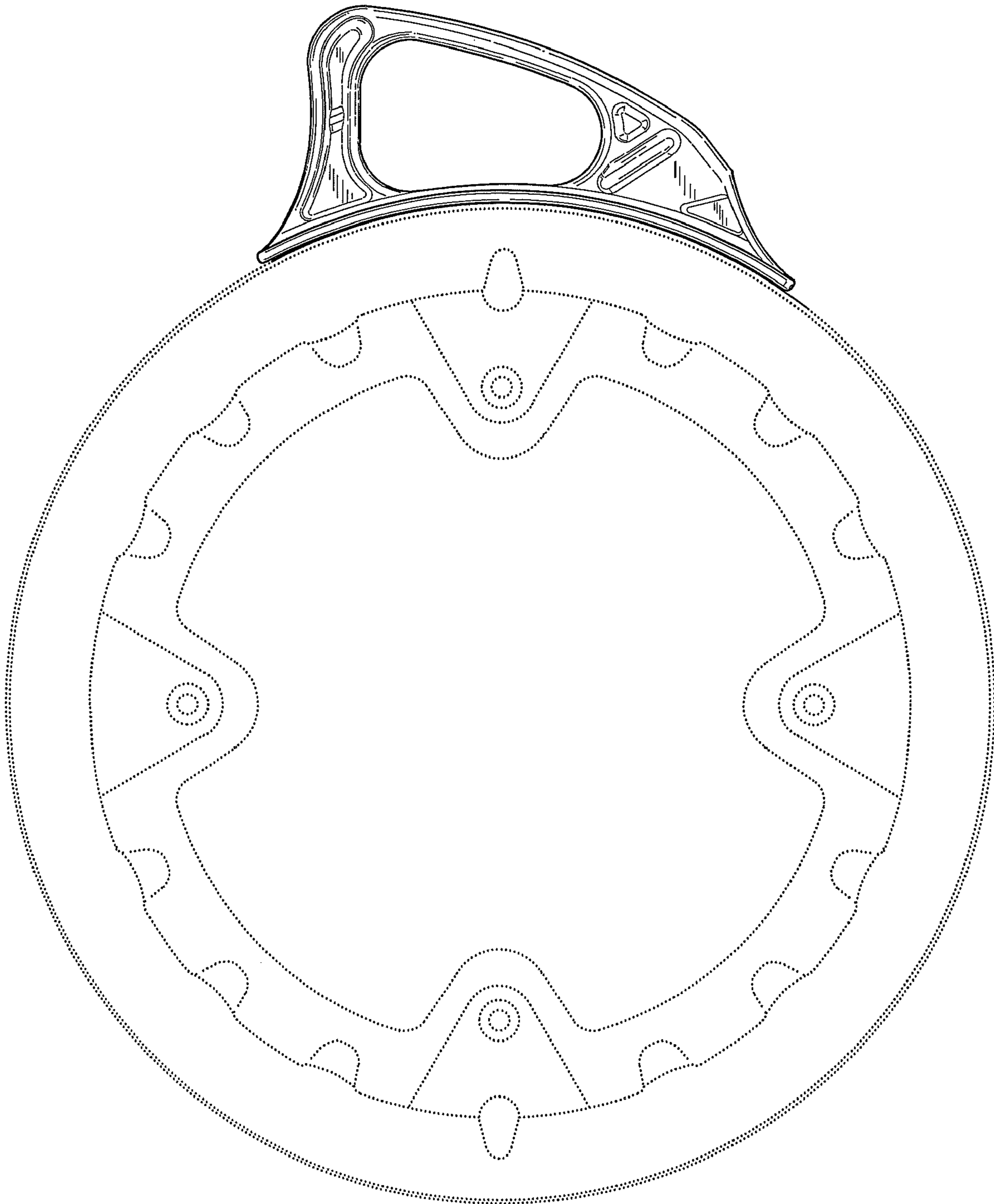


Fig. 3



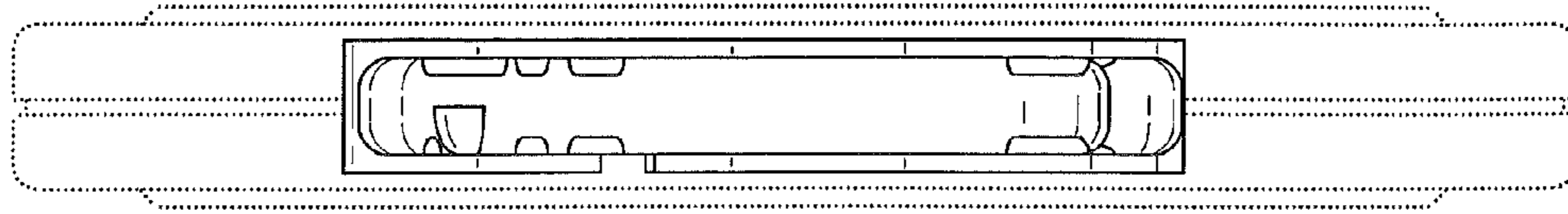


Fig. 6

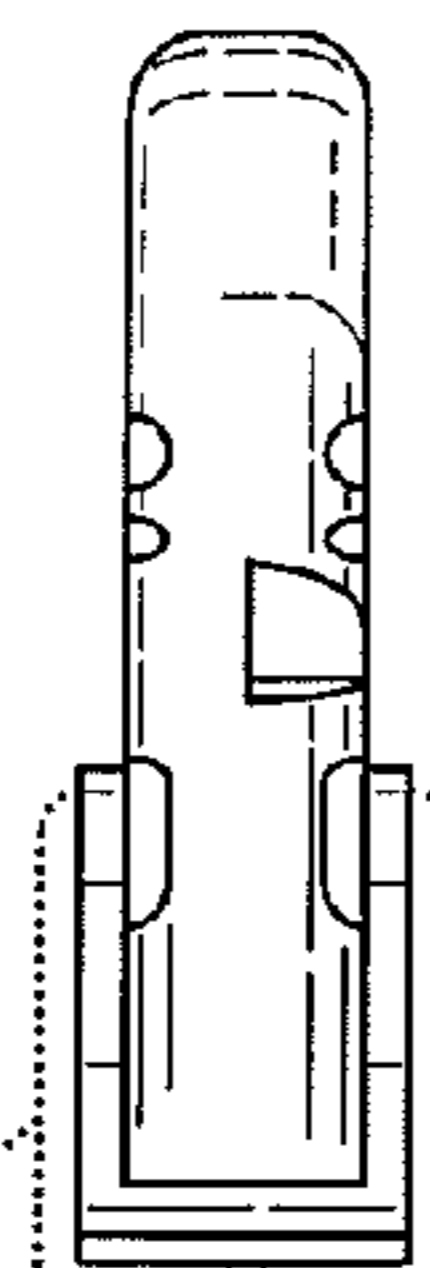


Fig. 4

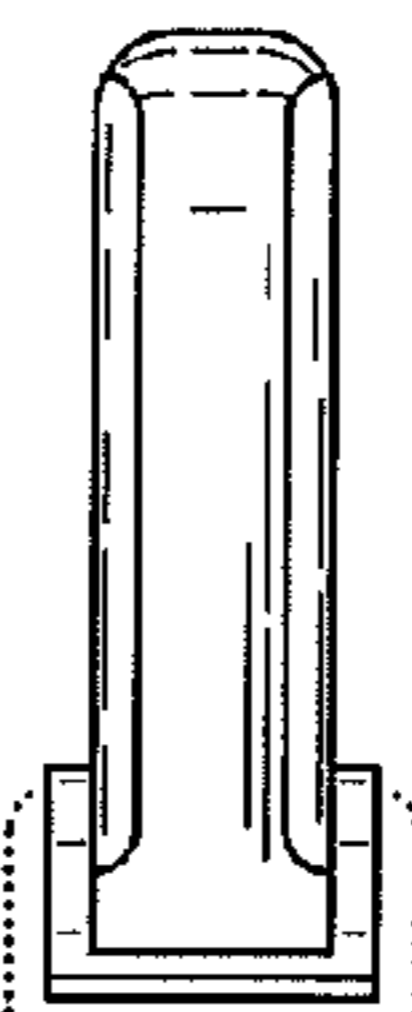


Fig. 5




Fig. 7

