



US00D615882S

(12) **United States Design Patent**  
**Laucella**

(10) **Patent No.:** **US D615,882 S**

(45) **Date of Patent:** **\*\* May 18, 2010**

(54) **WATCH**

(75) Inventor: **Vincent Laucella**, Le Brassus (CH)

(73) Assignee: **Montres Breguet SA**, L'Abbaye (CH)

(\*\*) Term: **14 Years**

(21) Appl. No.: **29/342,518**

(22) Filed: **Aug. 26, 2009**

(30) **Foreign Application Priority Data**

Feb. 26, 2009 (WO) ..... DM/071 457

(51) **LOC (9) Cl.** ..... **10-02**

(52) **U.S. Cl.** ..... **D10/39**

(58) **Field of Classification Search** ..... D10/30-39,  
D10/122-126; 368/276, 281, 282, 285, 80,  
368/223, 228, 232, 28

See application file for complete search history.

(56) **References Cited**

**U.S. PATENT DOCUMENTS**

D179,372 S	*	12/1956	Bauer	.....	D10/39
D183,732 S	*	10/1958	Fedor	.....	D10/39
3,503,203 A	*	3/1970	Gruner et al.	.....	368/21
D308,945 S	*	7/1990	Bonnet	.....	D10/32
D351,559 S	*	10/1994	Helleu	.....	D10/39
D358,776 S	*	5/1995	Pandel	.....	D10/30
D371,079 S	*	6/1996	Mijatovic	.....	D10/39
D371,081 S	*	6/1996	Mijatovic	.....	D10/39
D381,584 S	*	7/1997	Kennedy	.....	D10/30
D525,148 S	*	7/2006	Gruosi	.....	D10/30
D552,490 S	*	10/2007	Laucella	.....	D10/31

D554,005 S	*	10/2007	Laucella	.....	D10/39
D554,535 S	*	11/2007	Journe	.....	D10/31
D559,128 S	*	1/2008	Laucella	.....	D10/39
D559,129 S	*	1/2008	Laucella	.....	D10/39
D559,130 S	*	1/2008	Laucella	.....	D10/39
D559,131 S	*	1/2008	Laucella	.....	D10/39
D567,117 S	*	4/2008	Metrailler	.....	D10/38
D578,413 S	*	10/2008	Laucella	.....	D10/39
D580,794 S	*	11/2008	Takahashi	.....	D10/32
D580,796 S	*	11/2008	Calvani	.....	D10/33
D592,980 S	*	5/2009	Laucella	.....	D10/39
D593,880 S	*	6/2009	Laucella	.....	D10/39

\* cited by examiner

*Primary Examiner*—Lucy Lieberman

(74) *Attorney, Agent, or Firm*—Collen IP; Donald J. Ranft

(57) **CLAIM**

The ornamental design for a watch, as shown and described.

**DESCRIPTION**

FIG. 1 is a front view of my new, original and ornamental design for a watch;

FIG. 2 is a rear view thereof;

FIG. 3 is a right side view thereof;

FIG. 4 is a left side view thereof;

FIG. 5 is a bottom view thereof;

FIG. 6 is a top view thereof; and,

FIG. 7 is a front perspective view thereof.

The broken lines in FIG. 2 are used to show portions of the watch that do not form part of the claimed design.

**1 Claim, 4 Drawing Sheets**

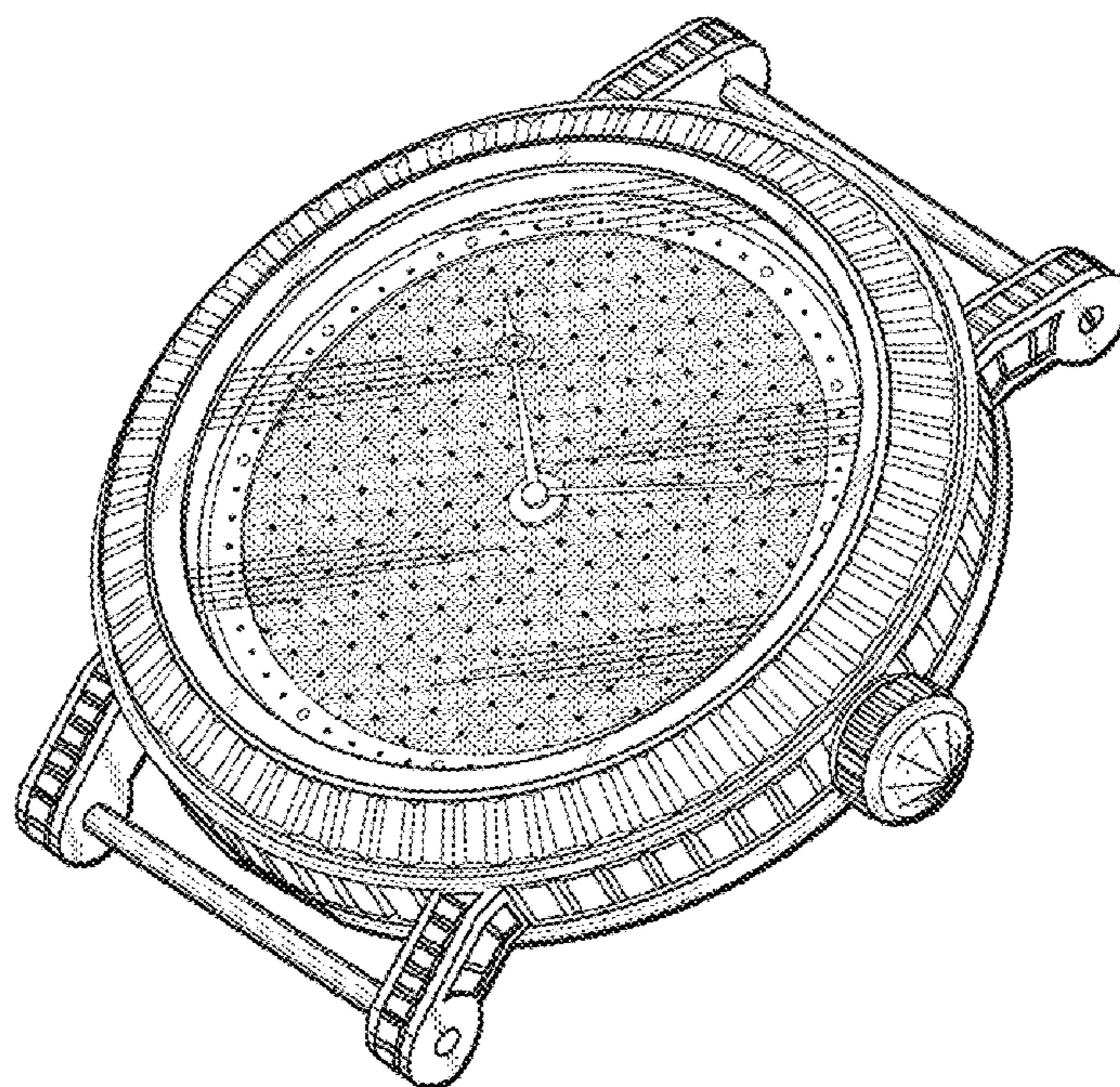


Fig. 2

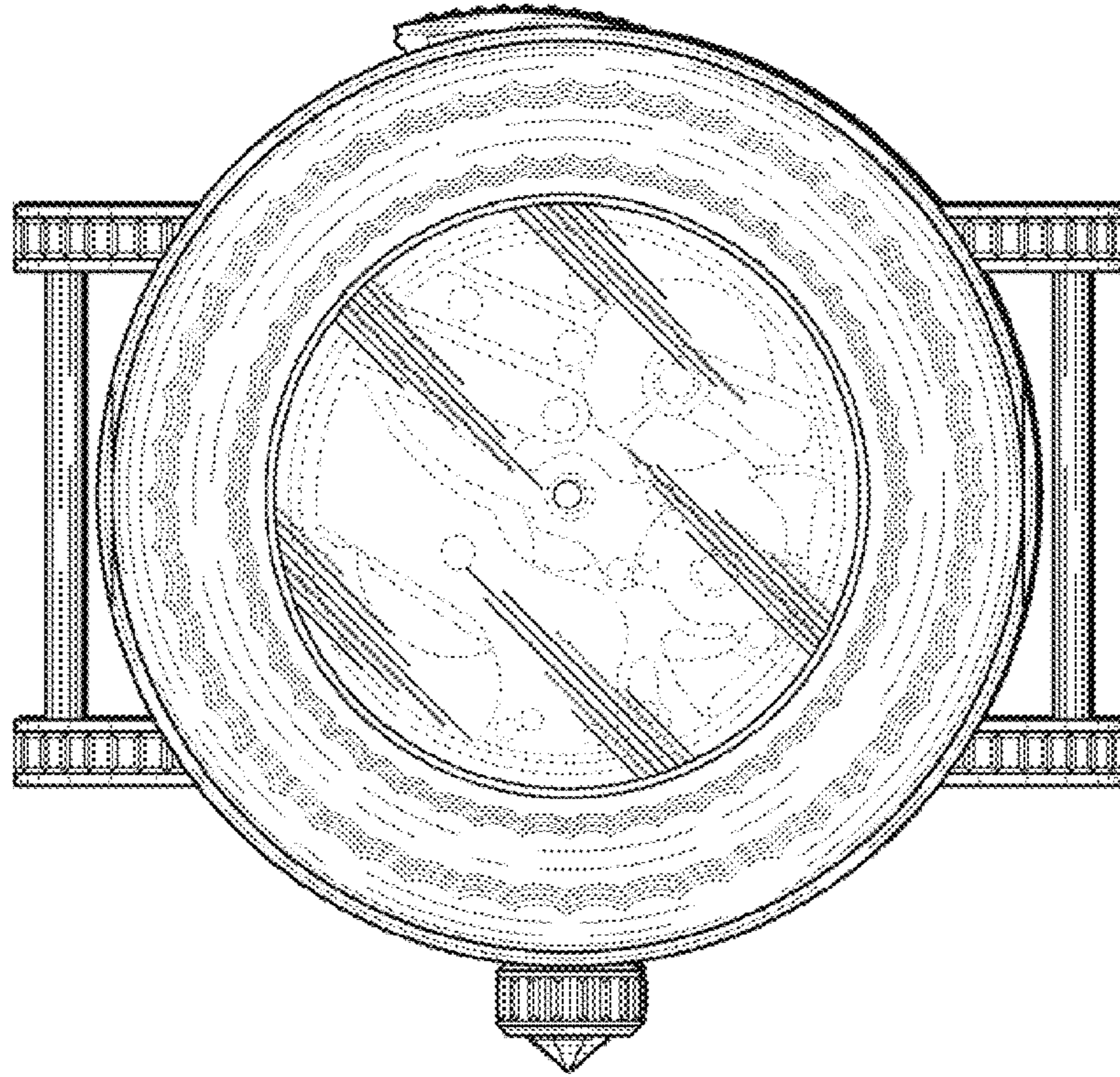


Fig. 1

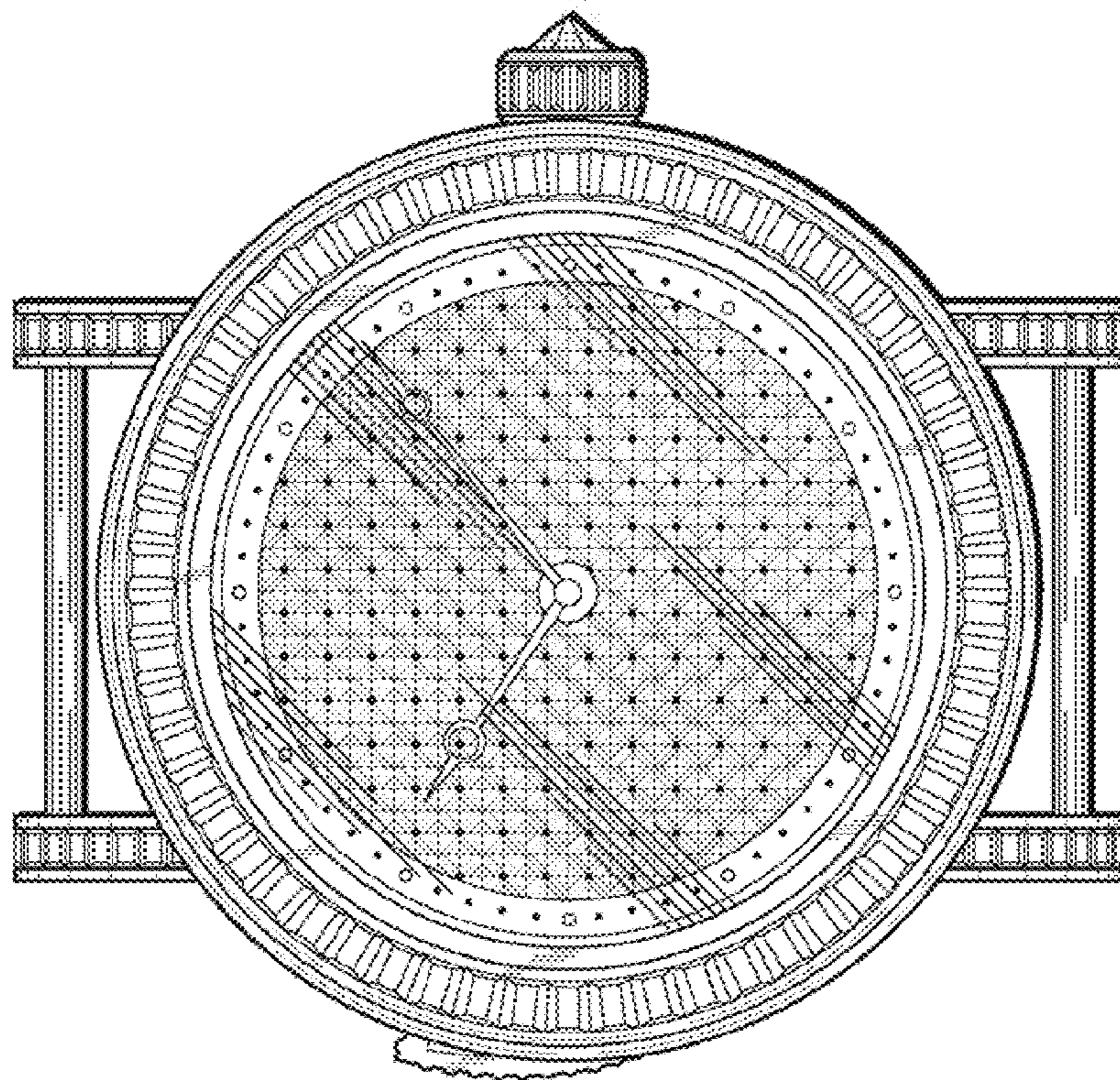


Fig. 3




Fig. 4

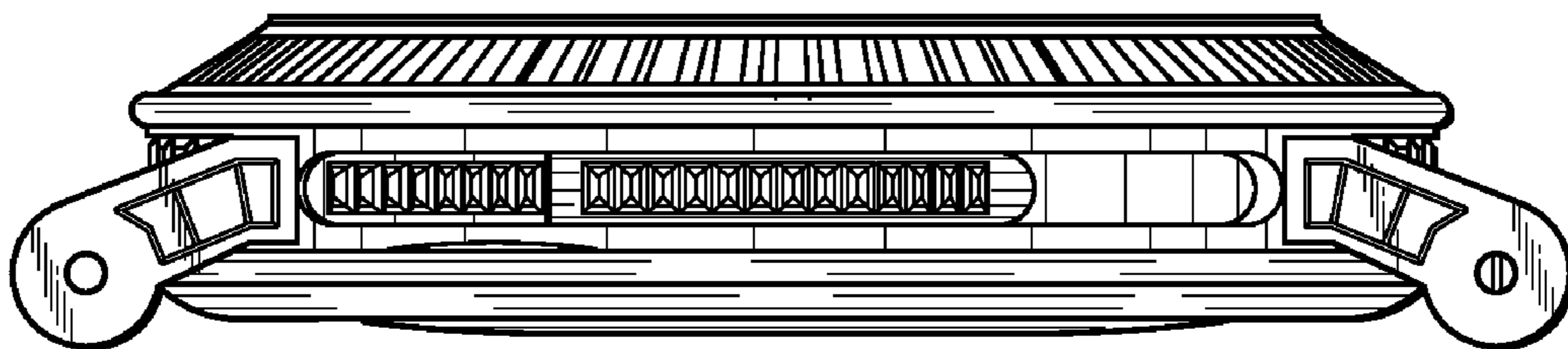


Fig. 5

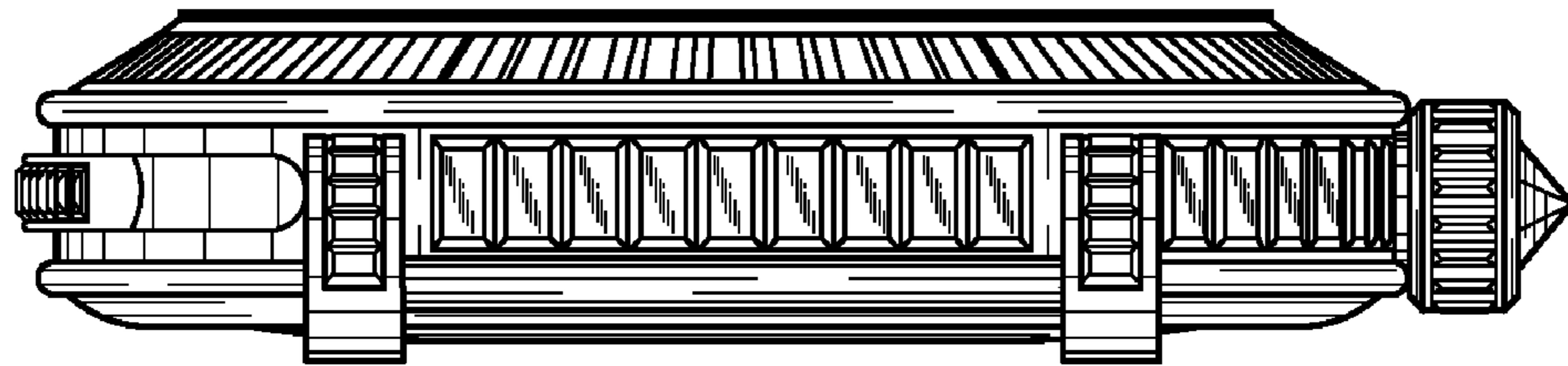


Fig. 6

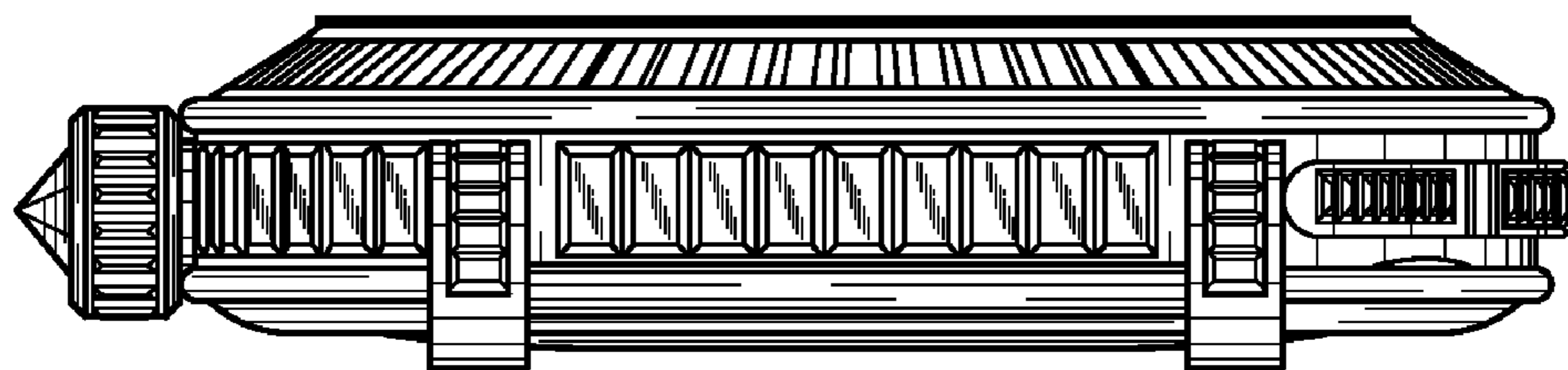


Fig. 7

