



US00D615875S

(12) **United States Design Patent**
Schiffman et al.

(10) **Patent No.:** **US D615,875 S**
(45) **Date of Patent:** **** May 18, 2010**

(54) **HAND-HELD FOOD PACKAGE**

D432,907 S 10/2000 Hyde
6,170,985 B1 1/2001 Shabram et al.
D451,385 S * 12/2001 Bryan et al. D9/423

(75) Inventors: **Robert F. Schiffman**, New York, NY (US); **Stephen Belko**, Blackwood, NJ (US); **Robert A. Ziegler**, New Brunswick, NJ (US); **Scott E. Miller**, West New York, NJ (US); **Brian M. Orme**, Audobon, PA (US)

(Continued)

(73) Assignee: **Nestec S.A.** (CH)

Primary Examiner—Caron Veynar
Assistant Examiner—Abraham Bahta
(74) *Attorney, Agent, or Firm*—John S. Pratt; Kristin M. Crall; Kilpatrick Stockton LLP

(**) Term: **14 Years**

(21) Appl. No.: **29/331,477**

(57) **CLAIM**

(22) Filed: **Jan. 27, 2009**

The ornamental design for a hand-held food package, as shown and described.

Related U.S. Application Data

(62) Division of application No. 29/214,124, filed on Sep. 28, 2004, now Pat. No. Des. 587,130.

DESCRIPTION

(51) **LOC (9) Cl.** **09-05**

(52) **U.S. Cl.** **D9/711**

(58) **Field of Classification Search** D9/703,
D9/430, 433, 707, 710, 713, 714, 711; 156/277,
156/210; 206/466.82; 383/38, 61.2, 94,
383/100

See application file for complete search history.

FIG. 1 is a front isometric view of the hand-held food package showing our new design, with a hand-held sandwich shown in broken lines inserted therein.

FIG. 2 is a back plan view thereof.

FIG. 3 is a top plan view thereof, in a collapsed position, without a hand-held sandwich inserted therein.

FIG. 4 is a sectional view taken along line IV—IV of the hand-held food package shown in FIG. 1; and,

FIG. 5 is a sectional view taken along line V—V, of the hand-held food package shown in FIG. 3, which is similar to the package of FIG. 1, but without a hand-held sandwich inserted therein.

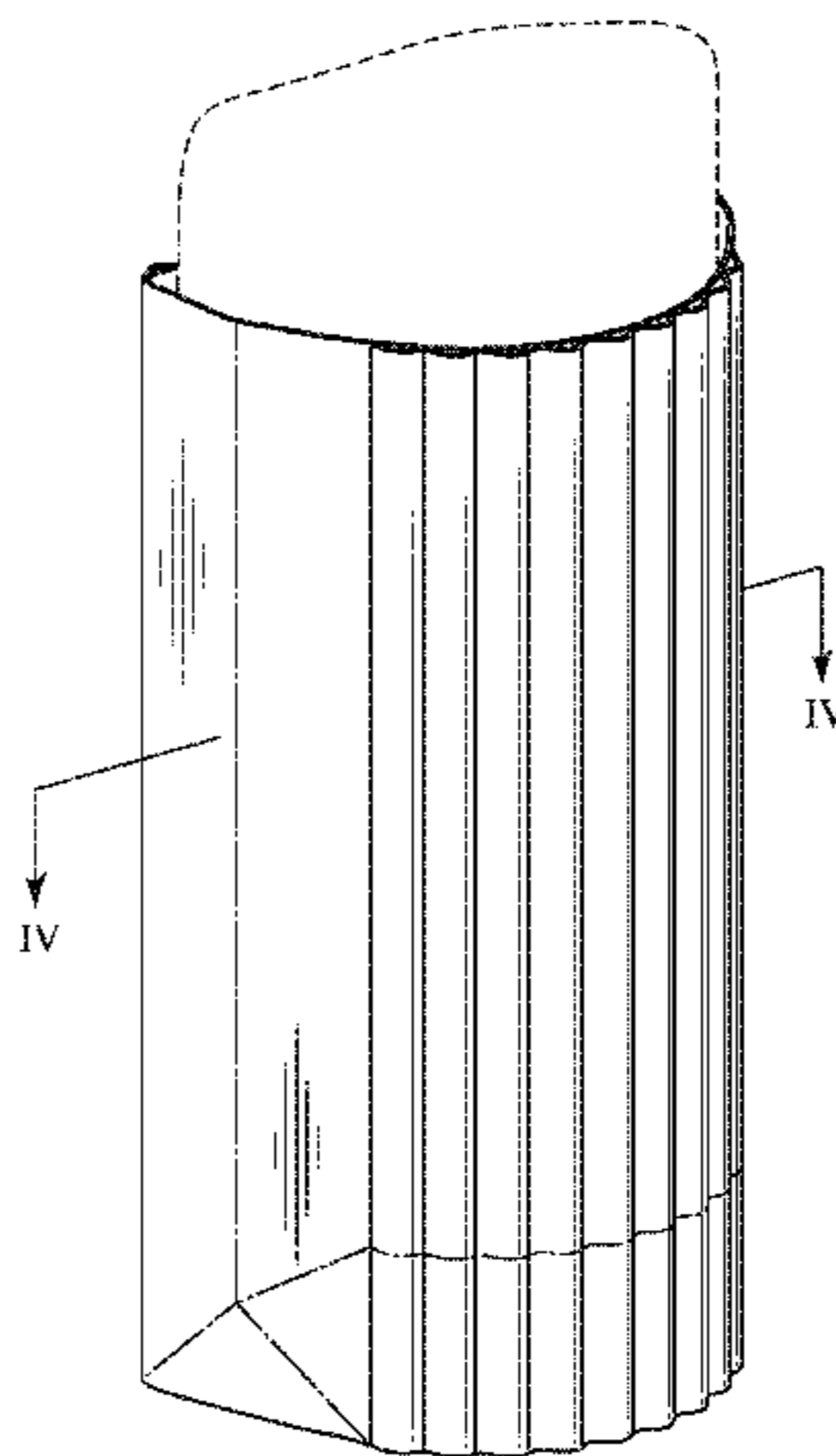
The broken lines extending from the top of the hand-held food package in FIG. 1 showing a hand-held sandwich and the dotted lines near the bottom of FIG. 1 and up the side of FIG. 1 showing fold lines that allow the package to collapse as shown in FIG. 3 are included for illustration purposes only and form no part of the claimed design.

(56) **References Cited**

U.S. PATENT DOCUMENTS

D29,594 S	11/1898	Arkell	
D234,417 S	3/1975	Bair	
3,935,993 A	2/1976	Doyen et al.	
4,460,426 A	7/1984	Saito	
5,059,036 A	10/1991	Richison et al.	
5,094,863 A *	3/1992	Vandenburg	426/115
D329,015 S	9/1992	Stoyanoff	
D349,451 S	8/1994	Sagnard	
5,380,093 A	1/1995	Goldman	
D360,577 S	7/1995	van Loo	
5,720,428 A *	2/1998	Jensen	229/104
5,875,957 A *	3/1999	Yocum	229/120.22
D430,795 S *	9/2000	Stier	D9/703

1 Claim, 4 Drawing Sheets



US D615,875 S

Page 2

U.S. PATENT DOCUMENTS

D469,691 S	*	2/2003	Brondyke et al.	D9/431	D547,674 S	*	7/2007	Donovan	D9/707
D482,614 S	*	11/2003	Countee, Jr.	D9/430	D552,482 S	*	10/2007	Lin	D9/703
D497,543 S		10/2004	Buckley		D580,779 S	*	11/2008	Hartwell et al.	D9/705
D510,520 S	*	10/2005	Butler et al.	D9/430	D587,129 S		2/2009	Schiffman et al.	
D523,744 S	*	6/2006	Zeng	D9/430	D587,130 S		2/2009	Schiffman et al.	

* cited by examiner

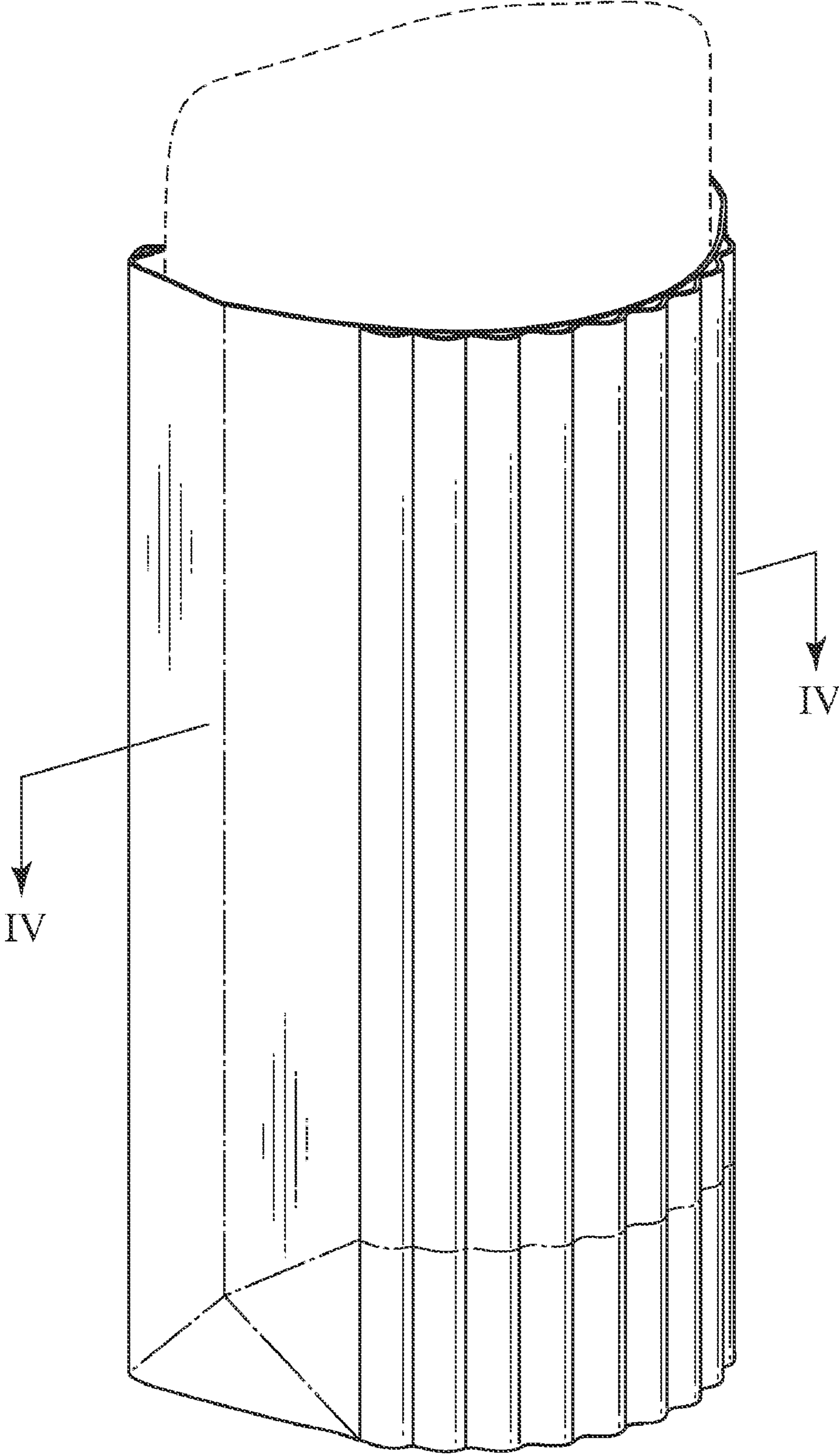


FIG. 1




FIG. 2

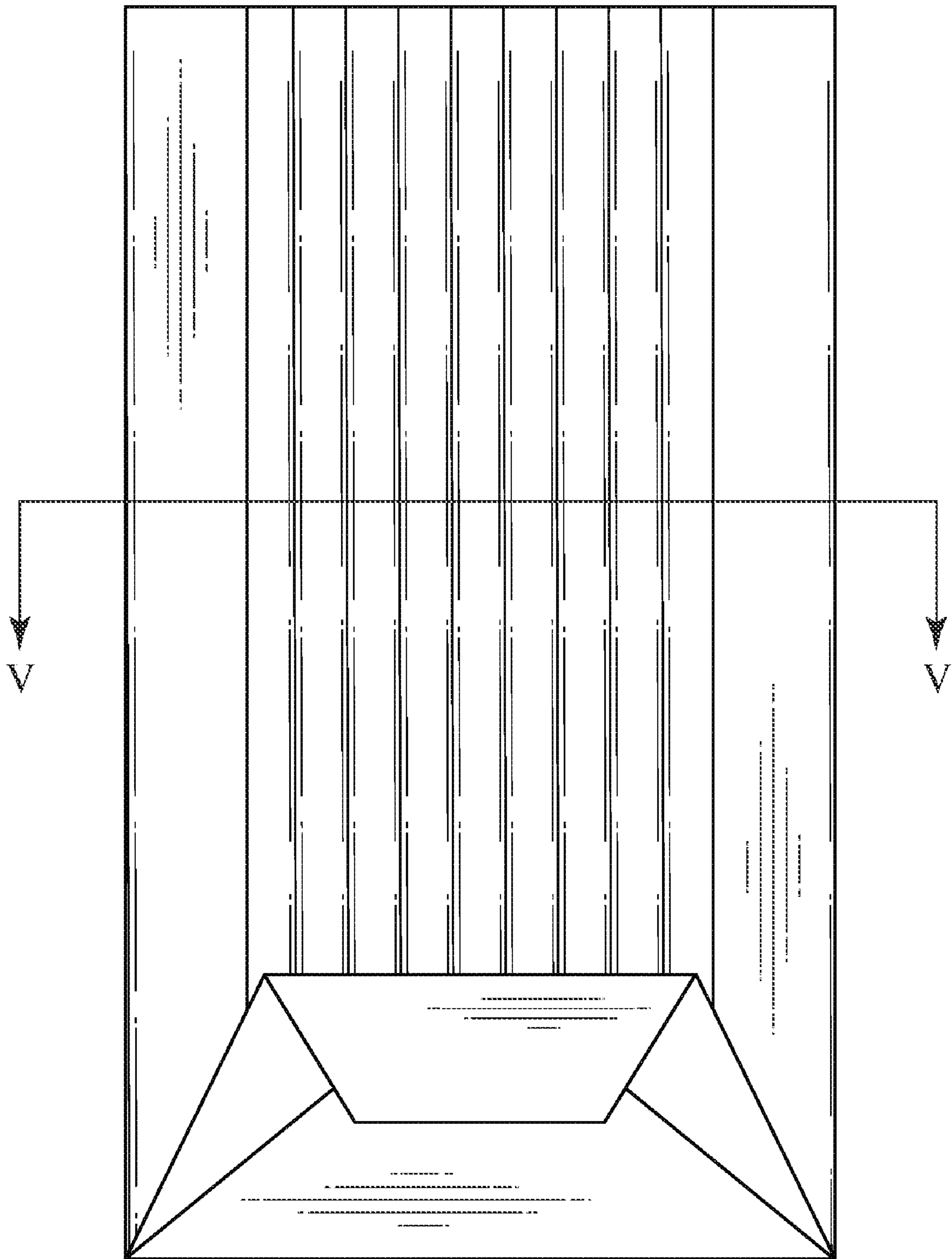


FIG. 3




FIG. 4



FIG. 5