



US00D615871S

(12) **United States Design Patent**
Renz et al.

(10) **Patent No.:** **US D615,871 S**

(45) **Date of Patent:** **** May 18, 2010**

(54) **BOTTLE**

(75) Inventors: **Charles J. Renz**, Briarcliff Manor, NY (US); **Diana Sierra**, North Bergen, NJ (US)

(73) Assignee: **Playtex Products, Inc.**, Westport, CT (US)

(**) Term: **14 Years**

(21) Appl. No.: **29/314,987**

(22) Filed: **May 14, 2009**

(51) **LOC (9) Cl.** **09-01**

(52) **U.S. Cl.** **D9/574**

(58) **Field of Classification Search** D9/516,
D9/520, 521, 530, 542, 559, 560, 572, 573,
D9/574, 682, 685, 694; 215/381, 382, 383,
215/384, 385

See application file for complete search history.

(56) **References Cited**

U.S. PATENT DOCUMENTS

D156,219 S	11/1949	Deskey	D58/6
D193,033 S	6/1962	Waser	D58/8
D221,133 S	7/1971	Wikke	D9/45
D348,388 S *	7/1994	Kuzma	D9/682
D369,742 S *	5/1996	Brookshire et al.	D9/686
D379,931 S	6/1997	Crawford	D9/540
D389,744 S	1/1998	Noe et al.	D9/542
D409,092 S *	5/1999	Beasley	D9/542
D414,118 S	9/1999	Crawford	D9/543
D422,220 S	4/2000	Feen	D9/542
D425,797 S	5/2000	Crawford	D9/543
D439,165 S	3/2001	Erckelbout et al.	D9/520
D444,386 S	7/2001	Weber	D9/521
D447,058 S	8/2001	Weber	D9/521
D447,697 S	9/2001	Schultz et al.	D9/542
D452,156 S *	12/2001	Kokenge et al.	D9/521
D452,159 S *	12/2001	Belser et al.	D9/542
D459,659 S	7/2002	Chung	D9/529

D472,154 S *	3/2003	Peon et al.	D9/543
D486,400 S	2/2004	Bakic	D9/558
D487,400 S	3/2004	Oates	D9/521
D501,141 S	1/2005	Bakic	D9/521
D525,872 S *	8/2006	Haubert et al.	D9/529
D525,873 S	8/2006	Haubert et al.	D9/529
D527,636 S	9/2006	Bakic	D9/521
D528,005 S	9/2006	Bakic	D9/529
D529,388 S	10/2006	Bakic	D9/529
D532,698 S *	11/2006	Pridmore et al.	D9/682
D539,665 S *	4/2007	Haubert et al.	D9/686
D540,176 S	4/2007	Flurer et al.	D9/529

(Continued)

Primary Examiner—Stella M Reid

Assistant Examiner—Elizabeth J Oswecki

(74) *Attorney, Agent, or Firm*—Ohlandt, Greeley, Ruggiero & Perle, L.L.P

(57) **CLAIM**

The ornamental design for a bottle, as shown and described.

DESCRIPTION

FIG. 1 is a perspective view of the bottle of the present disclosure, in a tottle, or upside-down orientation;

FIG. 2 is a second perspective view of the bottle of FIG. 1;

FIG. 3 is a front, elevation view of the bottle of FIG. 1;

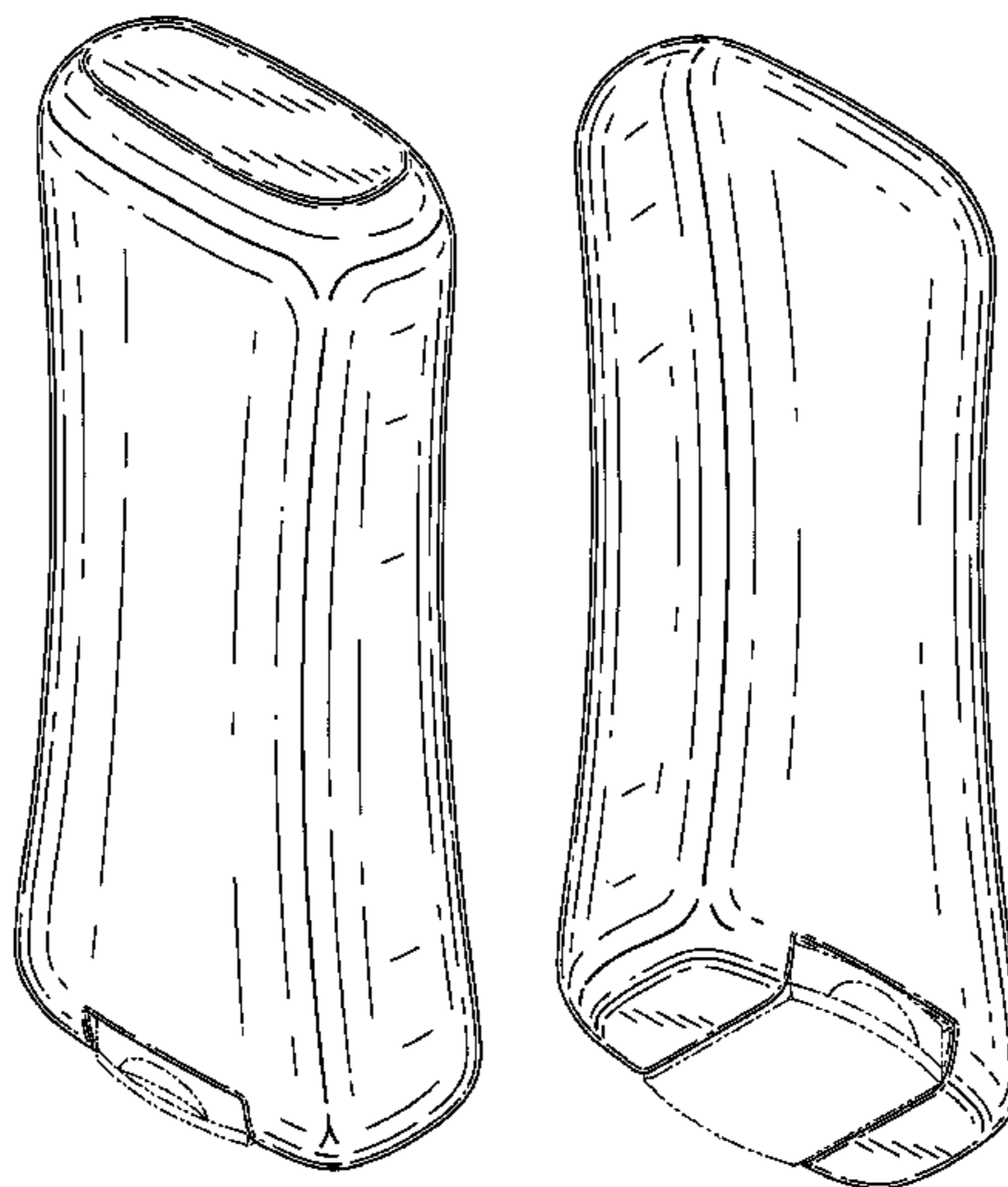
FIG. 4 is a rear, elevation view of the bottle of FIG. 1;

FIG. 5 is a side, elevation view of the bottle of FIG. 1;

FIG. 6 is a bottom view of the bottle of FIG. 1; and,

FIG. 7 is a top view of the bottle of FIG. 1.

1 Claim, 6 Drawing Sheets



US D615,871 S

Page 2

U.S. PATENT DOCUMENTS

D551,984 S	10/2007	Kier et al.	D9/538	D571,666 S *	6/2008	Shurtleff	D9/521
D553,503 S	10/2007	Toh	D9/530	D576,494 S	9/2008	Bakic	D9/529
D565,417 S	4/2008	Lee et al.	D9/541	D585,289 S	1/2009	Toh	D9/529
D565,955 S	4/2008	Bernard et al.	D9/521	D588,009 S *	3/2009	Bowers et al.	D9/542
D566,564 S	4/2008	Lee et al.	D9/521	D588,919 S *	3/2009	Webster et al.	D9/521
D567,094 S	4/2008	Bickert	D9/529	D591,599 S *	5/2009	Okin et al.	D9/521
D567,662 S	4/2008	Feen et al.	D9/542	D595,582 S *	7/2009	Cowan-Hughes et al.	D9/521
				D604,164 S *	11/2009	Miller et al.	D9/521

* cited by examiner

FIG. 1

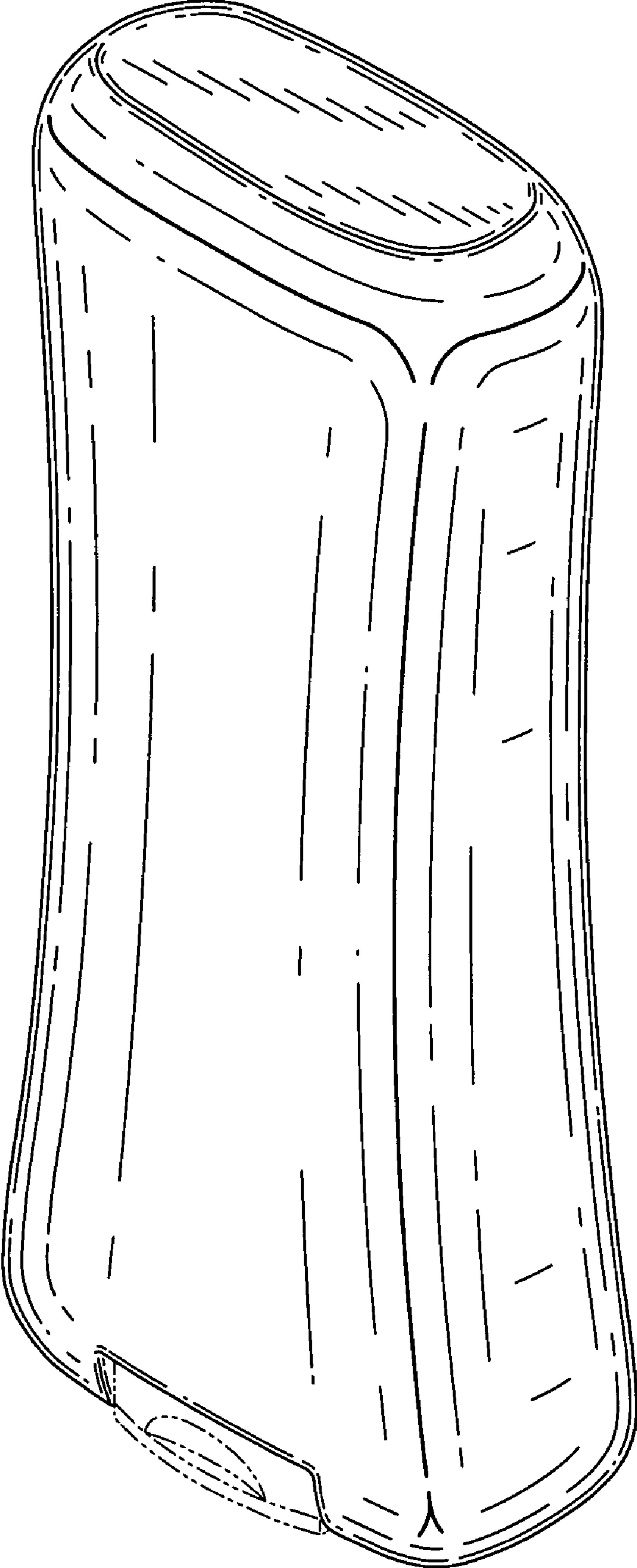


FIG. 2



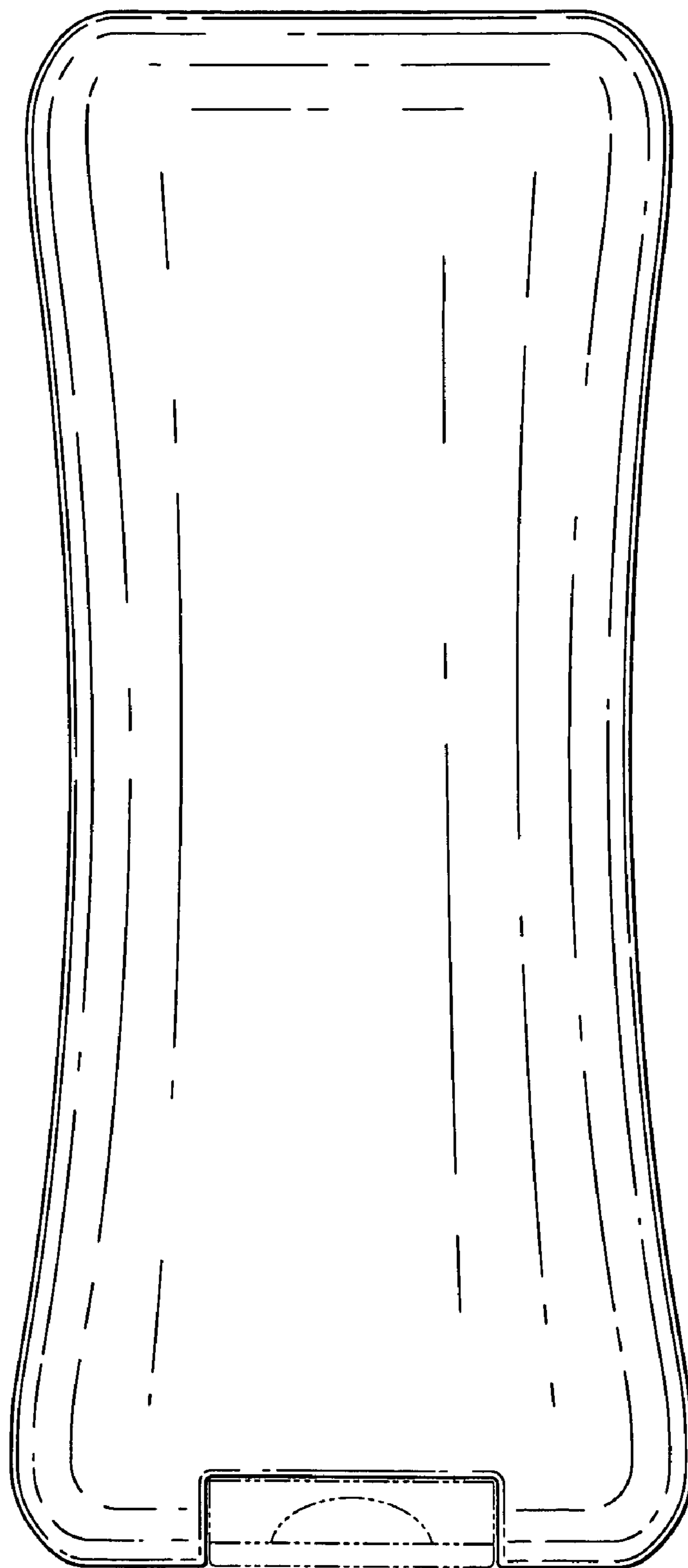


FIG. 3

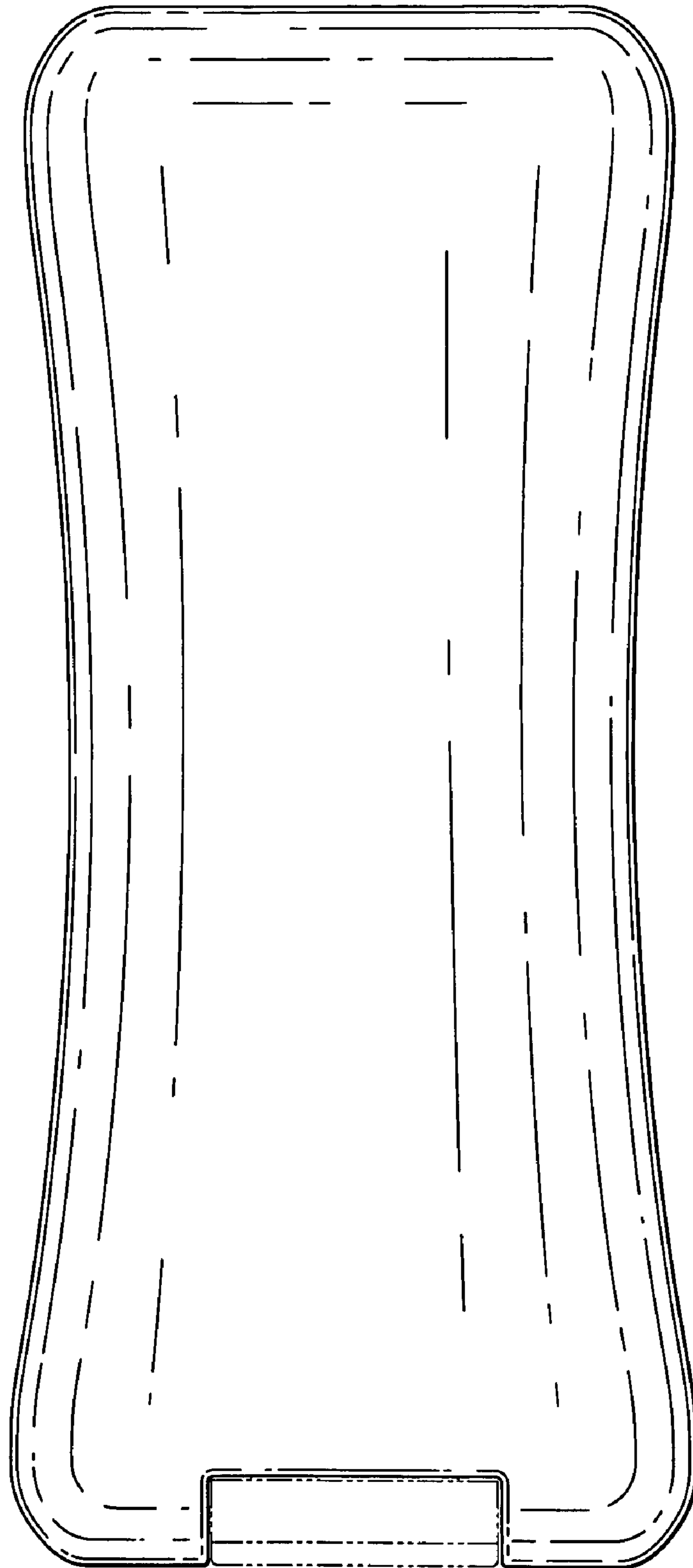


FIG. 4

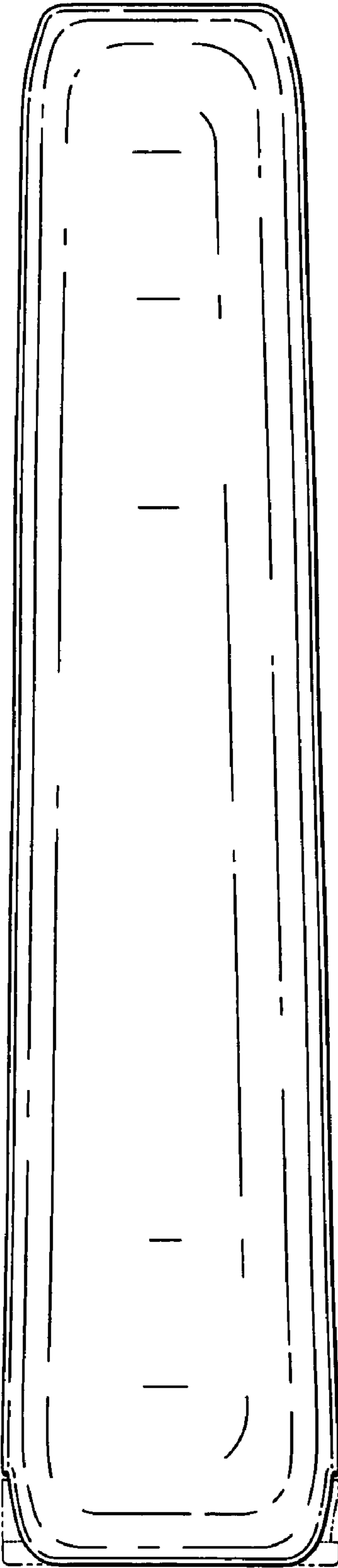


FIG. 5

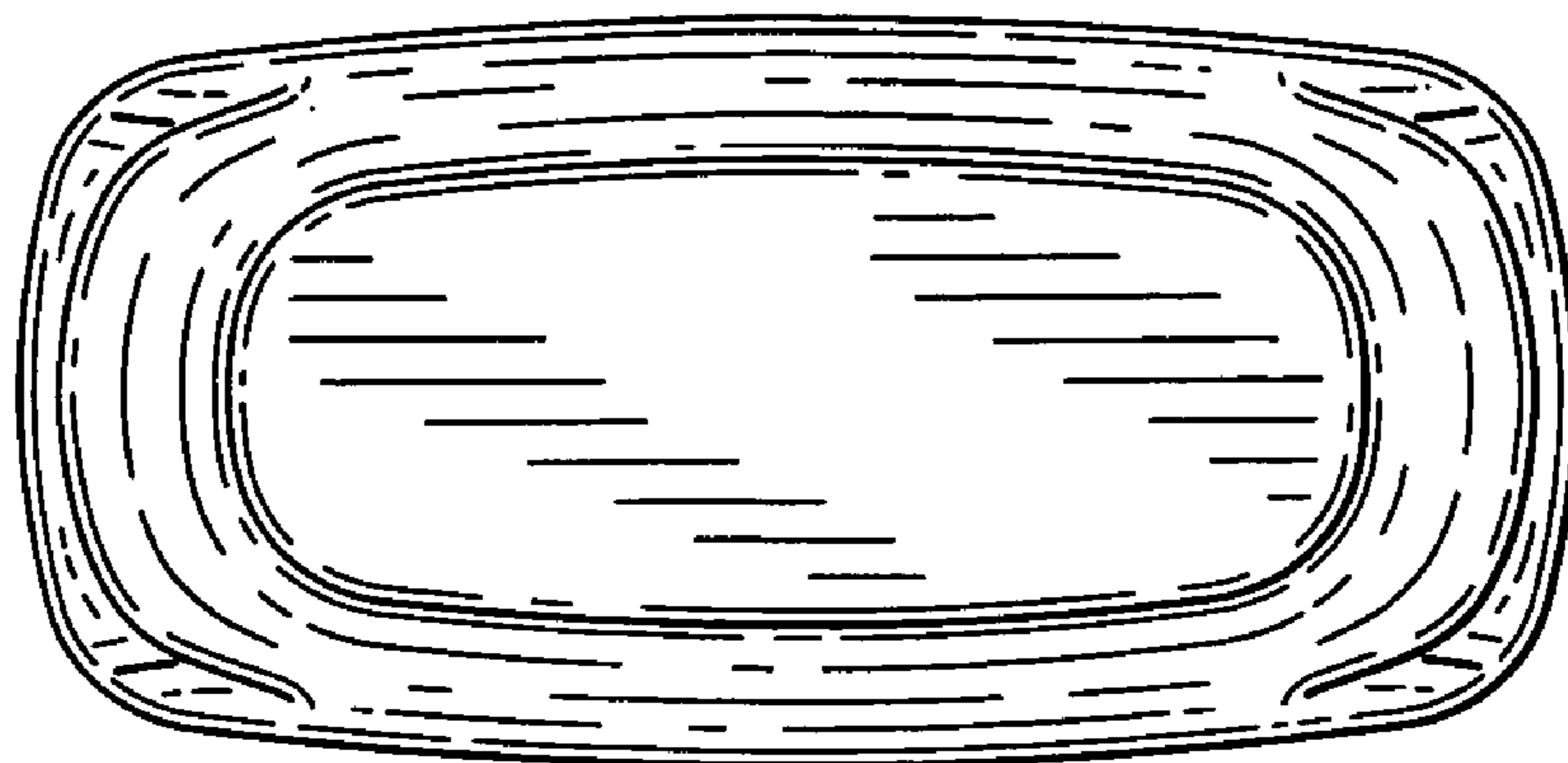


FIG. 6

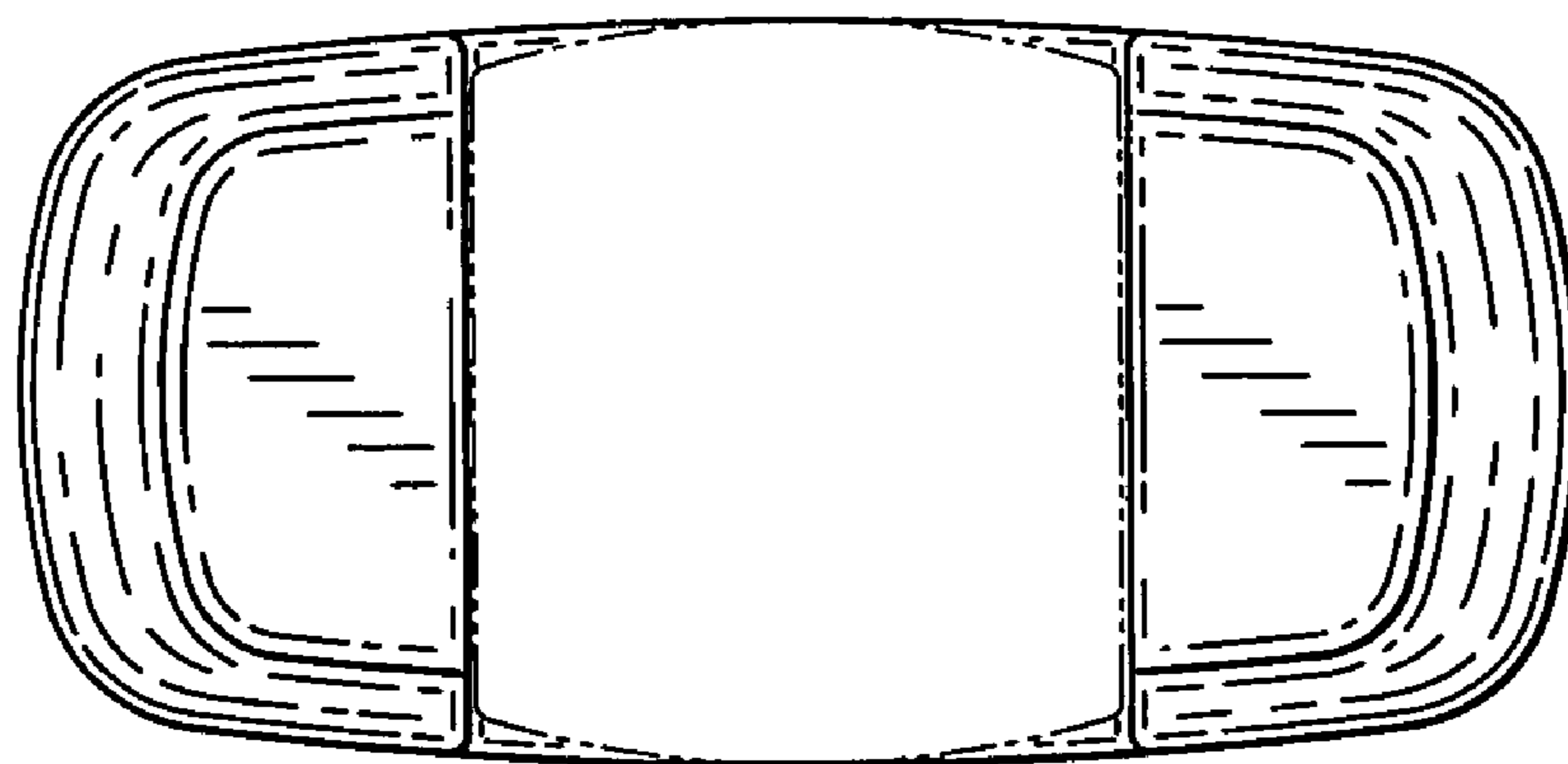


FIG. 7