



US00D615830S

(12) **United States Design Patent**
Shamoon

(10) **Patent No.:** **US D615,830 S**

(45) **Date of Patent:** **** May 18, 2010**

(54) **EGGPLANT SHAPED CUTTING BOARD**

(76) **Inventor:** **Ellis N. Shamoon**, 2833 Park Bridge Ct.,
Dallas, TX (US) 75219-4848

(**) **Term:** **14 Years**

(21) **Appl. No.:** **29/351,050**

(22) **Filed:** **Nov. 30, 2009**

(51) **LOC (9) Cl.** **07-04**

(52) **U.S. Cl.** **D7/699**

(58) **Field of Classification Search** D3/271.1;
D6/306, 588, 608; D7/388-389, 409, 505,
D7/544, 552.2, 553.5, 553.8, 554.2, 555,
D7/567, 587, 624.1, 637-638, 667, 673, 696,
D7/698-699; D8/356; D9/451, 645; D11/84,
D11/151; D23/366-367; D24/102, 105;
239/36; 269/13-16, 54.5, 289 R, 291-292,
269/297-298, 302.1; 428/21, 95, 107-108

See application file for complete search history.

(56) **References Cited**

U.S. PATENT DOCUMENTS

RE15,641 E *	7/1923	Emery	428/21
D156,138 S *	11/1949	Majeska	D11/84
D165,723 S *	1/1952	Schneeloch	D7/544
D251,238 S *	3/1979	Lutzker	D11/151
D251,534 S *	4/1979	Lutzker	D7/699

D251,535 S *	4/1979	Lutzker	D7/699
D314,695 S *	2/1991	Sata	D7/699
D356,370 S *	3/1995	El-Assir	D23/367
D489,971 S *	5/2004	Tamez	D9/645
D510,001 S *	9/2005	Farmer et al.	D7/699
D528,405 S *	9/2006	Kelleghan et al.	D8/356
D596,469 S *	7/2009	Cosaro	D7/698

* cited by examiner

Primary Examiner—Caron Veynar

Assistant Examiner—Ricky Pham

(74) *Attorney, Agent, or Firm*—Daniel V. Thompson

(57) **CLAIM**

The ornamental design for an eggplant shaped cutting board, as shown and described.

DESCRIPTION

FIG. 1 is a perspective view of the eggplant shaped cutting board showing my new design;

FIG. 2 is a front elevational view thereof;

FIG. 3 is a rear elevational view thereof;

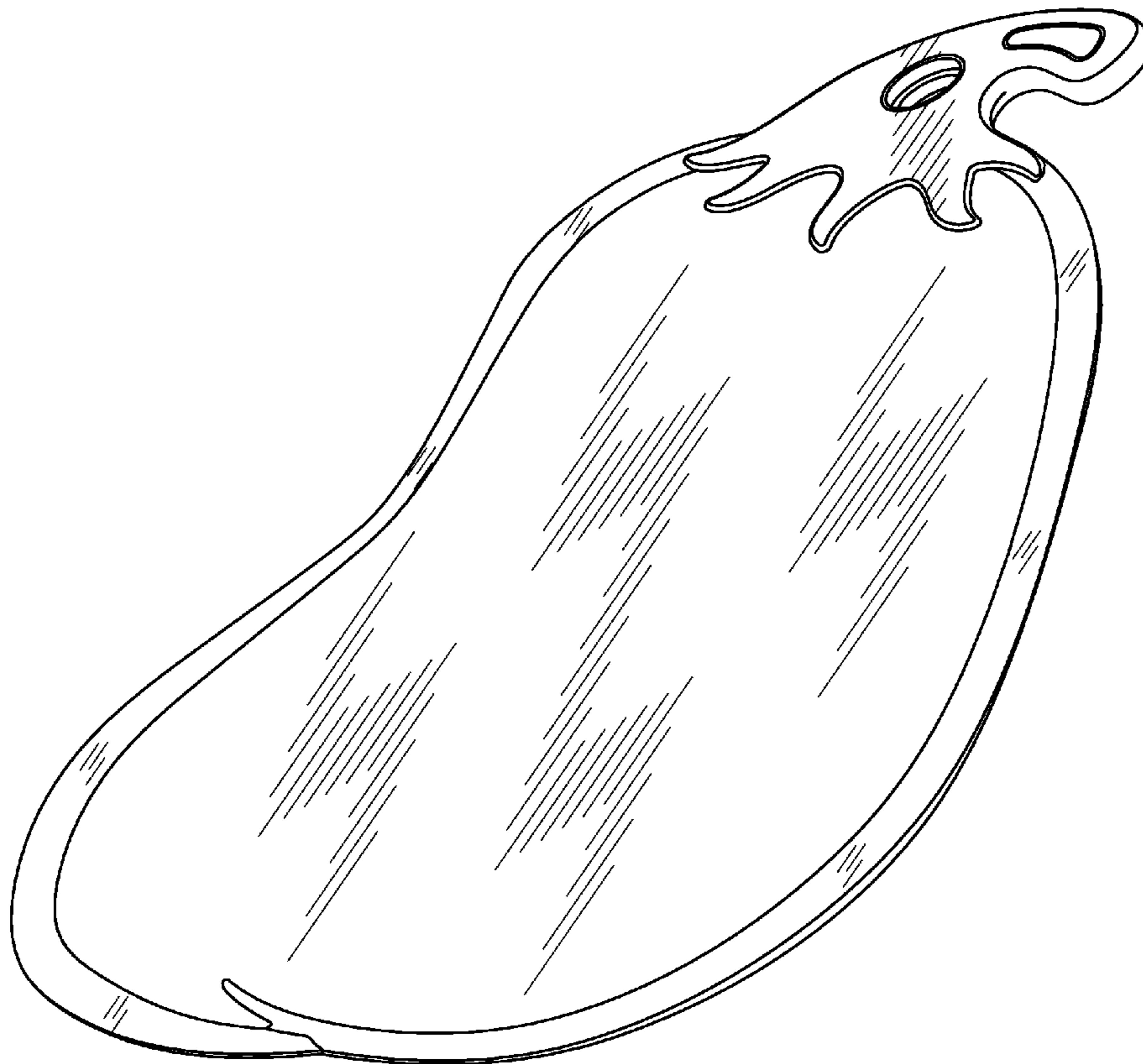
FIG. 4 is a right side elevational view thereof;

FIG. 5 is a left side elevational view thereof;

FIG. 6 is top plan view thereof; and,

FIG. 7 is a bottom plan view thereof.

1 Claim, 5 Drawing Sheets



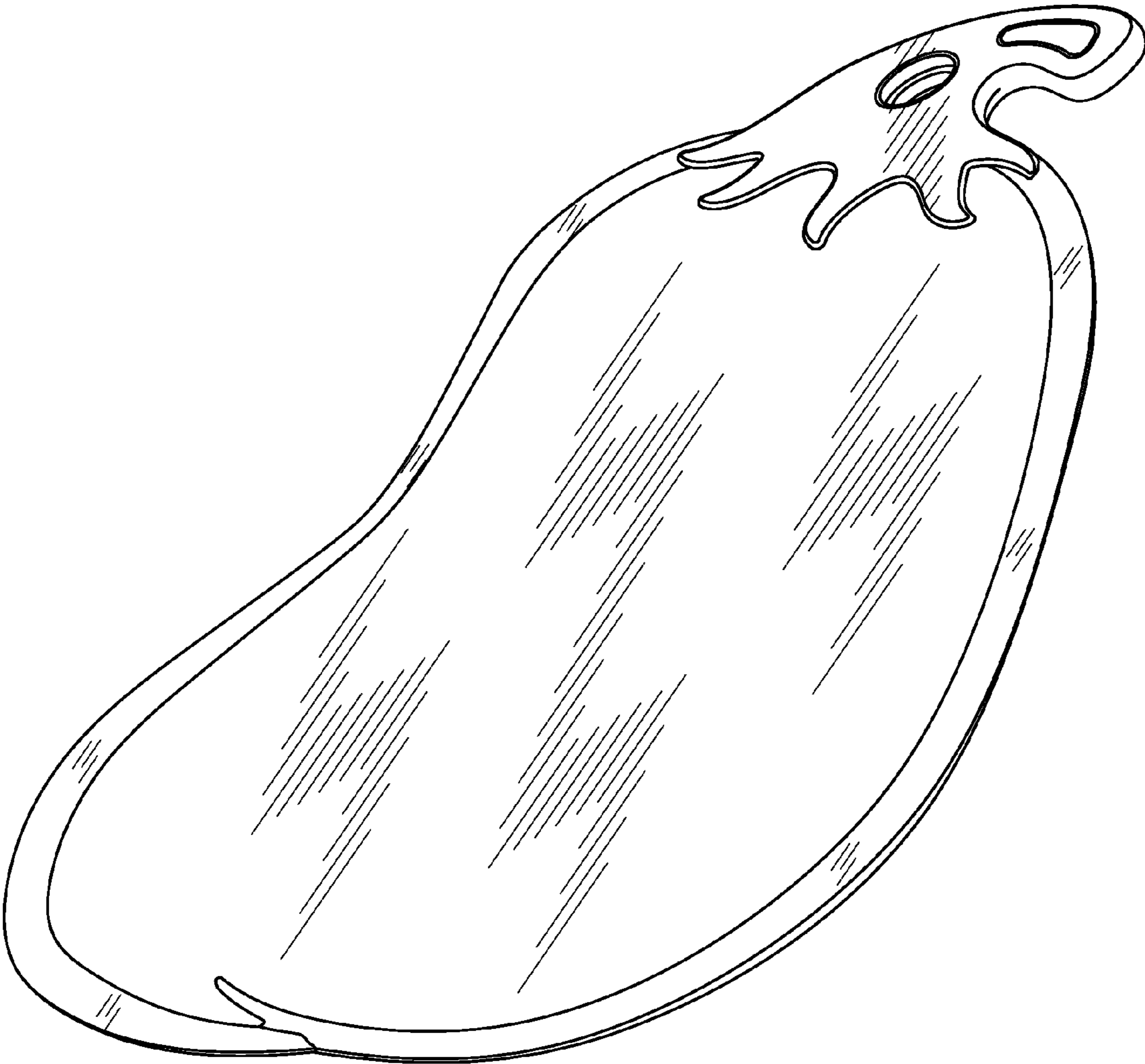


Fig. 1




Fig. 2

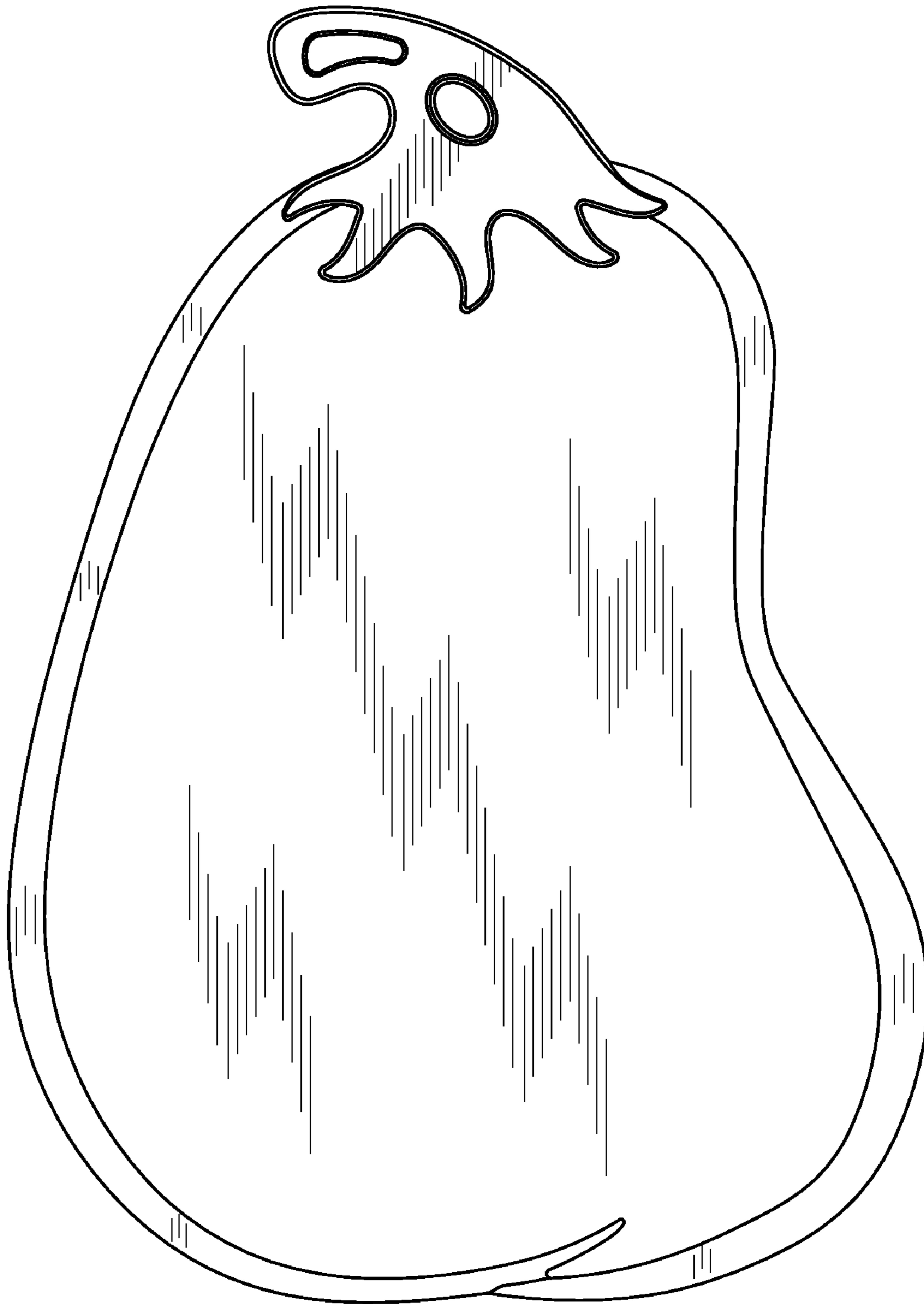


Fig. 3



Fig. 4



Fig. 5

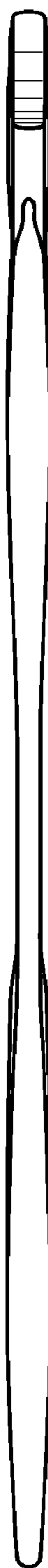


Fig. 6



Fig. 7