



US00D615828S

(12) **United States Design Patent**  
**Shamoon**

(10) **Patent No.:** **US D615,828 S**

(45) **Date of Patent:** **\*\* May 18, 2010**

(54) **APPLE SHAPED CUTTING BOARD**

(76) **Inventor:** **Ellis N. Shamoon**, 2833 Park Bridge Ct.,  
Dallas, TX (US) 75219-4848

(\*\*) **Term:** **14 Years**

(21) **Appl. No.:** **29/351,048**

(22) **Filed:** **Nov. 30, 2009**

(51) **LOC (9) Cl.** ..... **07-04**

(52) **U.S. Cl.** ..... **D7/699**

(58) **Field of Classification Search** ..... D3/271.1;  
D6/306, 588, 608; D7/388-389, 409, 505,  
D7/544, 552.2, 553.5, 553.8, 554.2, 555,  
D7/567, 587, 624.1, 637-638, 667, 673, 696,  
D7/698-699; D8/356; D9/451, 645; D11/84,  
D11/151; D23/366-367; D24/102, 105;  
239/36; 269/13-16, 54.5, 289 R, 291-292,  
269/297-298, 302.1; 428/21, 95, 107-108

See application file for complete search history.

(56) **References Cited**

**U.S. PATENT DOCUMENTS**

RE15,641 E *	7/1923	Emery	428/21
D92,145 S *	5/1934	Kinney	D9/645
D122,414 S *	9/1940	Prouty	D7/567
D123,913 S *	12/1940	Newland	D7/567
D165,723 S *	1/1952	Schneeloch	D7/544
D210,477 S *	3/1968	Beyer	D7/389
D251,238 S *	3/1979	Lutzker	D11/151
D251,534 S *	4/1979	Lutzker	D7/699
D251,535 S *	4/1979	Lutzker	D7/699
D258,034 S *	1/1981	Mara	D6/306
4,283,011 A *	8/1981	Spector	239/36
D310,149 S *	8/1990	Radziewicz et al.	D6/608

D313,700 S *	1/1991	Zoldessy	D6/306
D314,695 S *	2/1991	Sata	D7/699
D356,710 S *	3/1995	Cooper	D6/588
D431,097 S *	9/2000	Tamez	D28/67
D454,061 S *	3/2002	Davis	D9/645
D489,971 S *	5/2004	Tamez	D9/645
D510,001 S *	9/2005	Farmer et al.	D7/699
D514,212 S *	1/2006	Harbutt et al.	D23/366
D514,213 S *	1/2006	Harbutt et al.	D23/366
D528,405 S *	9/2006	Kelleghan et al.	D8/356
D535,003 S *	1/2007	Buthier et al.	D23/366
D551,078 S *	9/2007	Last	D9/451
D579,539 S *	10/2008	Osterberg	D24/105
D582,158 S *	12/2008	Nathanson	D3/271.1

\* cited by examiner

*Primary Examiner*—Caron Veynar

*Assistant Examiner*—Ricky Pham

(74) *Attorney, Agent, or Firm*—Daniel V. Thompson

(57) **CLAIM**

The ornamental design for a apple shaped cutting board, as shown and described.

**DESCRIPTION**

FIG. 1 is a perspective view of the apple shaped cutting board showing my new design;

FIG. 2 is a front elevational view thereof;

FIG. 3 is a rear elevational view thereof;


FIG. 4 is a right side elevational view thereof;

FIG. 5 is a left side elevational view thereof;

FIG. 6 is top plan view thereof; and,

FIG. 7 is a bottom plan view thereof.

**1 Claim, 5 Drawing Sheets**






Fig. 1




Fig. 2

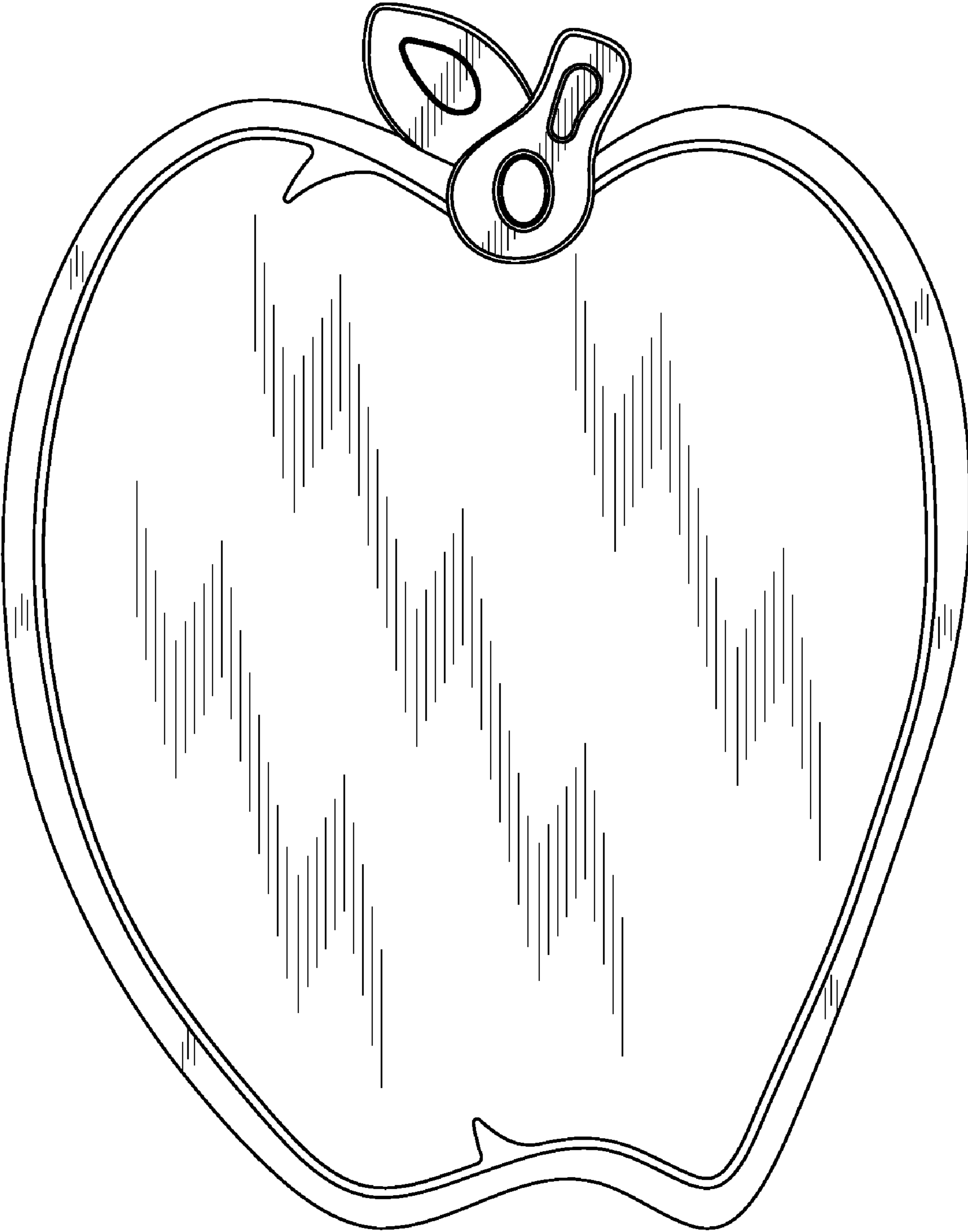


Fig. 3

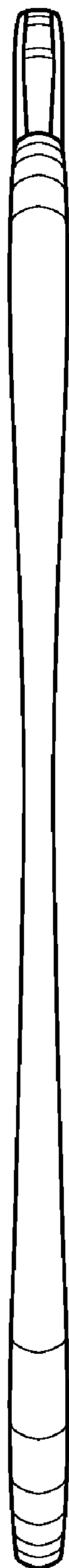


Fig. 4

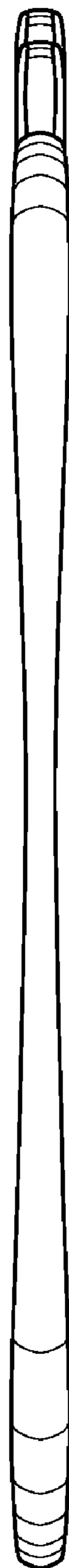


Fig. 5




Fig. 6



Fig. 7