



US00D615805S

(12) **United States Design Patent**
Baek

(10) **Patent No.:** **US D615,805 S**

(45) **Date of Patent:** **** May 18, 2010**

(54) **MICROWAVE OVEN**

(75) Inventor: **Byung Kook Baek**, Kyunggi-do (KR)

(73) Assignee: **Samsung Electronics Co., Ltd.**, Suwon, Kyungki-Do (KR)

(**) Term: **14 Years**

(21) Appl. No.: **29/342,569**

(22) Filed: **Aug. 27, 2009**

(51) **LOC (9) Cl.** **07-02**

(52) **U.S. Cl.** **D7/351**

(58) **Field of Classification Search** D7/351,
D7/350.1, 350.3, 350.4, 402, 405, 406; 219/678,
219/756-758; 126/19 M, 275 E
See application file for complete search history.

(56) **References Cited**

U.S. PATENT DOCUMENTS

D371,039 S *	6/1996	Matoba et al.	D7/351
D455,932 S *	4/2002	Noda et al.	D7/351
D477,964 S *	8/2003	Kanza	D7/351
D478,465 S *	8/2003	Kanza	D7/351
D522,801 S *	6/2006	Lee	D7/351
D530,973 S *	10/2006	Lee et al.	D7/351
D531,447 S *	11/2006	Lee et al.	D7/350.4

D532,645 S *	11/2006	Lee	D7/351
D545,611 S *	7/2007	Sakata	D7/351
D577,246 S *	9/2008	Kikumoto	D7/351
D582,211 S *	12/2008	Green	D7/405
D599,163 S *	9/2009	Oomae	D7/351

* cited by examiner

Primary Examiner—Ruth McInroy

(74) *Attorney, Agent, or Firm*—Ladas & Parry LLP

(57) **CLAIM**

I claim the ornamental design for a microwave oven, as shown and described.

DESCRIPTION

FIG. 1 is a top, front and right-side perspective view of a microwave oven showing my new design;

FIG. 2 is a front elevational view thereof;

FIG. 3 is a rear elevational view thereof;

FIG. 4 is a left-side elevational view thereof;

FIG. 5 is a right-side elevational view thereof;

FIG. 6 is a top plan view thereof; and,

FIG. 7 is a bottom plan view thereof.

1 Claim, 4 Drawing Sheets


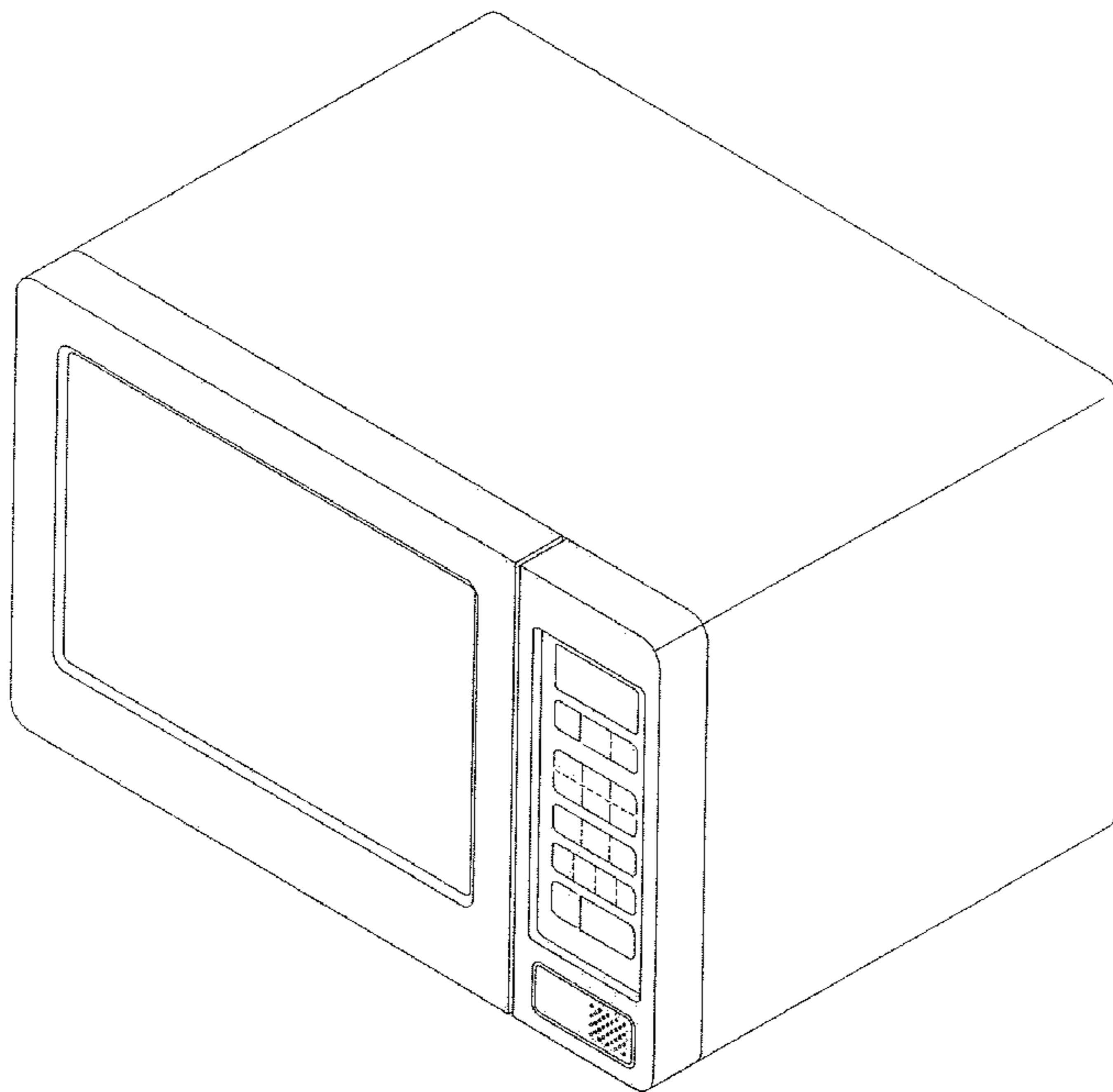


FIG. 1

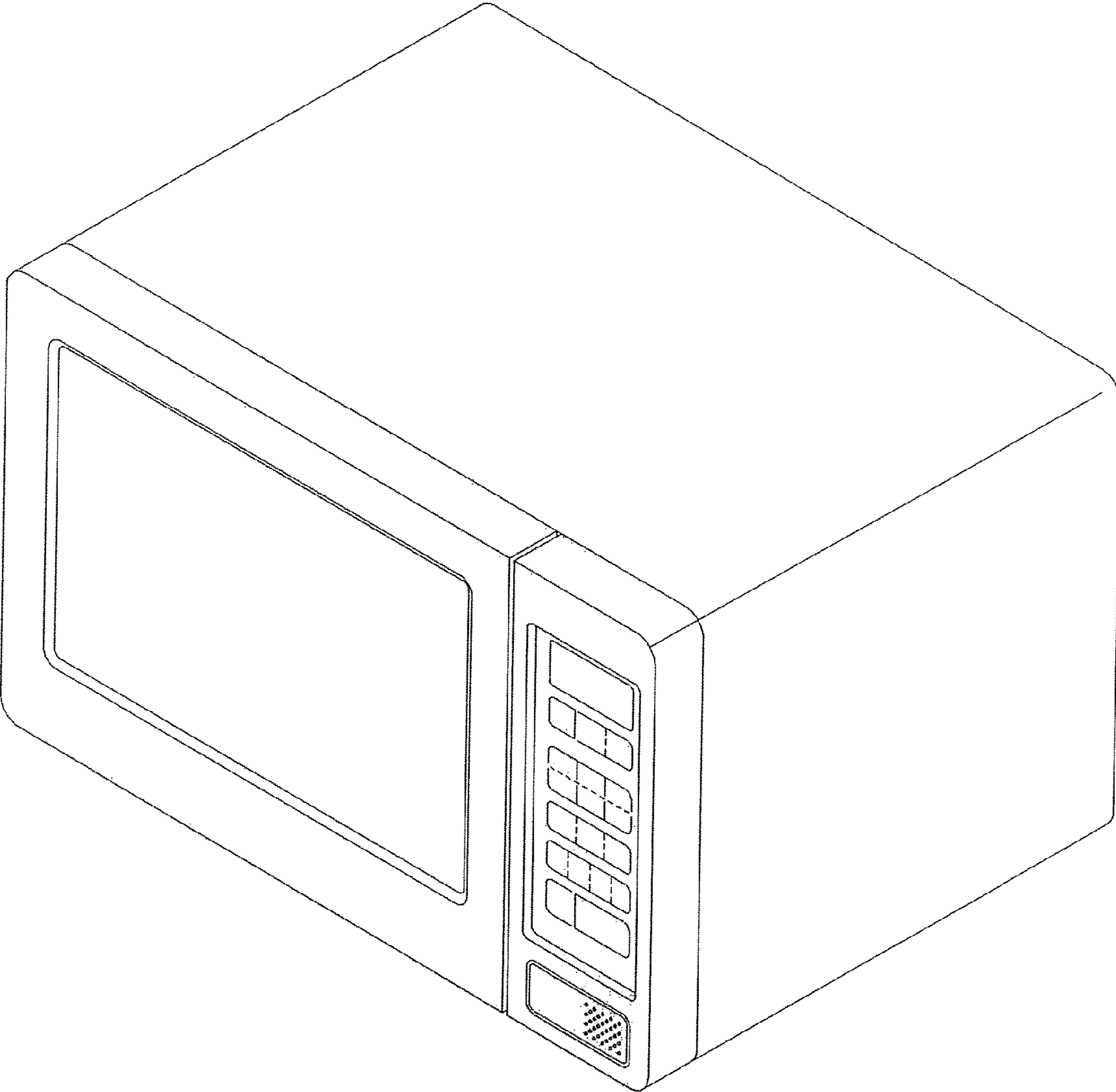


FIG. 2




FIG. 3




FIG. 4




FIG. 5




FIG. 6




FIG. 7

