



US00D615794S

(12) **United States Design Patent**
Jørgensen et al.

(10) **Patent No.:** **US D615,794 S**

(45) **Date of Patent:** **** *May 18, 2010**

(54) **PILLOW**

(75) Inventors: **Rikke Lund Jørgensen**, Odense NV (DK); **Kristina Rasmussen**, Nyborg (DK); **Rikke Leonia Jessen**, Assens (DK)

(73) Assignee: **Dan-Foam ApS**, Aarup (DK)

(**) Term: **14 Years**

(21) Appl. No.: **29/329,956**

(22) Filed: **Dec. 23, 2008**

(51) **LOC (9) Cl.** **06-09**

(52) **U.S. Cl.** **D6/601**

(58) **Field of Classification Search** D6/595–599, D6/601, 604; 5/630, 633, 636, 637, 735, 5/652–656, 655.3, 655.9, 706, 910, 922, 5/420; D21/803, 809

See application file for complete search history.

(56) **References Cited**

U.S. PATENT DOCUMENTS

2,522,120 A	9/1950	Kaskey et al.	
D177,472 S	4/1956	Huntington	
2,765,480 A	10/1956	Mueller	
2,835,905 A	5/1958	Tomasson	
2,880,428 A	4/1959	Forsland	
3,124,812 A	3/1964	Milton et al.	
3,327,330 A	6/1967	McCullough	
3,757,365 A	9/1973	Kretchmer	
4,007,503 A	2/1977	Watkin	
4,060,863 A	12/1977	Craig	
4,118,813 A	10/1978	Armstrong	
4,173,048 A	11/1979	Varaney	
D258,793 S	4/1981	Rinz	
4,624,021 A	11/1986	Hofstetter	
D286,965 S *	12/1986	Eisler	D6/596
D292,767 S *	11/1987	Challen	D6/601
4,736,477 A	4/1988	Moore	
4,773,142 A	9/1988	Davis et al.	
D309,689 S *	8/1990	Bool	D6/601
D314,685 S	2/1991	Hudson	

4,998,309 A *	3/1991	Tesch	5/636
D316,354 S *	4/1991	Bool	D6/601
D322,533 S	12/1991	Hudson	
5,148,564 A	9/1992	Reder	
D346,926 S	5/1994	Sullivan	
D354,876 S *	1/1995	Pace	D6/601
D388,650 S	1/1998	Davis	
D395,568 S	6/1998	Davis	
D399,675 S	10/1998	Ferris	
D412,259 S	7/1999	Wilcox et al.	
D418,711 S	1/2000	Mettler	
D456,659 S	5/2002	Landvik	
D456,660 S	5/2002	Landvik	

(Continued)

Primary Examiner—Janice E Seeger

Assistant Examiner—Zenia I Bennett

(74) *Attorney, Agent, or Firm*—Michael Best & Friedrich LLP

(57) **CLAIM**

We claim the ornamental design for a pillow, as shown and described.

DESCRIPTION

FIG. 1 is a perspective view of a pillow.

FIG. 2 is a top view of the pillow shown in FIG. 1

FIG. 3 is bottom view of the pillow shown in FIG. 1.

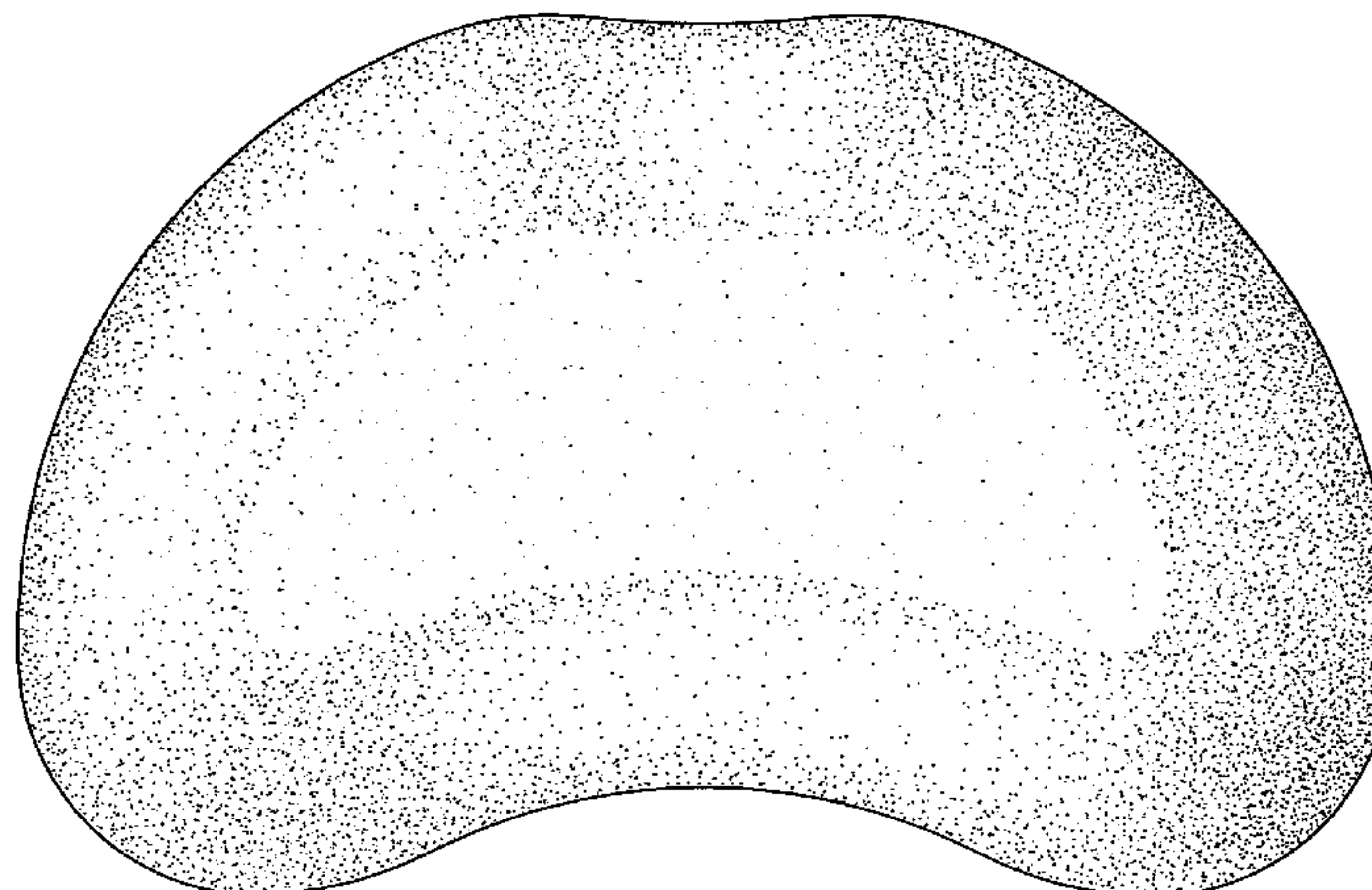
FIG. 4 is a front view of the pillow shown in FIG. 1.

FIG. 5 is a rear view of the pillow shown in FIG. 1.

FIG. 6 is a left side view of the pillow shown in FIG. 1; and,

FIG. 7 is a right side view of the pillow shown in FIG. 1.

1 Claim, 5 Drawing Sheets



US D615,794 S

Page 2

U.S. PATENT DOCUMENTS

6,438,779 B1	8/2002	Brown		D529,325 S	10/2006	Maarbjerg	
6,574,809 B1	6/2003	Rathbun		D542,071 S *	5/2007	Chan	D6/601
6,578,218 B2	6/2003	Wassilefsky		7,530,127 B2	5/2009	Leifermann et al.	
D481,242 S *	10/2003	Peterson	D6/601	7,594,289 B1 *	9/2009	Medlock	5/636
6,742,207 B1	6/2004	Brown		2003/0188383 A1	10/2003	Ense	
D492,874 S *	7/2004	Fux et al.	D6/601	2003/0208846 A1	11/2003	Guarino	
6,915,539 B2	7/2005	Rathbun		2004/0107501 A1	6/2004	Kancilja	
D513,571 S *	1/2006	Haack	D6/601	2005/0144725 A1	7/2005	Guarino	
7,051,389 B2	5/2006	Wassilefky		2006/0064819 A1	3/2006	Mollett	
7,082,633 B1	8/2006	Maarbjerg		2007/0245493 A1	10/2007	Leifermann et al.	
				2009/0139034 A1	6/2009	Maarbjerg	

* cited by examiner

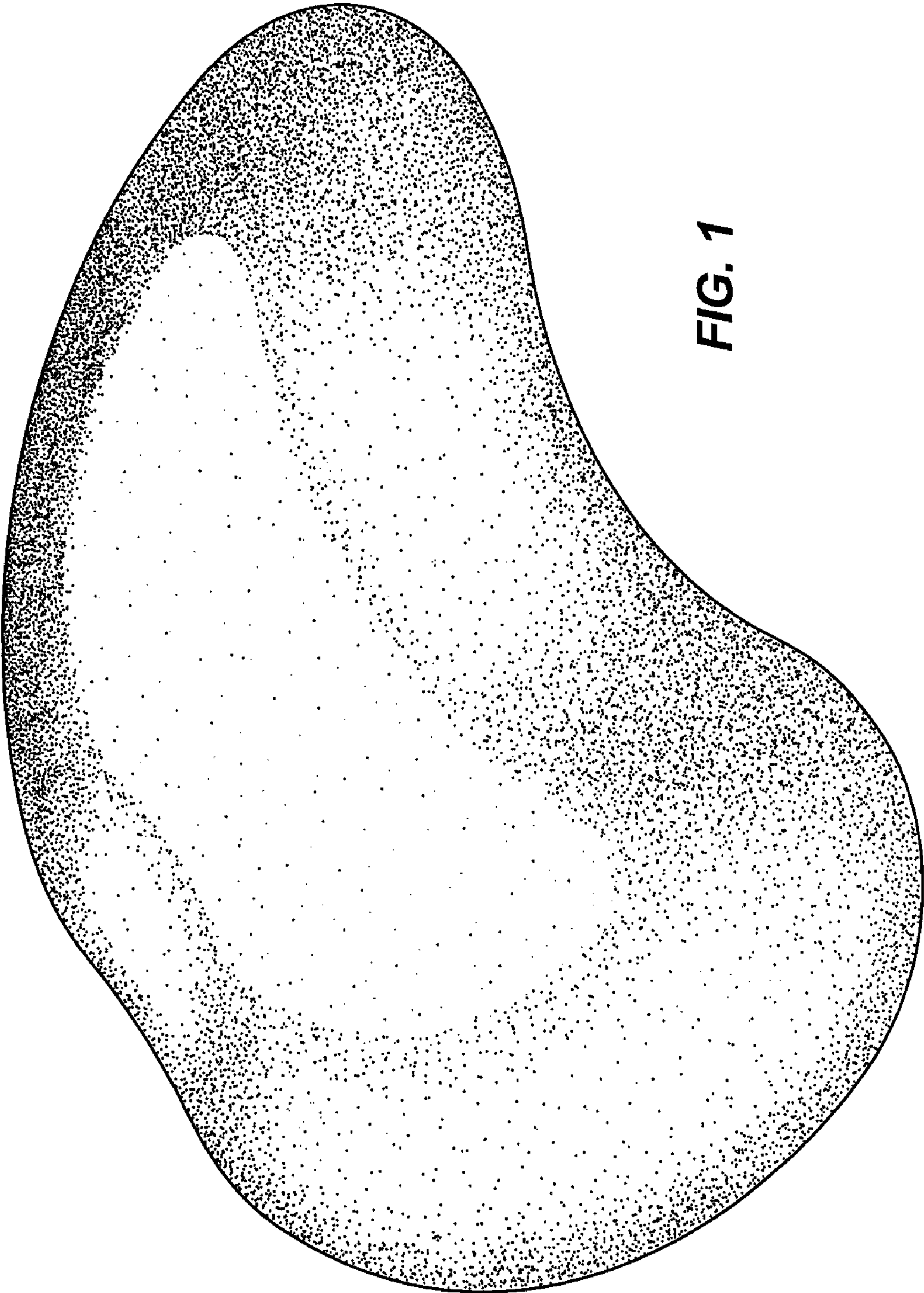


FIG. 1

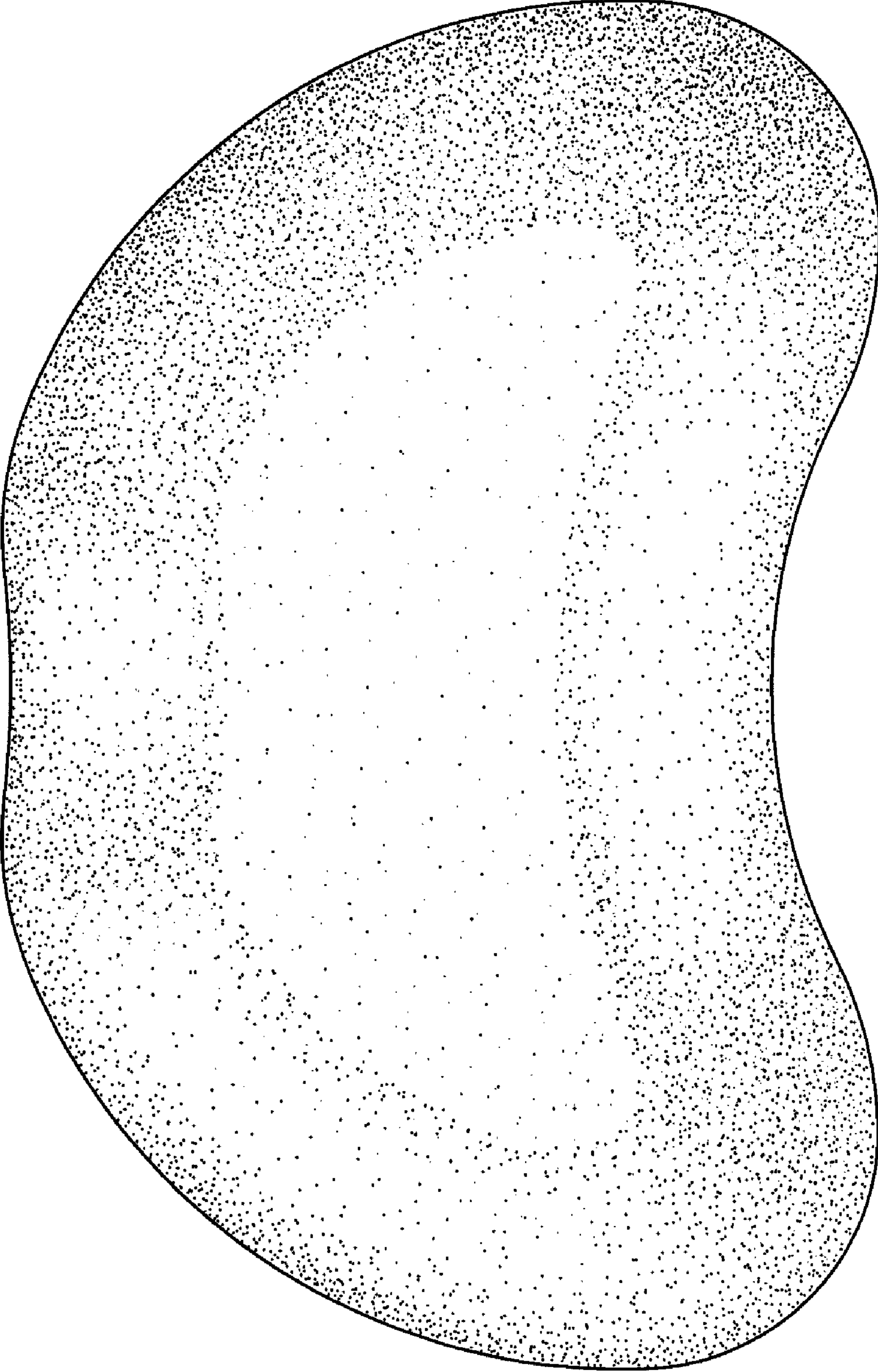


FIG. 2

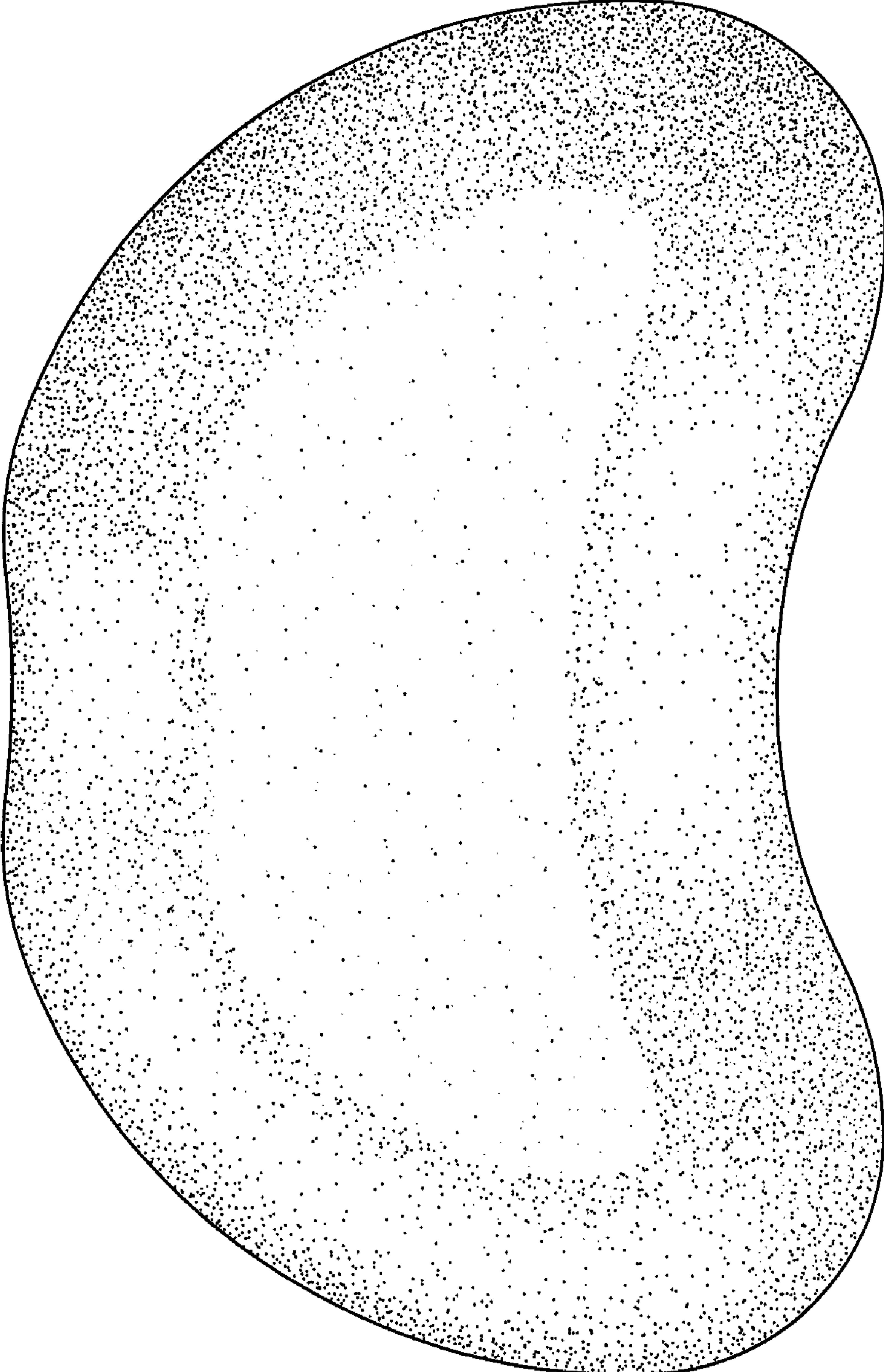


FIG. 3




FIG. 4




FIG. 5




FIG. 7

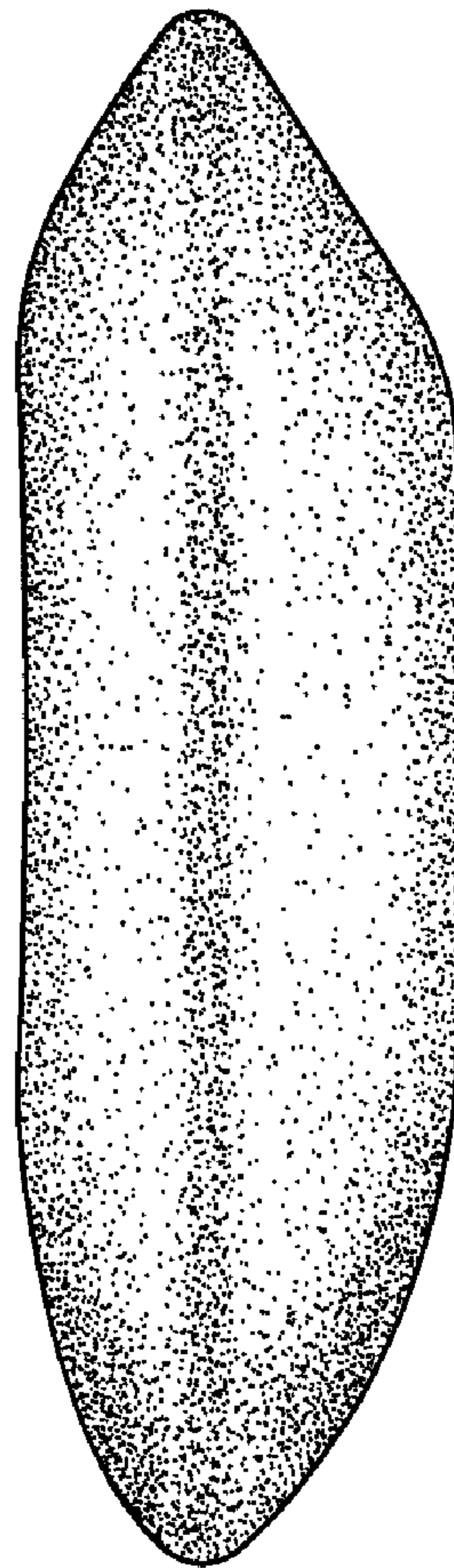


FIG. 6