



US00D615791S

(12) **United States Design Patent**
Nelson

(10) **Patent No.:** **US D615,791 S**

(45) **Date of Patent:** **** May 18, 2010**

(54) **FOOTBALL JERSEY SHAPED REMOTE CONTROL STORAGE UNIT**

D566,986 S * 4/2008 Greiner D6/411
D577,027 S * 9/2008 Naqvi et al. D14/458
2008/0296450 A1* 12/2008 Lang 248/206.5

(75) Inventor: **Terrence Nelson**, 102 Diener PL Apt
201, Baltimore, MD (US) 21229

* cited by examiner

(73) Assignee: **Terrence Nelson**, Baltimore, MD (US)

Primary Examiner—T. Chase Nelson
Assistant Examiner—John Windmuller

(**) Term: **14 Years**

(57) **CLAIM**

(21) Appl. No.: **29/303,036**

The ornamental design for a football jersey shaped remote control storage unit, as shown and described.

(22) Filed: **Jan. 30, 2008**

DESCRIPTION

(51) **LOC (9) Cl.** **06-04**

(52) **U.S. Cl.** **D6/563; D14/218**

(58) **Field of Classification Search** D14/218,
D14/455; D13/168; D6/450, 467, 470, 553,
D6/563; 700/65; 345/169; 348/14.05, 114
See application file for complete search history.

FIG. 1 is a perspective view of a football jersey shaped remote control storage unit, showing my new design;

FIG. 2 is a front elevational view of the invention;

FIG. 3 is a rear elevational view of the invention;

FIG. 4 is a left-side elevational view of the invention;

FIG. 5 is a right-side elevational view of the invention;

FIG. 6 is a top plan view of the invention; and,

FIG. 7 is a bottom plan view of the invention.

The broken lines showing team name, numbers, and remote controls depict environment and form no part of the claimed design.

(56) **References Cited**

U.S. PATENT DOCUMENTS

D250,926 S * 1/1979 Perkins D6/571
D291,640 S * 9/1987 Russo D6/563
D360,651 S * 7/1995 Budde et al. D19/52
D535,380 S * 1/2007 Naqvi D23/367
D543,760 S * 6/2007 Utzinger, III D6/553
D553,674 S * 10/2007 Davanis D19/6

1 Claim, 3 Drawing Sheets






FIG. 2

FIG. 1




FIG. 3



FIG. 4

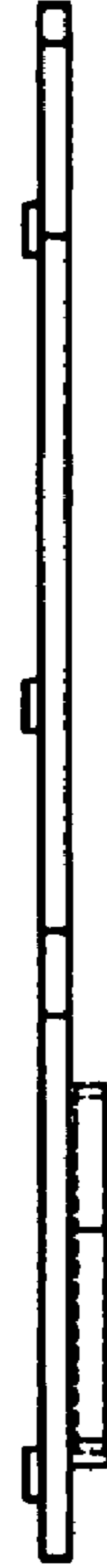


FIG. 5



FIG. 6



FIG. 7