



US00D615781S

(12) **United States Design Patent**  
**Moffett**

(10) **Patent No.:** **US D615,781 S**

(45) **Date of Patent:** **\*\* May 18, 2010**

(54) **BABY CARRIER COVER**

(76) Inventor: **Tristen Moffett**, 560 3<sup>rd</sup> St., Hermosa Beach, CA (US) 90254

(\*\*) Term: **14 Years**

(21) Appl. No.: **29/347,165**

(22) Filed: **Oct. 9, 2009**

(51) **LOC (9) Cl.** ..... **06-01**

(52) **U.S. Cl.** ..... **D6/491**

(58) **Field of Classification Search** ..... D6/333,  
D6/335, 339, 491, 500-502, 596, 601; D12/129;  
D21/412, 419; 280/30, 31; 5/94, 98.1, 99.1,  
5/101, 102, 105, 655; 297/183.1, 183.2,  
297/183.3, 183.4, 184.13, 184.15, 184.17,  
297/250.1, 255, 256.1, 256.15, 256.16; 24/200,  
24/211; D24/204; 4/572.1

See application file for complete search history.

(56) **References Cited**

**U.S. PATENT DOCUMENTS**

1,732,878	A *	10/1929	Collender	296/77.1
4,583,779	A *	4/1986	Myers	297/184.13
D288,575	S *	3/1987	Donoho	D21/387
4,946,221	A *	8/1990	Livingston	297/184.13
4,997,231	A	3/1991	Smith	
5,074,616	A *	12/1991	Smith	297/184.13
5,309,586	A *	5/1994	Sies et al.	5/482
5,522,639	A	6/1996	Jaime	
5,549,354	A *	8/1996	Rosen	297/184.13
D383,625	S *	9/1997	Dillner	D6/491
D390,730	S *	2/1998	Gerhart et al.	D6/491
5,730,490	A *	3/1998	Mortenson	297/184.13
D395,372	S *	6/1998	Simpson	D6/611
D399,676	S	10/1998	Gerlach	
D404,597	S *	1/1999	Chavez et al.	D6/491
5,862,548	A *	1/1999	Gerhart	5/93.1
5,956,767	A *	9/1999	Imm	2/69.5
6,012,184	A *	1/2000	Childers	5/416
6,012,189	A *	1/2000	Dudley	5/655

6,012,756	A *	1/2000	Clark-Dickson	296/77.1
6,019,421	A *	2/2000	Roh	297/184.13
6,056,355	A	5/2000	Klassen	
D431,377	S	10/2000	Buggs	
D433,851	S *	11/2000	Roh	D6/491

(Continued)

*Primary Examiner*—Sandra Snapp

(74) *Attorney, Agent, or Firm*—Donald Grant Kelly

(57) **CLAIM**

The ornamental design for a baby carrier cover, as shown and described.

**DESCRIPTION**

FIG. 1 is a perspective view of a baby carrier cover showing my new design;

FIG. 2 is a top plan view thereof;

FIG. 3 is a bottom plan view thereof;

FIG. 4 is a front elevation and a mirror image of the rear elevation thereof;

FIG. 5 is a left side elevation view thereof;

FIG. 6 is a right side elevation view thereof; and,

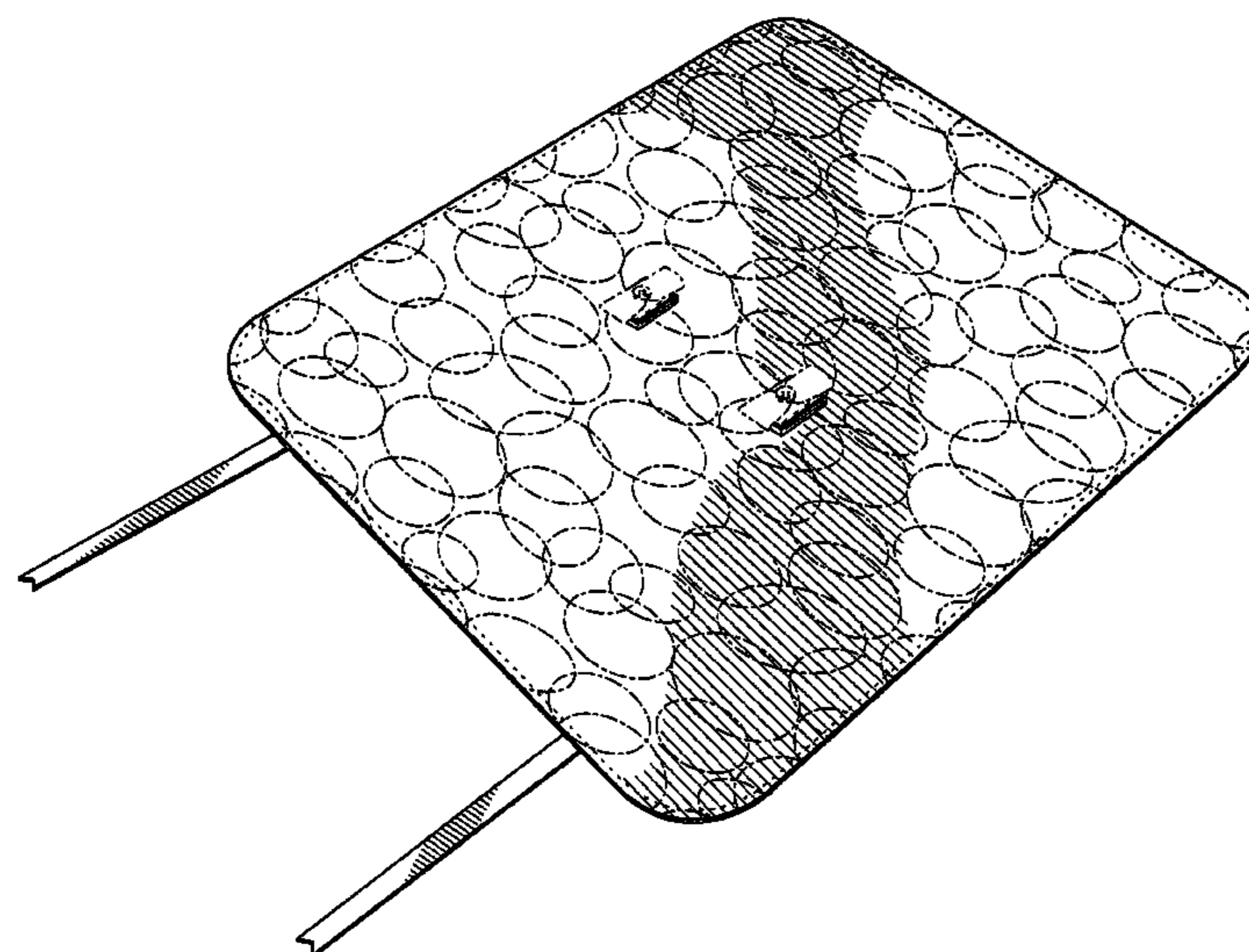
FIG. 7 is a perspective view thereof shown in use, with the dashed lines depicting the baby carrier and carrier handle representing environmental structure forming no part of the claimed design.

The Dot-dash lines depicting fabric patterns in FIGS. 1, 2, 3 and 7 are for illustrative purposes only and form no part of the claimed design.

The Dot-dot-dash lines depicting decorative details in FIGS. 1, 2 and 4-7 are for illustrative purposes only and form no part of the claimed design.

The Dotted lines shown along the baby carrier cover perimeter in FIGS. 1, 2, 3, & 7 are understood to represent conventional stitching.

**1 Claim, 5 Drawing Sheets**



# US D615,781 S

Page 2

---

## U.S. PATENT DOCUMENTS

D438,731 S *	3/2001	Brown et al. ....	D6/491	6,749,258 B1	6/2004	Leikin	
6,394,543 B1	5/2002	Dunne et al.		7,083,228 B1	8/2006	Al Sawan	
D462,182 S	9/2002	Brewer		D530,559 S	10/2006	Fails	
6,481,791 B1	11/2002	Facchini et al.		D546,108 S *	7/2007	Heiman-Philpott .....	D6/611
6,517,153 B1	2/2003	Brewer		D562,612 S *	2/2008	Simpson et al. ....	D6/611
D477,744 S	7/2003	Kelly		D601,845 S *	10/2009	Pierce .....	D6/611
				2006/0006711 A1	1/2006	Rich	

\* cited by examiner

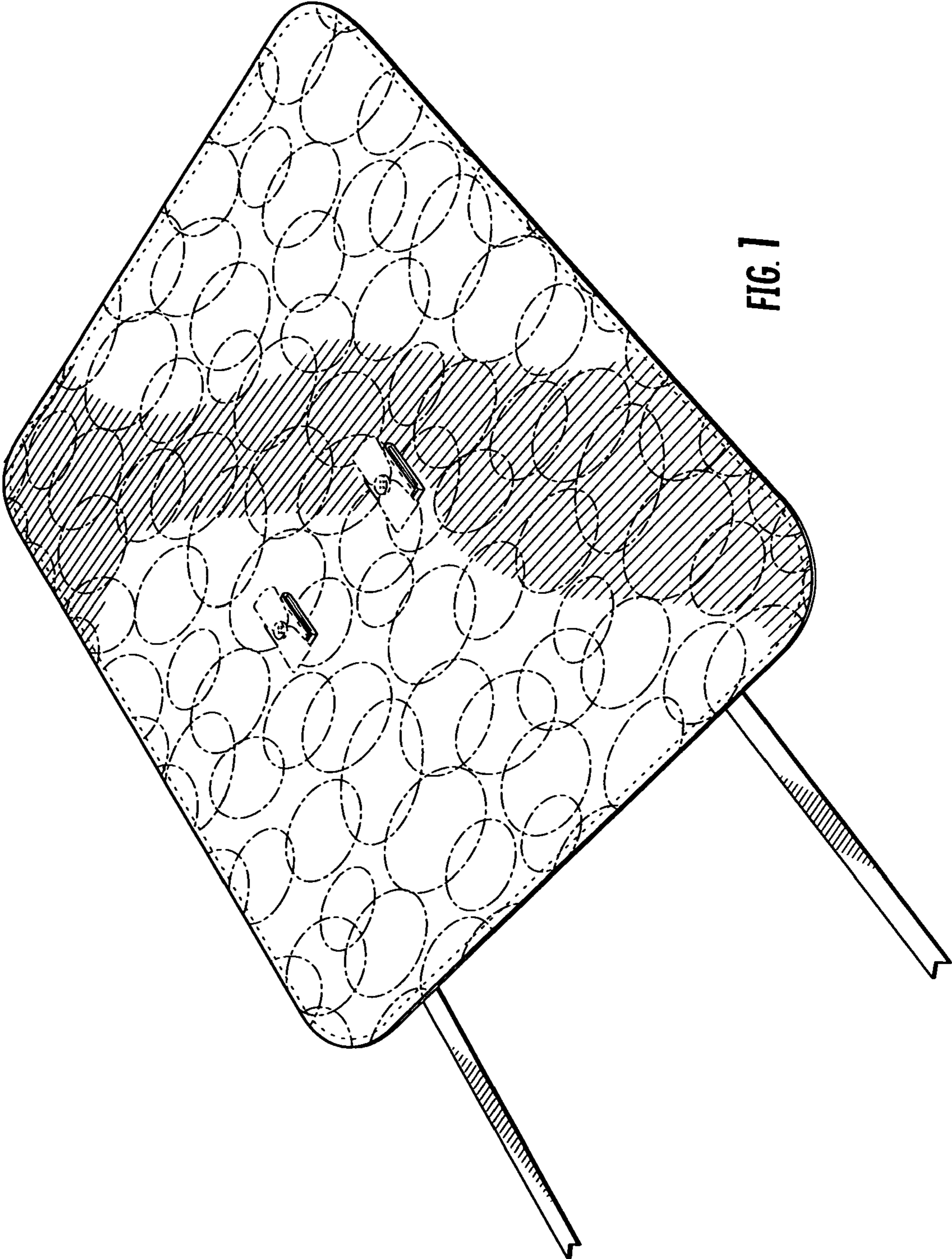


FIG. 1

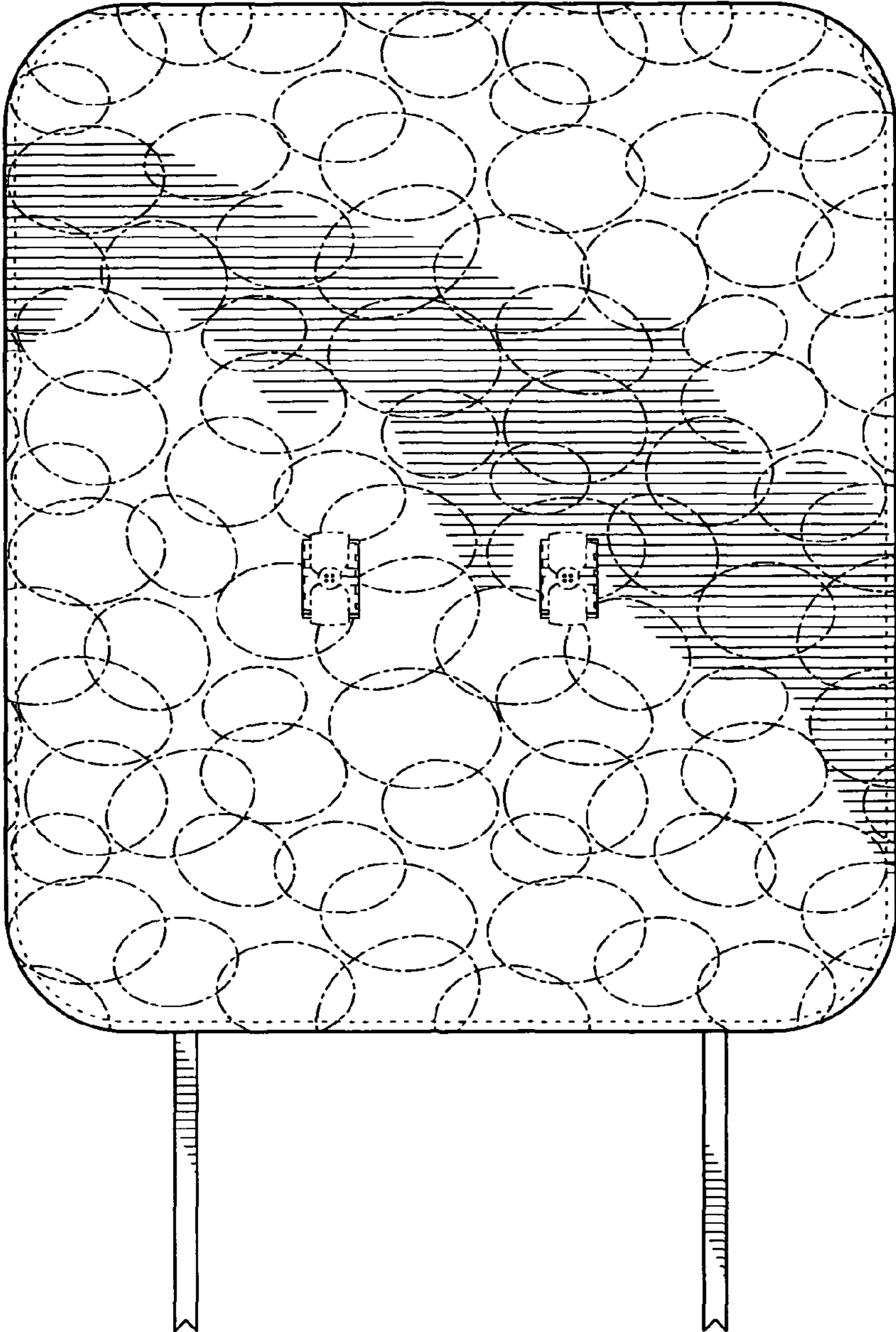


FIG. 2

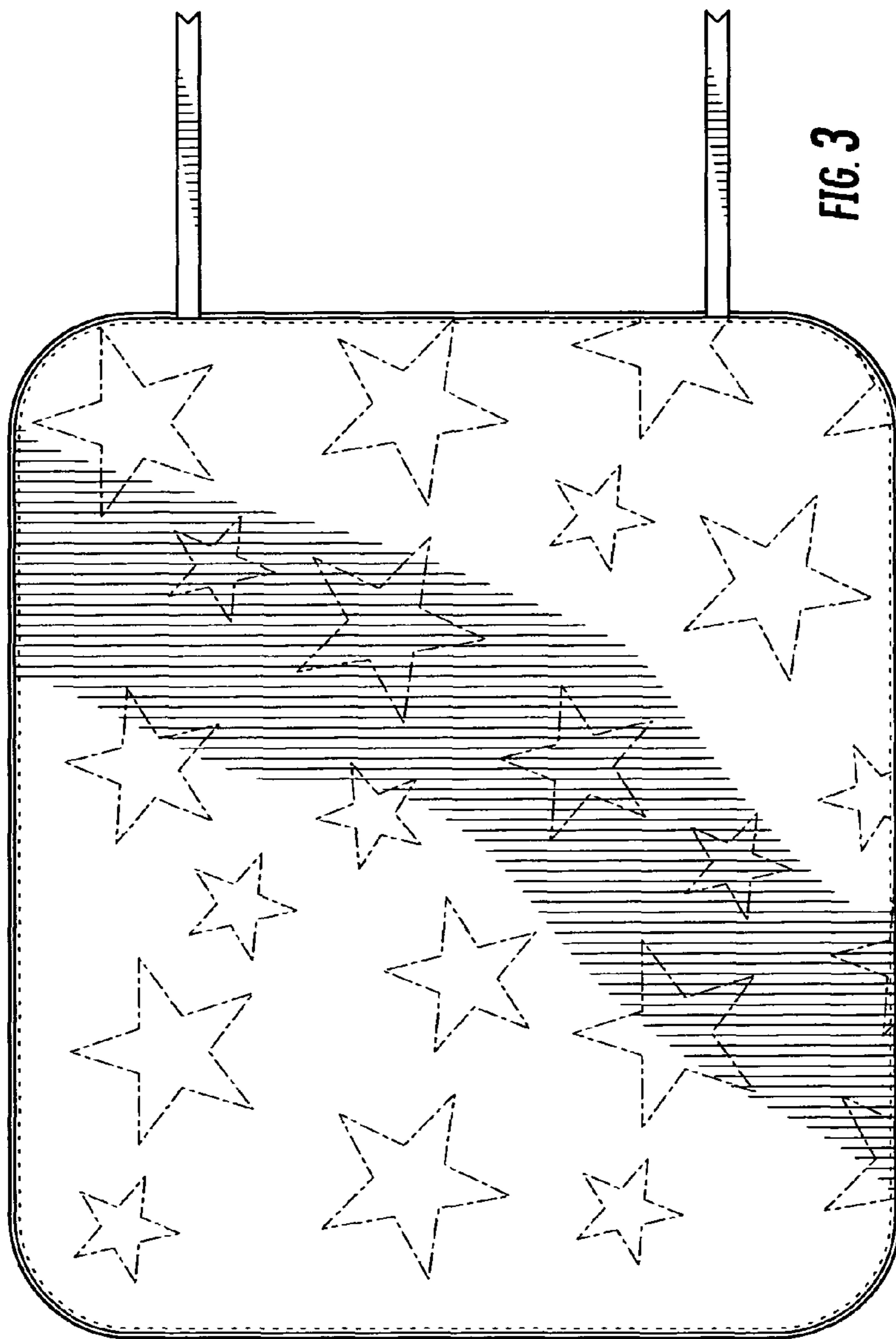


FIG. 3



FIG. 4



**FIG. 5**



**FIG. 6**

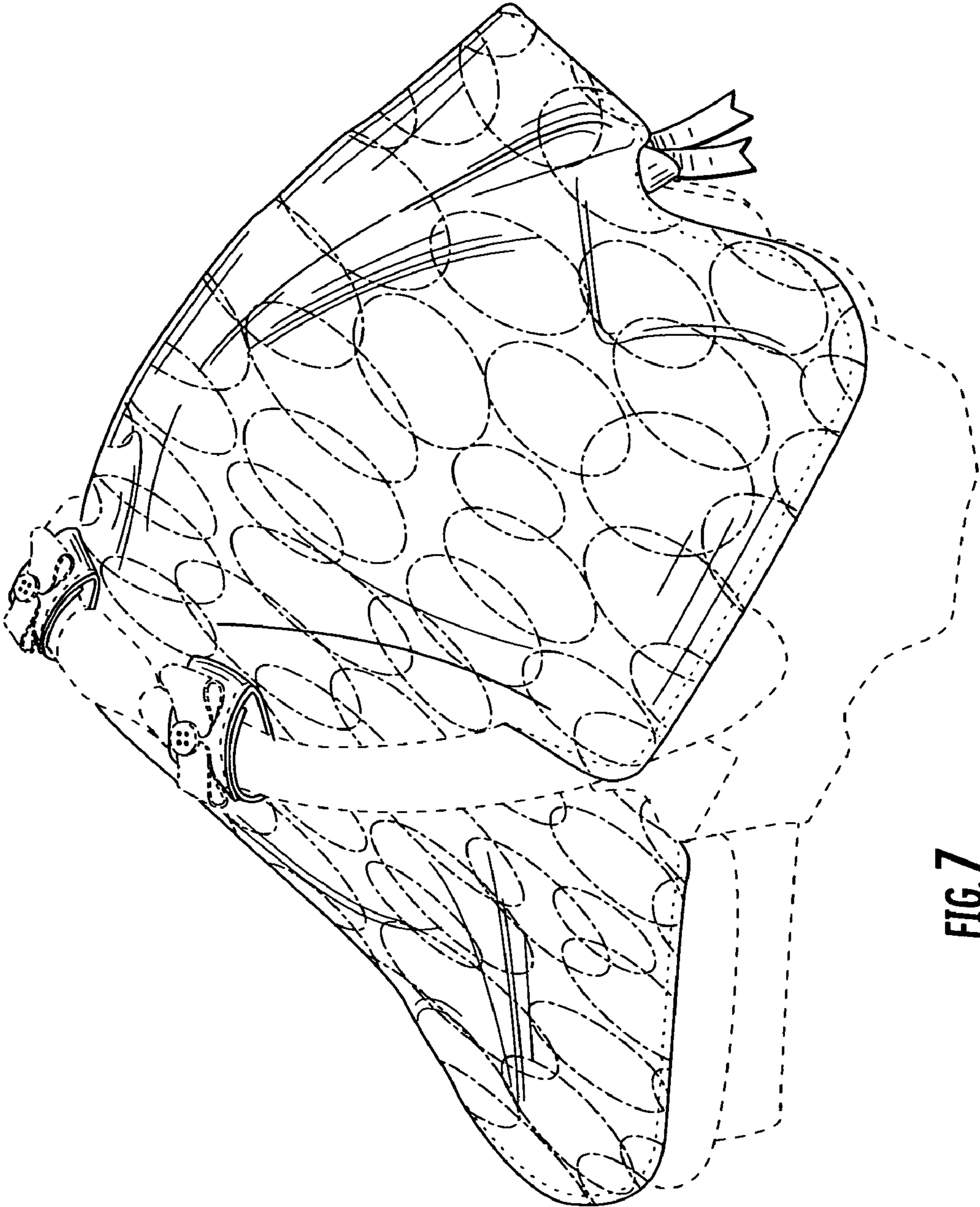


FIG. 7