



US00D615776S

(12) **United States Design Patent**
Bauchet

(10) **Patent No.:** **US D615,776 S**

(45) **Date of Patent:** **** May 18, 2010**

(54) **TV CABINET**

(75) Inventor: **Francois Bauchet**, Paris (FR)

(73) Assignee: **Cinna** (FR)

(**) Term: **14 Years**

(21) Appl. No.: **29/340,162**

(22) Filed: **Jul. 14, 2009**

(30) **Foreign Application Priority Data**

Jan. 16, 2009 (EP) DM/071 384

(51) **LOC (9) Cl.** **06-04**

(52) **U.S. Cl.** **D6/477**

(58) **Field of Classification Search** D6/474,
D6/476-479; 108/59, 91-92, 96; 211/40,
211/41.12, 42, 49.1, 50, 85.2, 90.04; 312/9.1-9.2,
312/9.46, 9.64; 206/307

See application file for complete search history.

(56) **References Cited**

U.S. PATENT DOCUMENTS

D499,274 S * 12/2004 Juneau et al. D6/436
D529,314 S * 10/2006 Tako D6/477
D534,379 S * 1/2007 Juneau D6/484
D542,059 S * 5/2007 Moyle et al. D6/479
D547,297 S * 7/2007 Nakamura D14/168

D548,486 S * 8/2007 Niitsu D6/466
D559,584 S * 1/2008 Zambelli D6/436
D559,585 S * 1/2008 Lara D6/436
7,337,732 B2 * 3/2008 Becker et al. 108/193
D589,280 S * 3/2009 Zambelli D6/477

* cited by examiner

Primary Examiner—Elizabeth A Albert

Assistant Examiner—Kelley A Donnelly

(74) *Attorney, Agent, or Firm*—Cantor Colburn LLP

(57) **CLAIM**

I claim, the ornamental design for a TV cabinet, as shown and described.

DESCRIPTION

FIG. 1 is a front perspective view of a TV cabinet, showing my new design;

FIG. 2 is a rear perspective view thereof;

FIG. 3 is a front view thereof;

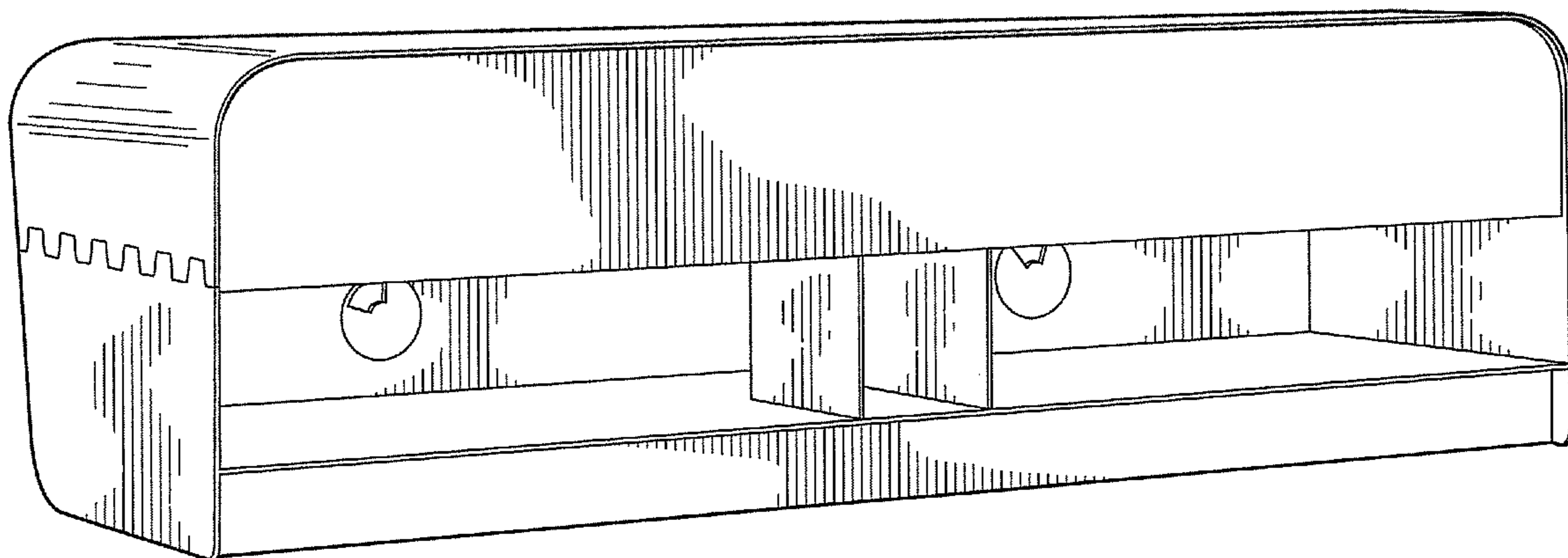
FIG. 4 is a side view thereof taken from the right of FIG. 3;

FIG. 5 is an opposite side view thereof taken from the left of FIG. 3;

FIG. 6 is a rear view thereof; and,

FIG. 7 is a top plan view thereof.

1 Claim, 7 Drawing Sheets



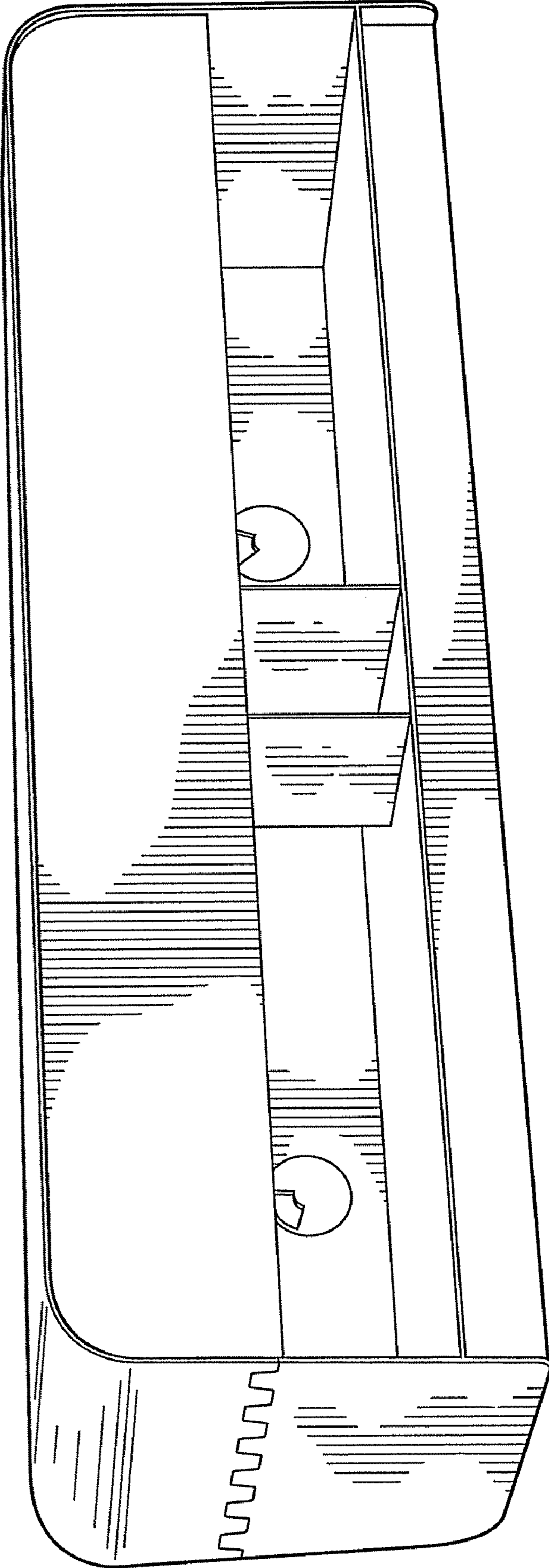


FIG. 1

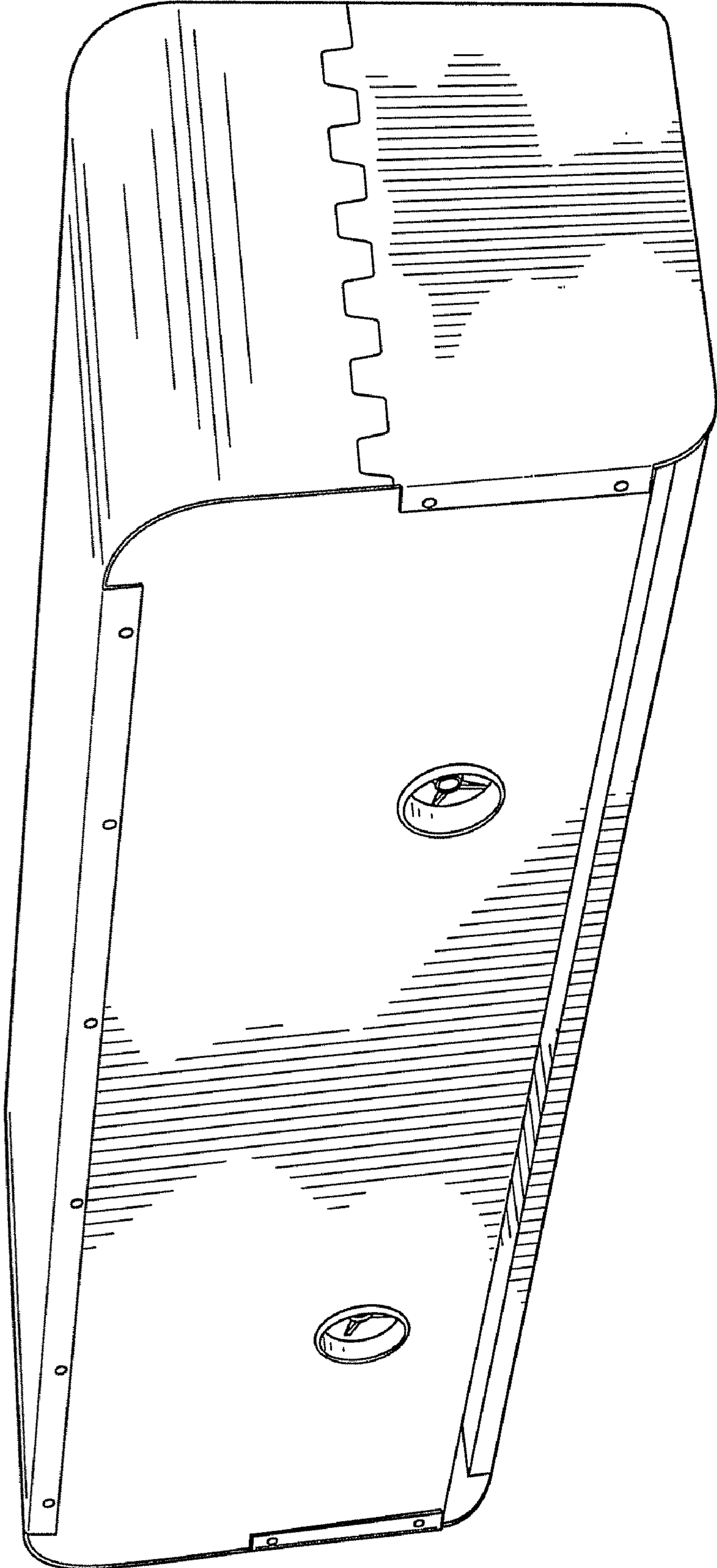


FIG. 2

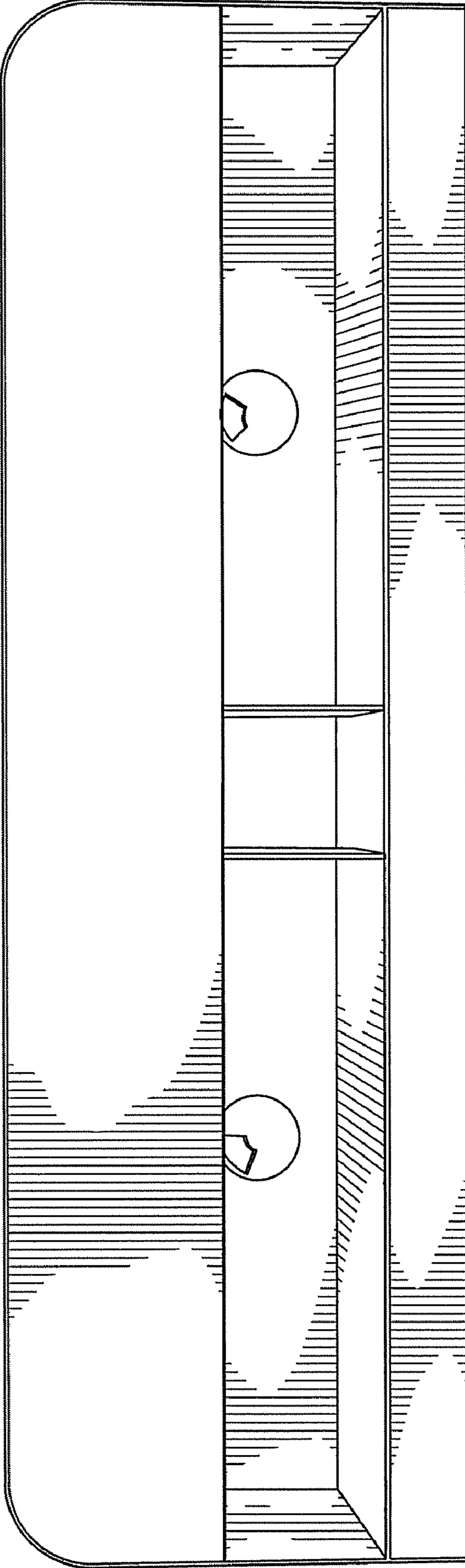


FIG. 3



FIG. 4

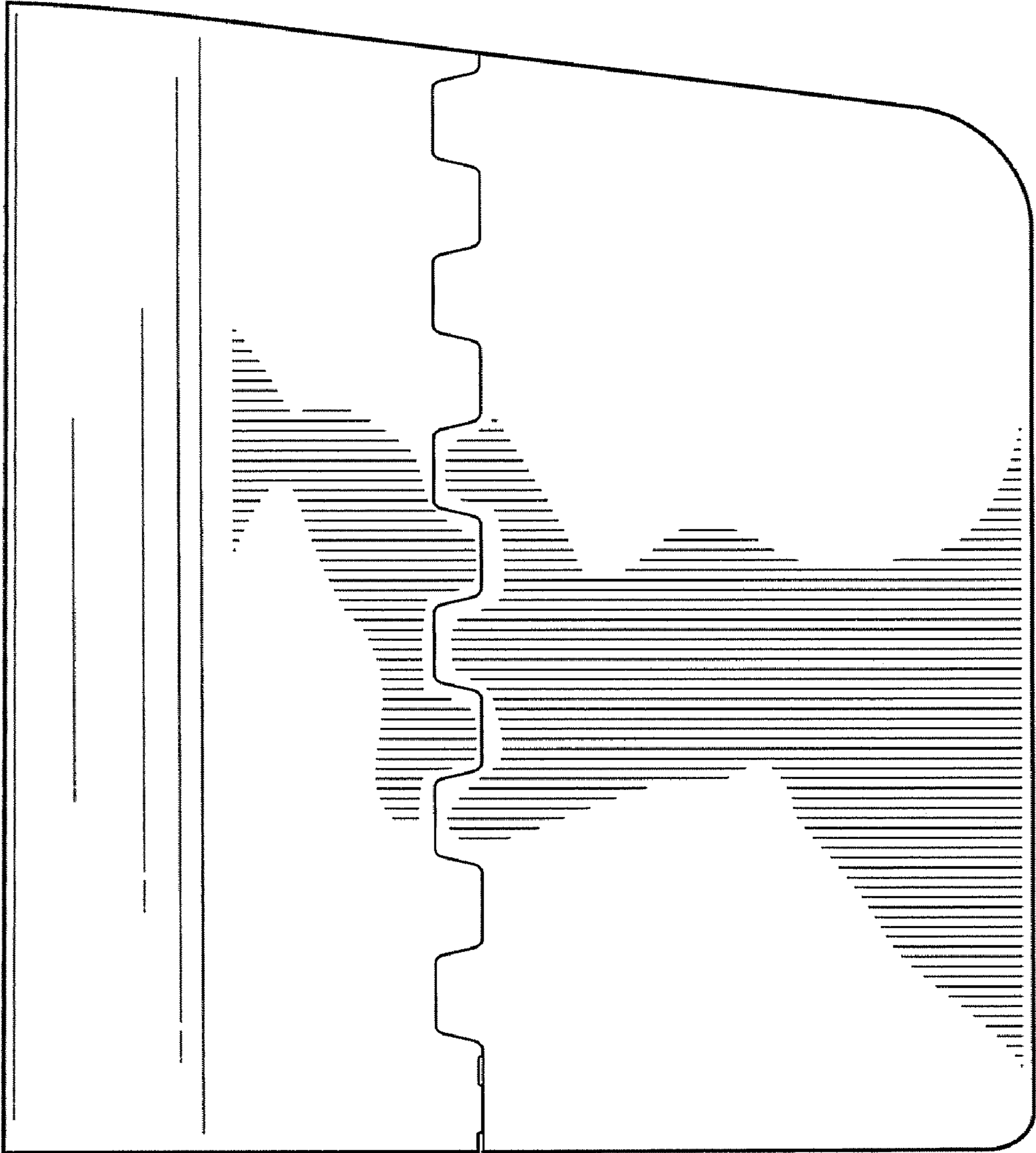


FIG. 5

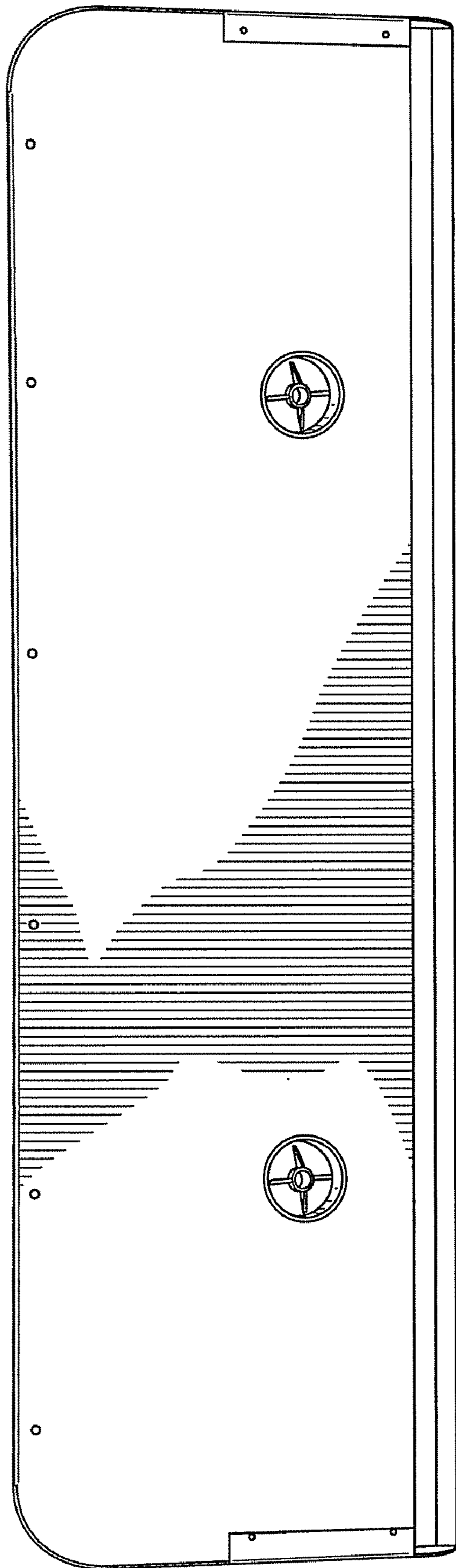


FIG. 6




FIG. 7