

US00D615773S

(12) **United States Design Patent**
Fojtasek

(10) **Patent No.:** **US D615,773 S**
(45) **Date of Patent:** **** May 18, 2010**

(54) **INFANT DRESSING TRAY**

(76) **Inventor:** **Michelle Fojtasek**, 300 Crescent Ct.,
Suite 850, Dallas, TX (US) 75201

(**) **Term:** **14 Years**

(21) **Appl. No.:** **29/336,438**

(22) **Filed:** **May 4, 2009**

Related U.S. Application Data

(62) Division of application No. 29/289,240, filed on Jul. 12, 2007, now Pat. No. Des. 591,534.

(51) **LOC (9) Cl.** **06-04**

(52) **U.S. Cl.** **D6/467**

(58) **Field of Classification Search** D3/201,
D3/304; D6/467, 300–314; 40/700, 711,
40/720, 722–725, 735, 765; D20/10, 40;
D19/52

See application file for complete search history.

(56) **References Cited**

U.S. PATENT DOCUMENTS

2,501,379	A	3/1950	Cranston	
D274,589	S	7/1984	Christensen	
4,648,524	A	3/1987	Ackermann	
D304,842	S	* 11/1989	Barone et al.	D19/75
D308,699	S	* 6/1990	Ancona et al.	D19/75
D328,099	S	* 7/1992	Williams	D19/75
D363,856	S	* 11/1995	Westbrooks, Jr.	D7/553.2
D414,808	S	* 10/1999	Hunt	D19/75
D419,772	S	2/2000	Williams	
D433,568	S	* 11/2000	Willison	D3/310
D439,113	S	* 3/2001	Claffy et al.	D7/553.1
D458,037	S	6/2002	Ueno	
D458,038	S	6/2002	Ueno	

D461,318	S	8/2002	Ueno	
D472,711	S	* 4/2003	Chen	D3/313
D512,836	S	* 12/2005	Marnell, II	D3/313
D537,633	S	* 3/2007	Marnell, II	D3/313
D538,537	S	* 3/2007	Osborn	D3/313
D555,938	S	* 11/2007	Brisco	D6/476
D585,683	S	* 2/2009	Nielsen	D6/510
D595,959	S	* 7/2009	Wade et al.	D3/319
2003/0006156	A1	* 1/2003	McCracken et al.	206/373

* cited by examiner

Primary Examiner—Elizabeth A Albert

Assistant Examiner—Kelley A Donnelly

(74) *Attorney, Agent, or Firm*—Gardere Wynne Sewell LLP

(57) **CLAIM**

The ornamental design for an infant dressing tray, as shown and described.

DESCRIPTION

FIG. 1 is a top plan view of an infant dressing tray in accordance with my invention;

FIG. 2 a right side elevation of the infant dressing tray shown in FIG. 1;

FIG. 3 is a left side elevation of the infant dressing tray shown in FIG. 1;


FIG. 4 is an end view of the infant dressing tray shown in FIG. 1;

FIG. 5 is an opposite end view of the infant dressing tray shown in FIG. 1; and,

FIG. 6 is a bottom plan view of the infant dressing tray shown in FIG. 1.

The broken lines are for environmental purposes only and form no part of the claimed design.

1 Claim, 3 Drawing Sheets






FIG. 1




FIG. 2




FIG. 3




FIG. 4



FIG. 5




FIG. 6