



US00D615756S

(12) **United States Design Patent**
Traiger

(10) **Patent No.:** **US D615,756 S**

(45) **Date of Patent:** **** May 18, 2010**

(54) **CINCH BAG**

(76) Inventor: **Alan L. Traiger**, 3 Nottingham Rd.,
Livingston, NJ (US) 07039

(**) Term: **14 Years**

(21) Appl. No.: **29/345,800**

(22) Filed: **Oct. 22, 2009**

(51) **LOC (9) Cl.** **03-01**

(52) **U.S. Cl.** **D3/244**

(58) **Field of Classification Search** D3/232-233,
D3/240-246, 318, 324; 150/100, 103-110,
150/113-114, 118-119

See application file for complete search history.

(56) **References Cited**

U.S. PATENT DOCUMENTS

D231,590 S	5/1974	McKinney	
D289,226 S	4/1987	Zisholtz	
D365,443 S	12/1995	Wu	
D394,348 S	5/1998	Aliff	
D406,461 S	3/1999	Aliff	
5,988,879 A *	11/1999	Bredderman et al. 383/13
D448,927 S	10/2001	Vazquez	
D468,906 S	1/2003	Rugg	
D469,608 S	2/2003	Nevins	
D471,708 S	3/2003	Rugg	

D534,347 S	1/2007	Prentice	
D539,034 S	3/2007	Friedman	
D547,948 S	8/2007	Friedman	
D555,431 S *	11/2007	Gostt et al. D7/607
D555,981 S *	11/2007	Gostt et al. D7/607

* cited by examiner

Primary Examiner—Holly H Baynham

(74) *Attorney, Agent, or Firm*—Weitzman Law Offices, LLC

(57) **CLAIM**

The ornamental design for a cinch bag, as shown and described.

DESCRIPTION

FIG. 1 is a front perspective view of the new ornamental cinch bag shown in an unopened configuration;

FIG. 2 is a front view thereof;

FIG. 3 is a rear view thereof;

FIG. 4 is a right side view thereof;

FIG. 5 is a left side view thereof;

FIG. 6 is a bottom view thereof;

FIG. 7 is a top view thereof; and,

FIG. 8 is a front perspective view of the new ornamental cinch bag shown in an opened configuration.

1 Claim, 6 Drawing Sheets

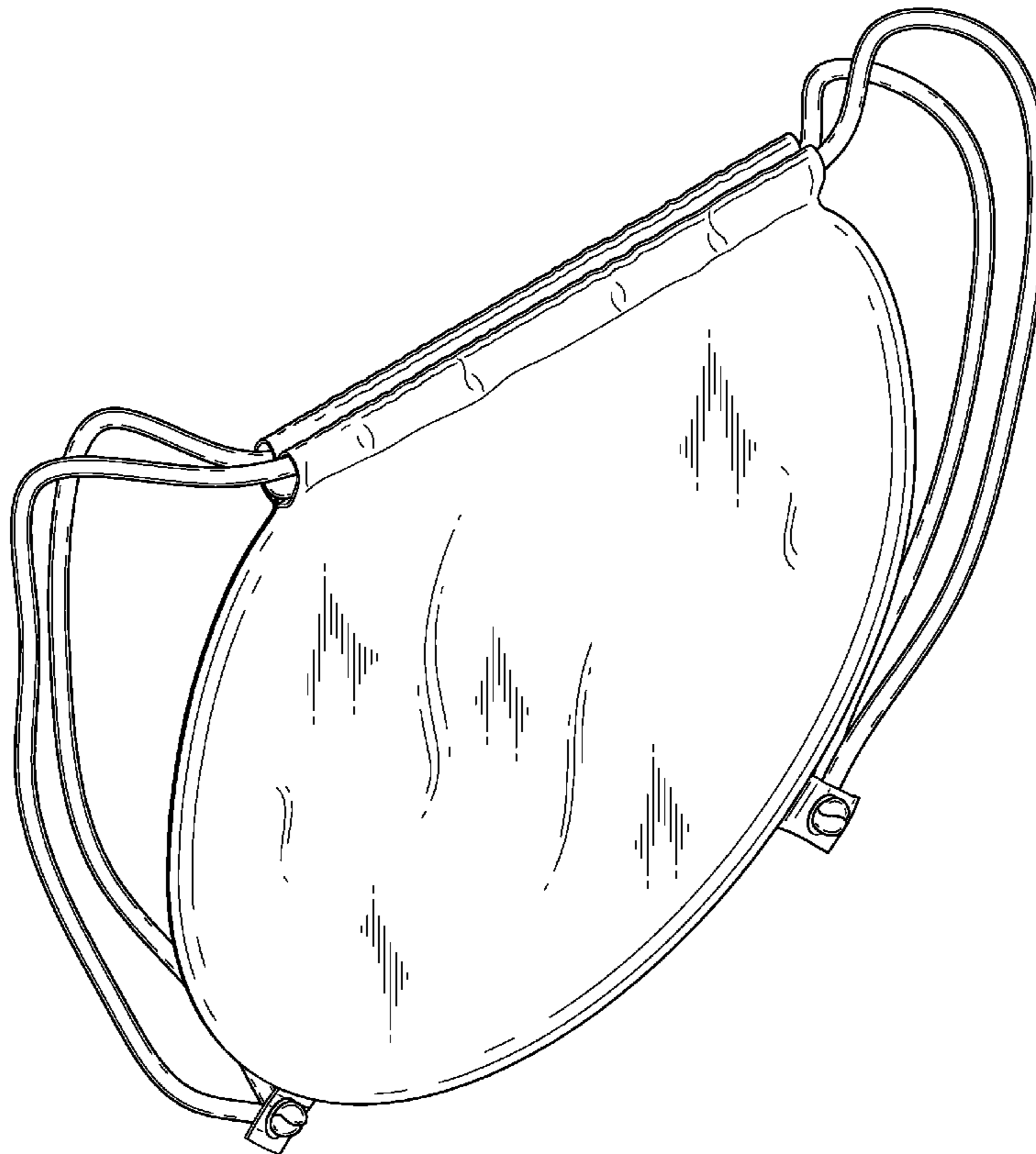


FIG. 1

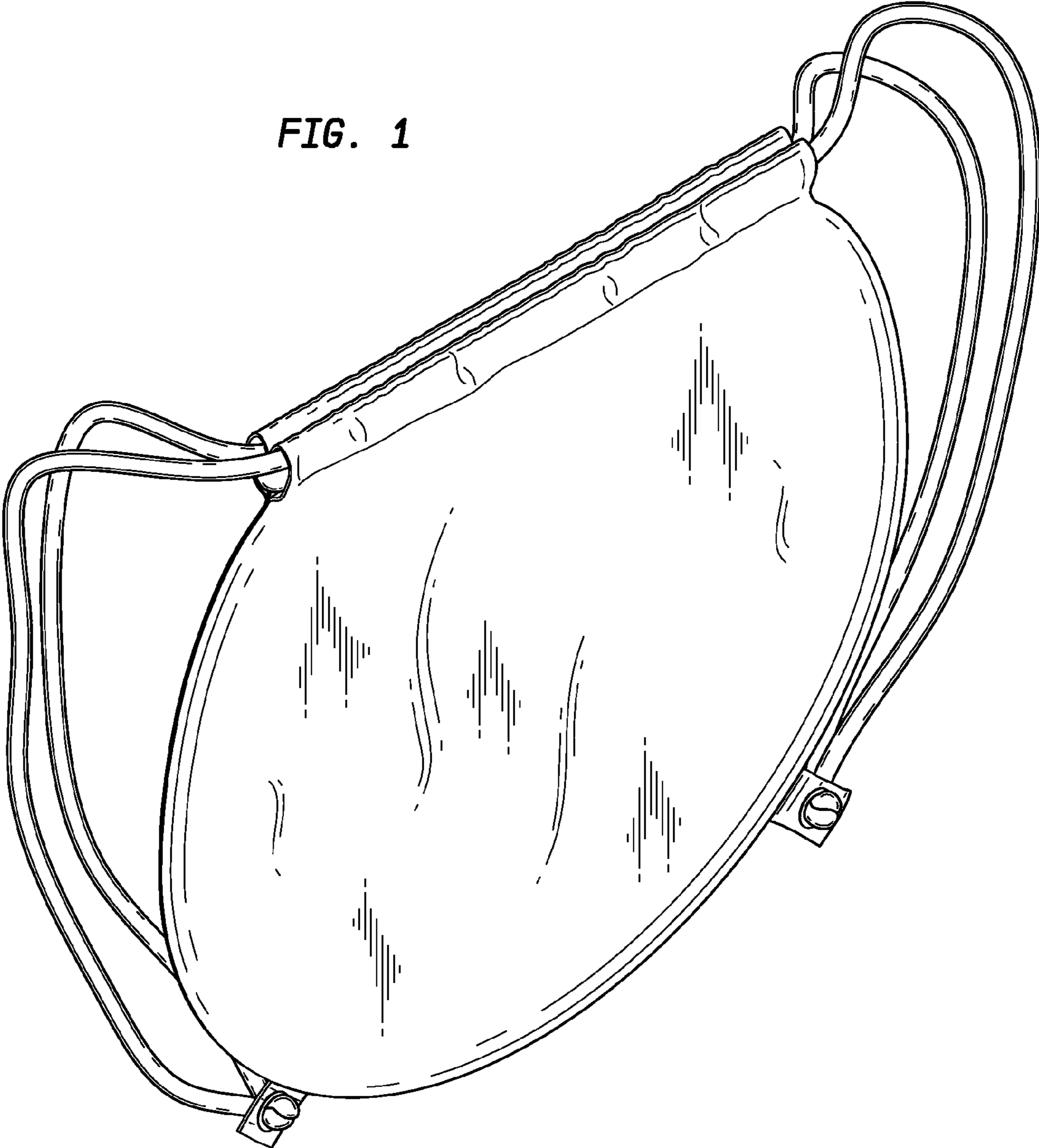


FIG. 2

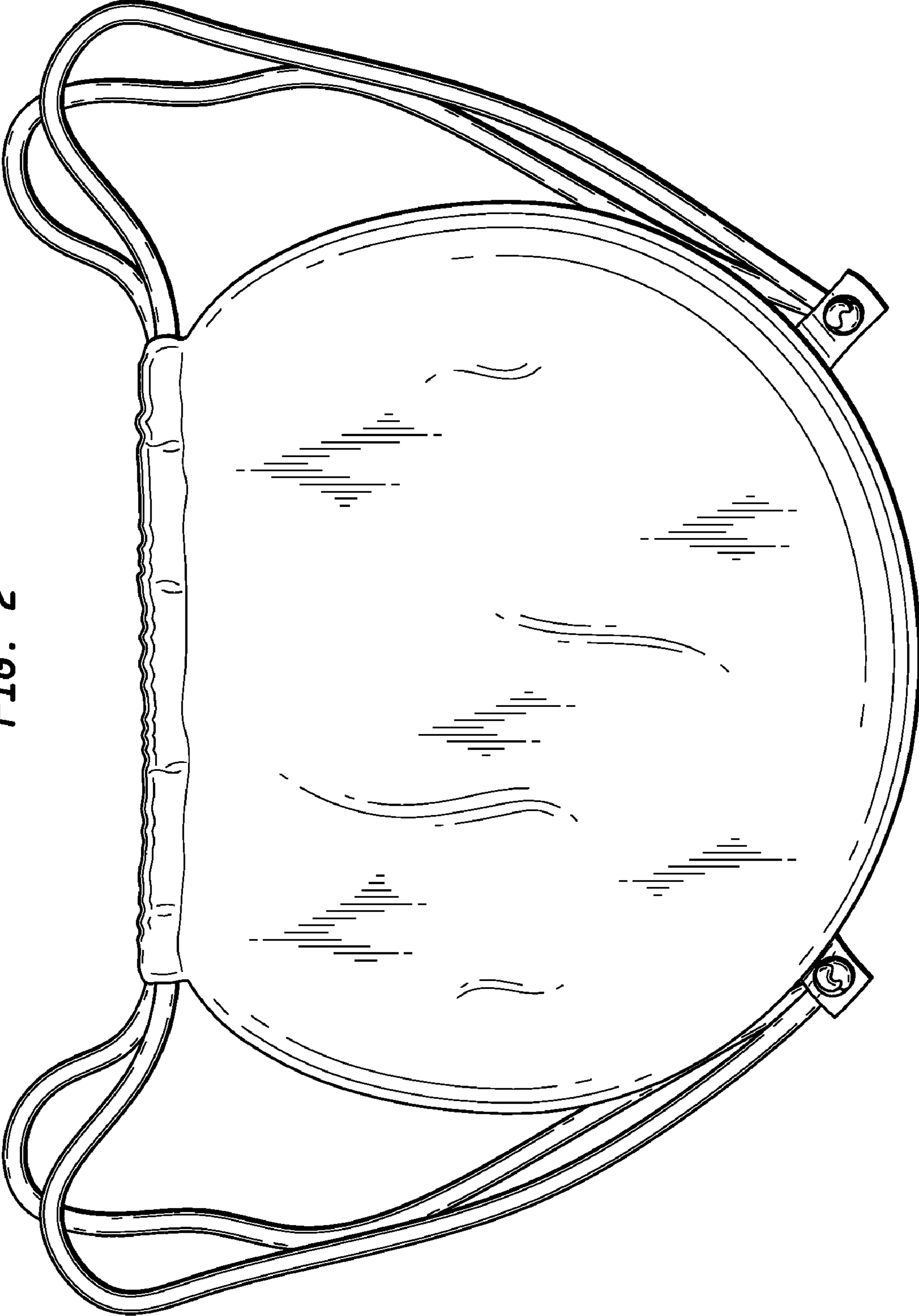


FIG. 3

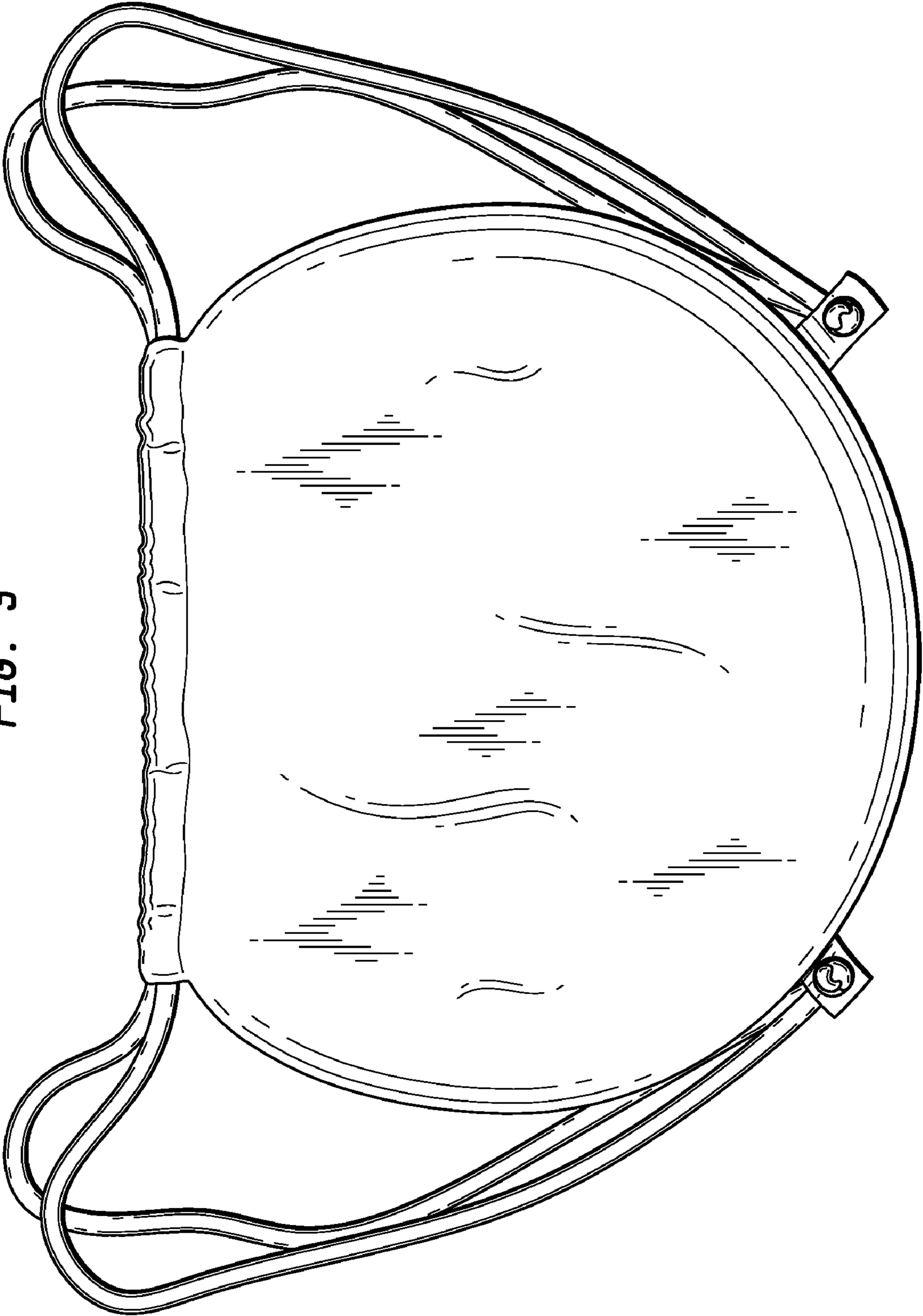


FIG. 4

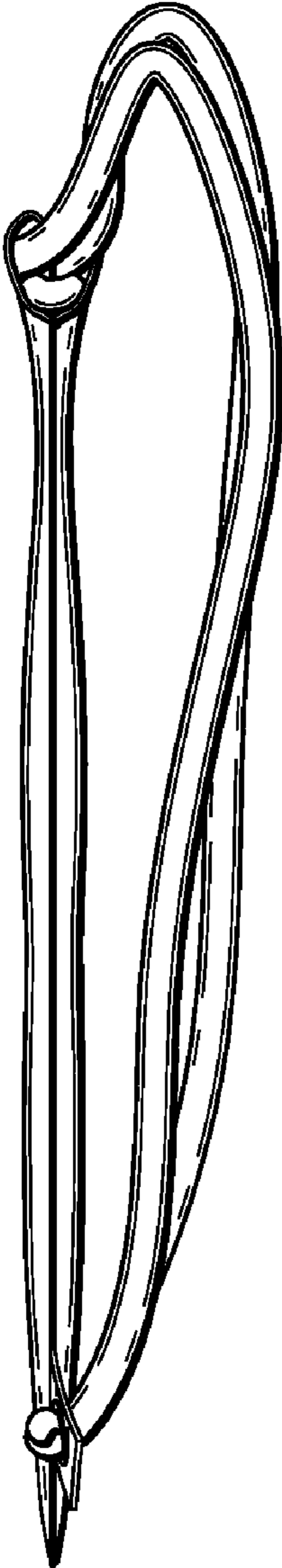


FIG. 5

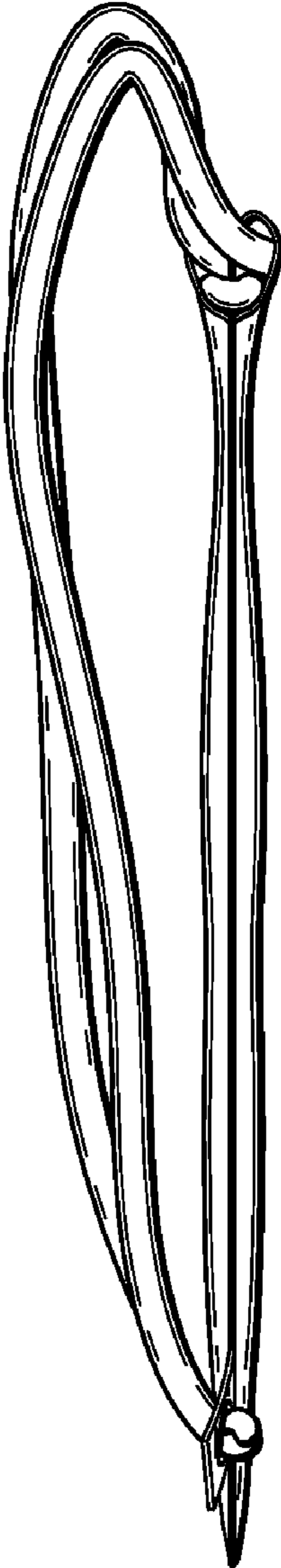


FIG. 6




FIG. 7




FIG. 8

