



US00D615745S

(12) **United States Design Patent**
Guers-Neyraud

(10) **Patent No.:** **US D615,745 S**

(45) **Date of Patent:** **** May 18, 2010**

(54) **FOOTWEAR**

(75) Inventor: **Elisabeth Guers-Neyraud**, Paris (FR)

(73) Assignee: **J. Choo Limited**, London (GB)

(**) Term: **14 Years**

(21) Appl. No.: **29/314,034**

(22) Filed: **Feb. 27, 2009**

(30) **Foreign Application Priority Data**

Sep. 5, 2008 (EM) 001000186-0002

(51) **LOC (9) Cl.** **02-99**

(52) **U.S. Cl.** **D2/971**

(58) **Field of Classification Search** D2/896,
D2/916-918, 925-942, 946, 969, 971; 36/1,
36/83, 8.3, 45-58, 11.5; D5/47, 56
See application file for complete search history.

(56) **References Cited**

U.S. PATENT DOCUMENTS

- D25,493 S * 5/1896 Pepper et al. D5/47
- 658,293 A * 9/1900 Stevenson D5/47
- D38,319 S * 11/1906 French D5/47
- D91,531 S * 2/1934 Morali D2/930
- D92,064 S 4/1934 De Liso
- D95,870 S * 6/1935 Sofransky D2/941
- D97,210 S * 10/1935 Shapiro D2/933
- D97,667 S * 12/1935 Buraglia D2/934
- D98,357 S * 1/1936 Liberty D2/934
- D99,037 S * 3/1936 Liberty D2/934
- D99,113 S * 3/1936 Cohen D2/934
- D99,809 S * 5/1936 Hyatt D2/934
- D102,603 S 1/1937 Carrabba
- D107,427 S 12/1937 Kalmon
- D129,920 S * 10/1941 Gross D2/926

- D131,170 S * 1/1942 Wolock D2/932
- D539,522 S 4/2007 Lawler
- D582,147 S * 12/2008 Weitzman D2/971
- D584,503 S * 1/2009 Guers-Neyraud D2/971
- D589,696 S * 4/2009 Guers-Neyraud D2/971
- D592,385 S 5/2009 Guers-Neyraud
- D599,540 S * 9/2009 Issler D2/971

OTHER PUBLICATIONS

U.S. Appl. No. 29/314,088, filed Mar. 2, 2009; first-named inventor of Elisabeth Guers-Neyraud.

U.S. Appl. No. 29/313,242, filed Dec. 17, 2008; first-named inventor of Elisabeth Guers-Neyraud.

Photograph of Embroidery Sample.

* cited by examiner

Primary Examiner—Dominic Simone

(74) *Attorney, Agent, or Firm*—Fross Zelnick Lehrman & Zissu, P.C.; Lawrence E. Apolzon, Esq.

(57) **CLAIM**

The ornamental design for footwear, as shown and described.

DESCRIPTION

FIG. 1 is a front perspective view of a shoe showing my footwear design;

FIG. 2 is a left side view of the footwear shown in FIG. 1;

FIG. 3 is a right side view of the footwear shown in FIG. 1;

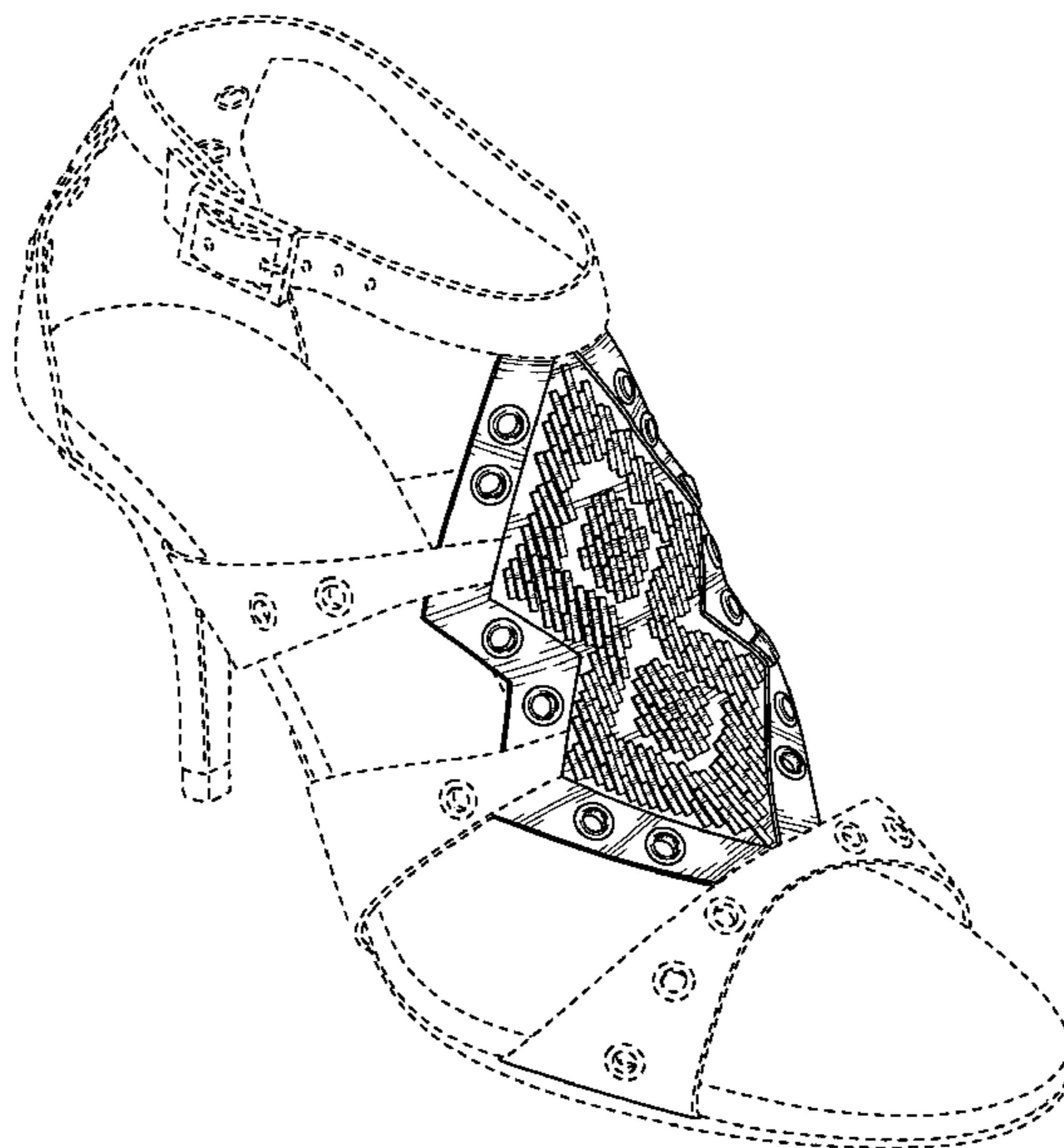
FIG. 4 is a front view of the footwear shown in FIG. 1;

FIG. 5 is a rear view of the footwear shown in FIG. 1; and,

FIG. 6 is a top view of the footwear shown in FIG. 1.

The broken line showing of the sole, heel, heel cap, buckle, buckle holes, portions of the straps, rear portion of the shoe, front portion of the shoe, footbed, is for illustrative purposes only and forms no part of the claimed design.

1 Claim, 6 Drawing Sheets



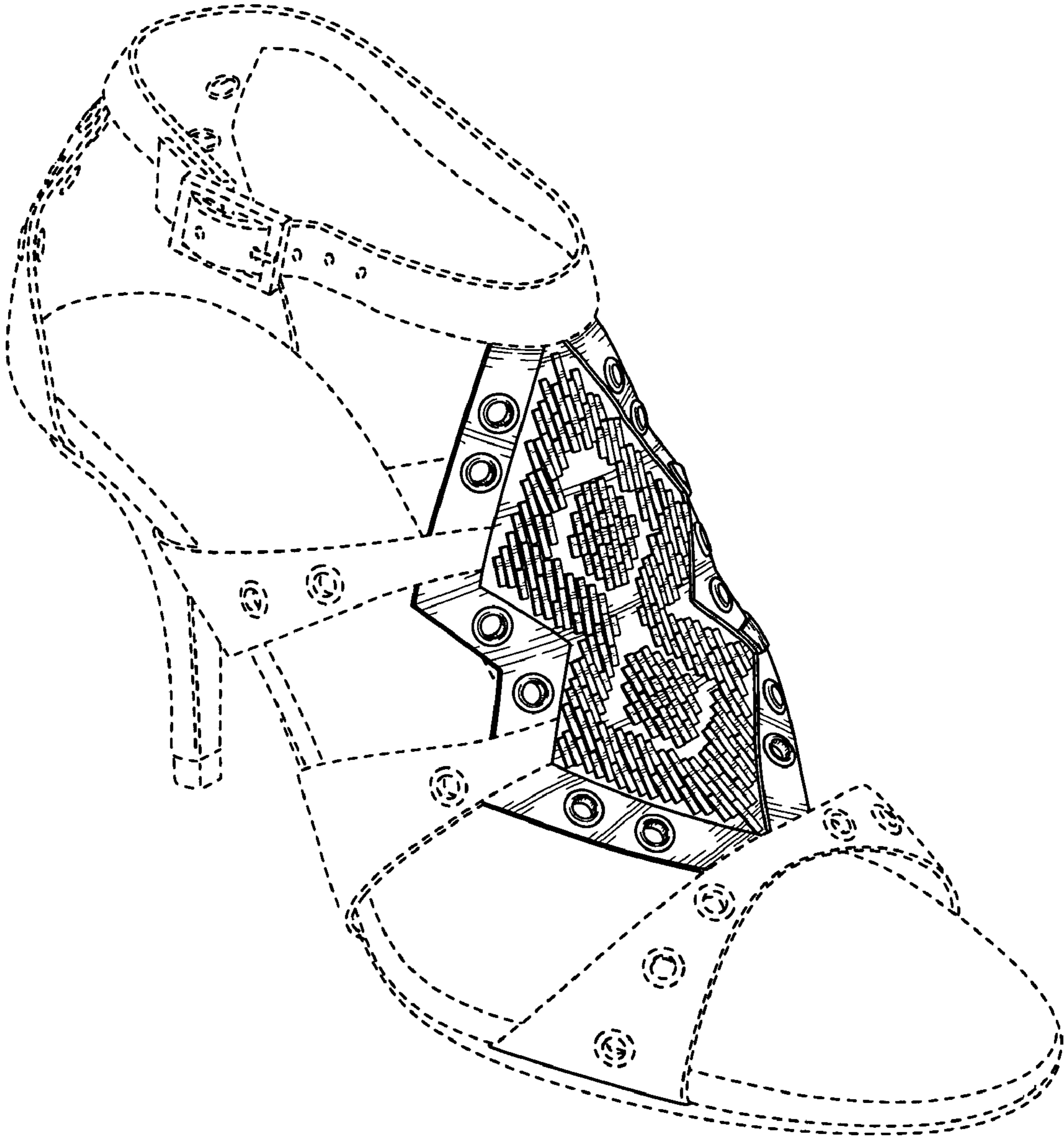


FIG. 1

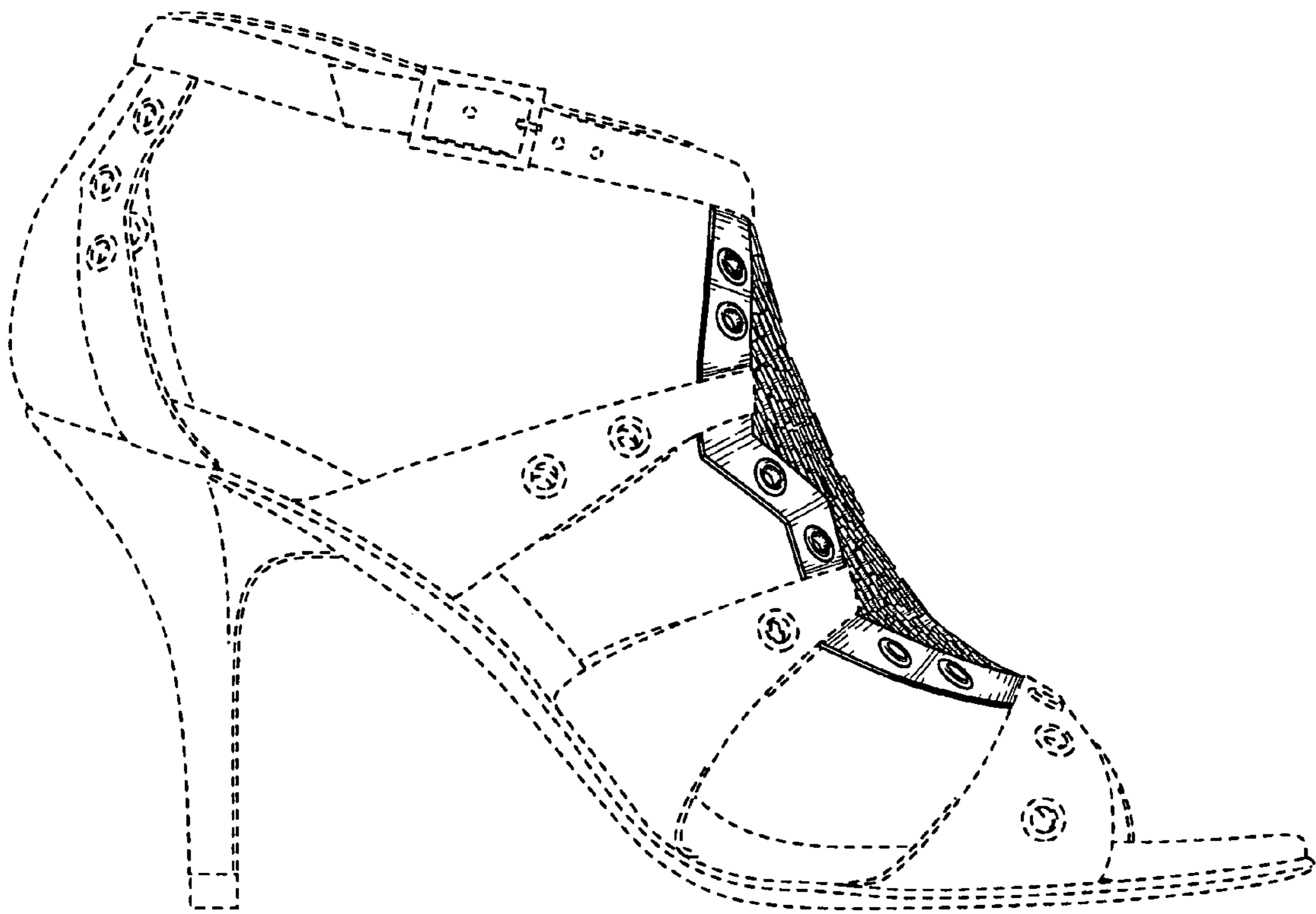


FIG. 2

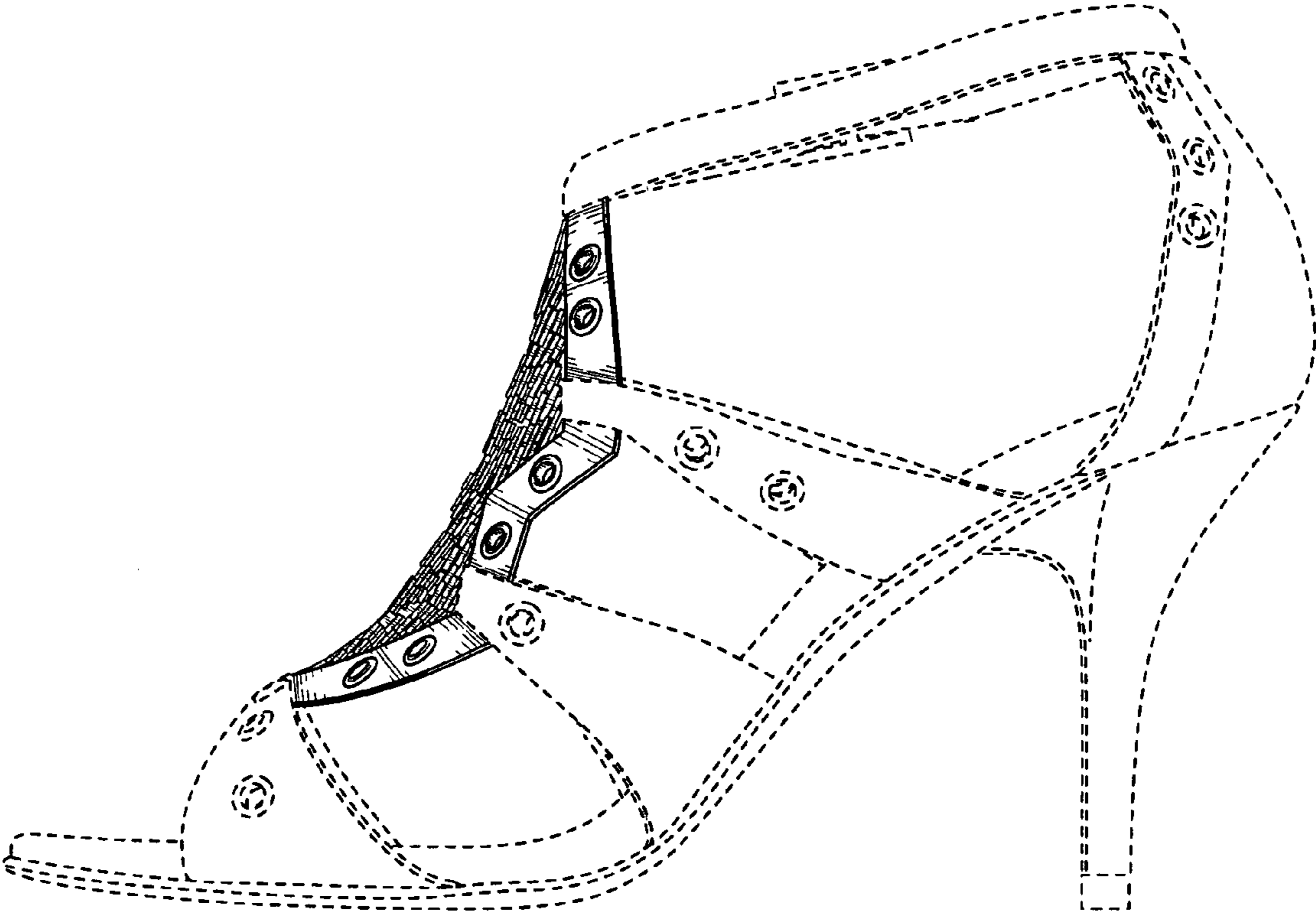


FIG. 3

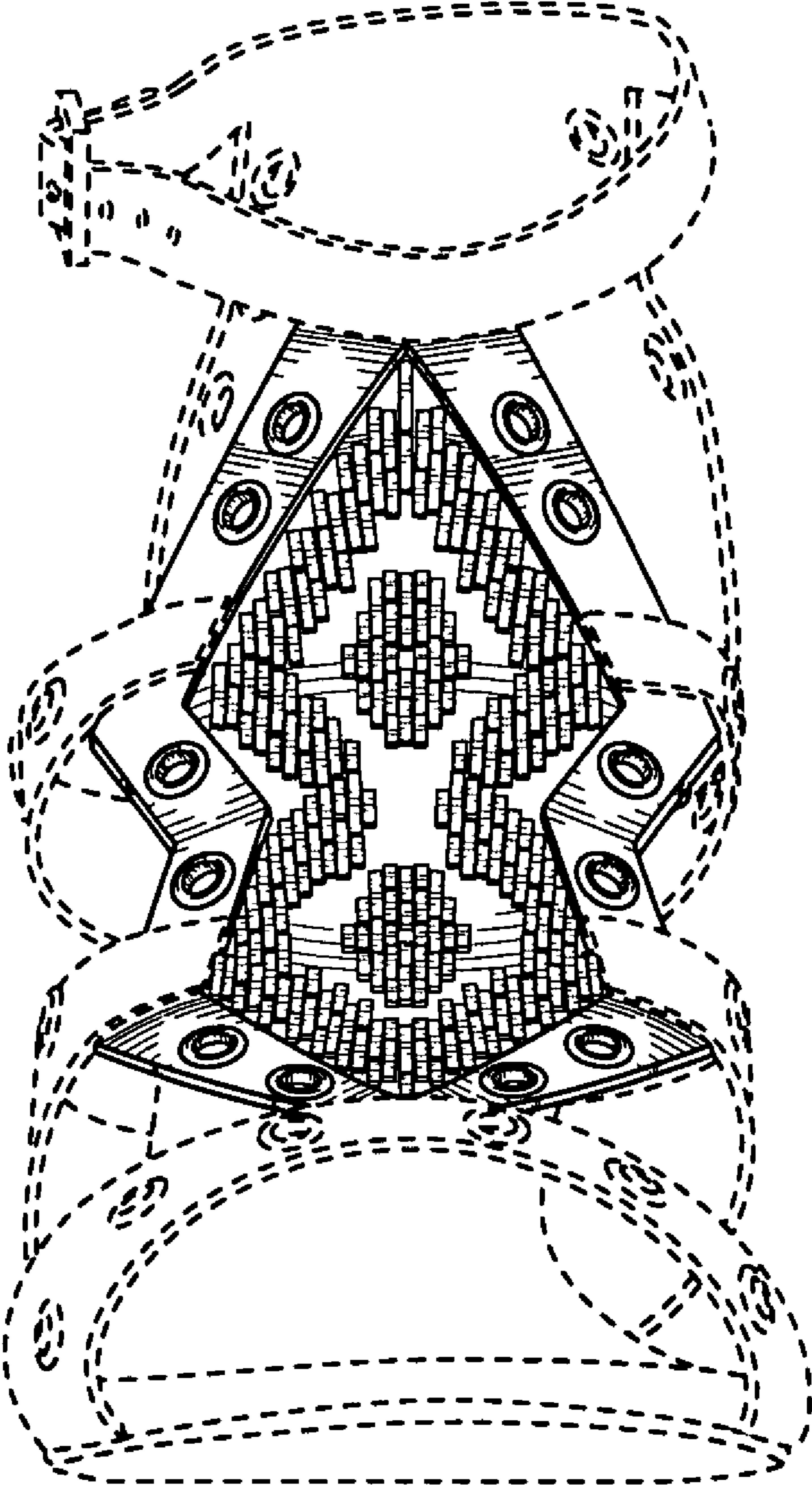


FIG. 4

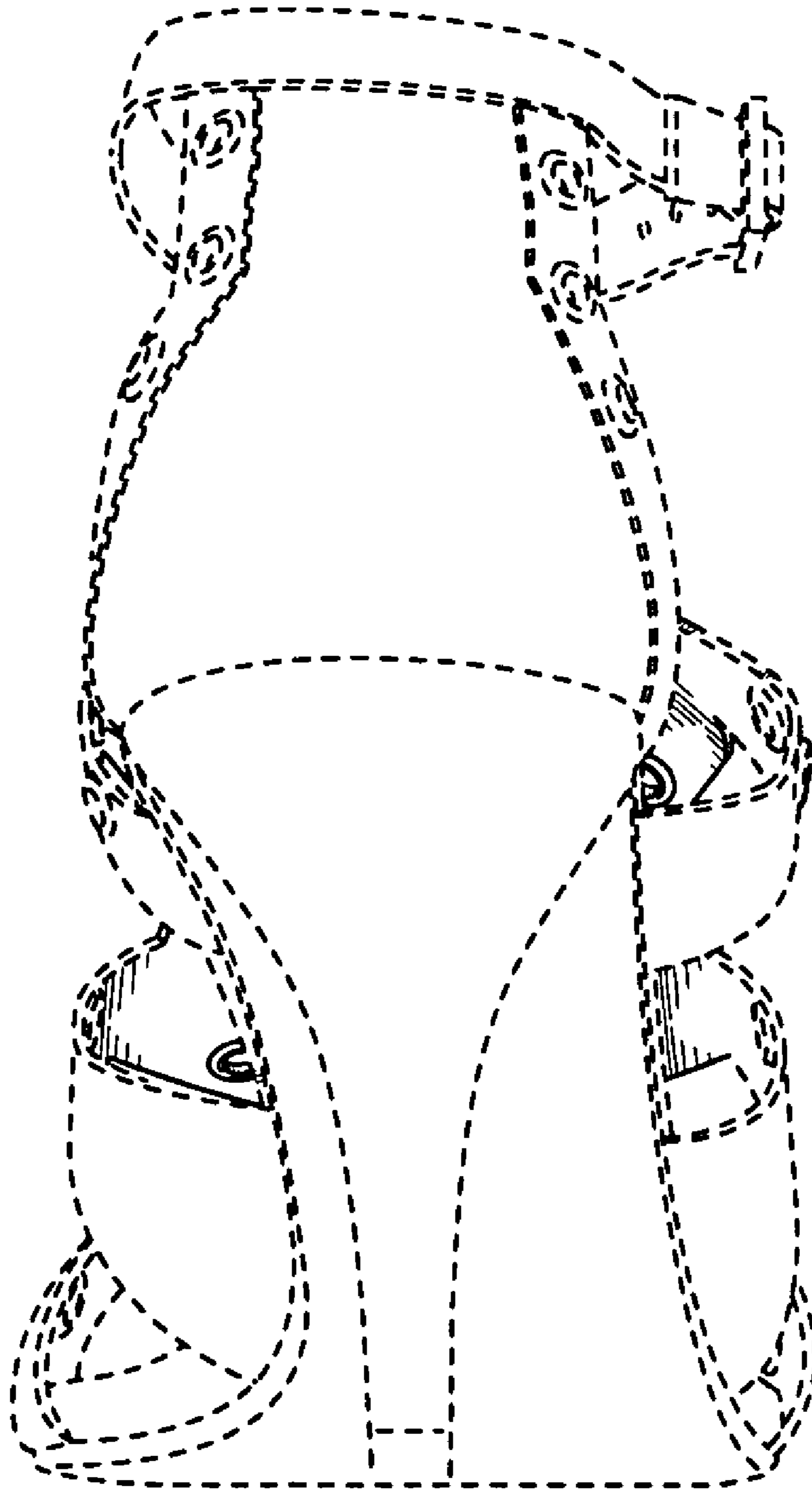


FIG. 5

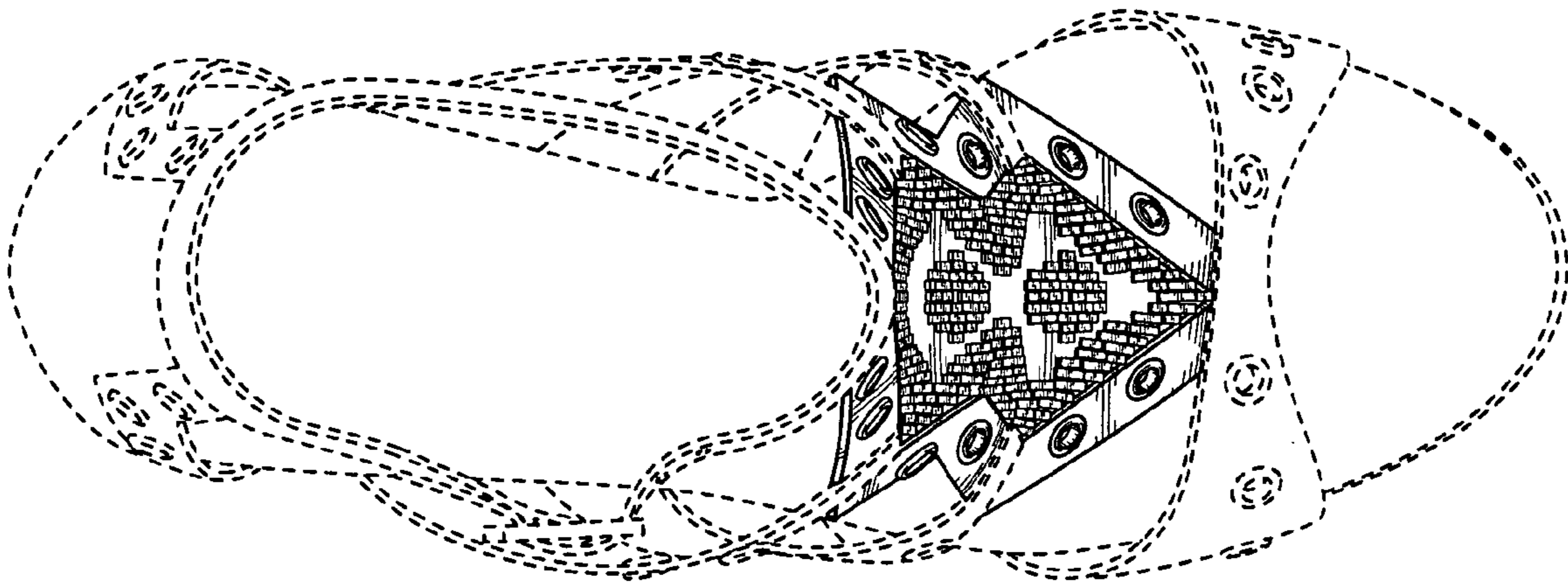


FIG. 6