



US00D615740S

(12) **United States Design Patent**
Banik et al.

(10) **Patent No.:** **US D615,740 S**
(45) **Date of Patent:** **** May 18, 2010**

(54) **FOOTWEAR SOLE**
(75) Inventors: **Gary J. Banik**, Boulder, CO (US);
Laura Bianchi, Como (IT)
(73) Assignee: **Wolverine World Wide, Inc.**, Rockford,
MI (US)
(**) Term: **14 Years**
(21) Appl. No.: **29/346,722**
(22) Filed: **Nov. 5, 2009**

D547,037 S 7/2007 Nakano
D549,937 S 9/2007 Matis et al.
D549,938 S 9/2007 Belley et al.
D549,939 S 9/2007 Schoenborn et al.
D550,440 S 9/2007 Matis et al.
D551,435 S 9/2007 Belley et al.
D554,336 S 11/2007 Schoenborn et al.
D554,337 S * 11/2007 Belley et al. D2/956
D554,338 S 11/2007 Matis et al.
D561,436 S 2/2008 St. Louis
D561,437 S 2/2008 Evans et al.
D561,441 S * 2/2008 Matis et al. D2/959
D563,085 S 3/2008 Matis
D563,636 S 3/2008 Matis et al.

(51) **LOC (9) Cl.** **02-04**
(52) **U.S. Cl.** **D2/956; D2/951; D2/953;**
D2/957
(58) **Field of Classification Search** D2/947,
D2/951, 952, 953, 957, 959, 960; 36/3 B,
36/22 R, 24.5, 25 R, 67 A, 59 C, 103
See application file for complete search history.

(Continued)

OTHER PUBLICATIONS

Merrell Fall 2008 Catalog, p. 25.

Primary Examiner—Celia A Murphy
(74) *Attorney, Agent, or Firm*—Warner Norcross & Judd LLP

(56) **References Cited**

(57) **CLAIM**

U.S. PATENT DOCUMENTS

The ornamental design for footwear sole, as shown and described.

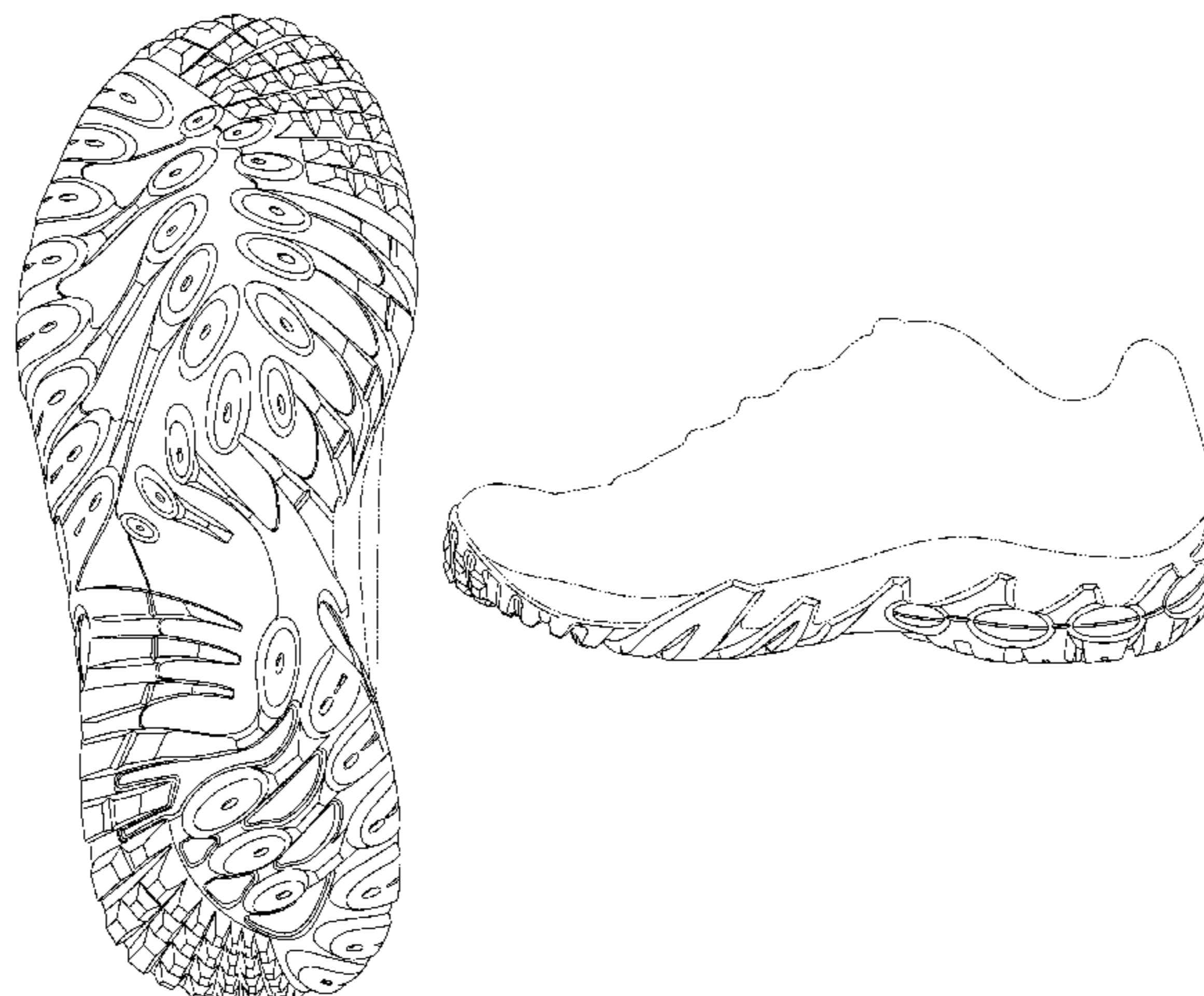
DESCRIPTION

D392,448 S * 3/1998 Backus D2/954
D394,943 S * 6/1998 Campbell et al. D2/956
D409,826 S * 5/1999 Turner et al. D2/955
6,016,613 A * 1/2000 Campbell et al. 36/59 C
D463,097 S 9/2002 Matis et al.
D502,595 S 3/2005 Sonnergren
D503,029 S 3/2005 Sonnergren
D503,522 S * 4/2005 Schoenborn et al. D2/952
D504,005 S * 4/2005 Schoenborn et al. D2/952
D504,758 S 5/2005 Sonnergren
D508,764 S 8/2005 Sonnergren
D509,048 S 9/2005 Sonnergren
D509,344 S 9/2005 Sonnergren
D515,291 S 2/2006 Sonnergren
D522,724 S 6/2006 Urie et al.
D530,491 S 10/2006 Sonnergren
D530,893 S 10/2006 Sonnergren
D545,533 S 7/2007 Belley et al.
D545,534 S * 7/2007 McClaskie D2/959
D546,034 S 7/2007 Matis et al.
D547,036 S 7/2007 Schoenborn et al.

FIG. 1 is a perspective view of the footwear upper embodying the new design;
FIG. 2 is a top view thereof;
FIG. 3 is a right side view thereof;
FIG. 4 is a left side view thereof;
FIG. 5 is a front view thereof; and,
FIG. 6 is a rear view thereof.

FIGS. 1-6 show features of an article of footwear in phantom lines. These features are shown for environmental purposes and do not form any part of the claimed design. Further, the phantom lines immediately adjacent the solid-line portions of the design form the boundary of the design, with the phantom lines forming no part of the claimed design.

1 Claim, 4 Drawing Sheets



US D615,740 S

Page 2

U.S. PATENT DOCUMENTS					
D564,738 S	3/2008	Belley et al.	D572,448 S *	7/2008	Schoenborn et al. D2/956
D564,739 S	3/2008	Belley et al.	D586,990 S	2/2009	Banik et al.
D566,935 S	4/2008	Matis et al.	D586,993 S	2/2009	Banik et al.
D566,936 S	4/2008	Schoenborn et al.	D592,389 S	5/2009	St-Louis et al.
D567,491 S	4/2008	Belley et al.	D593,739 S	6/2009	St-Louis et al.
D569,592 S	5/2008	Banik et al.	D607,634 S *	1/2010	Andersen et al. D2/948
D570,582 S *	6/2008	Roy et al. D2/953	D609,892 S *	2/2010	Andersen et al. D2/954
D572,447 S	7/2008	Schoenborn et al.	D609,895 S *	2/2010	Andersen et al. D2/956
			2008/0060228 A1 *	3/2008	Morgan et al. 36/103

* cited by examiner

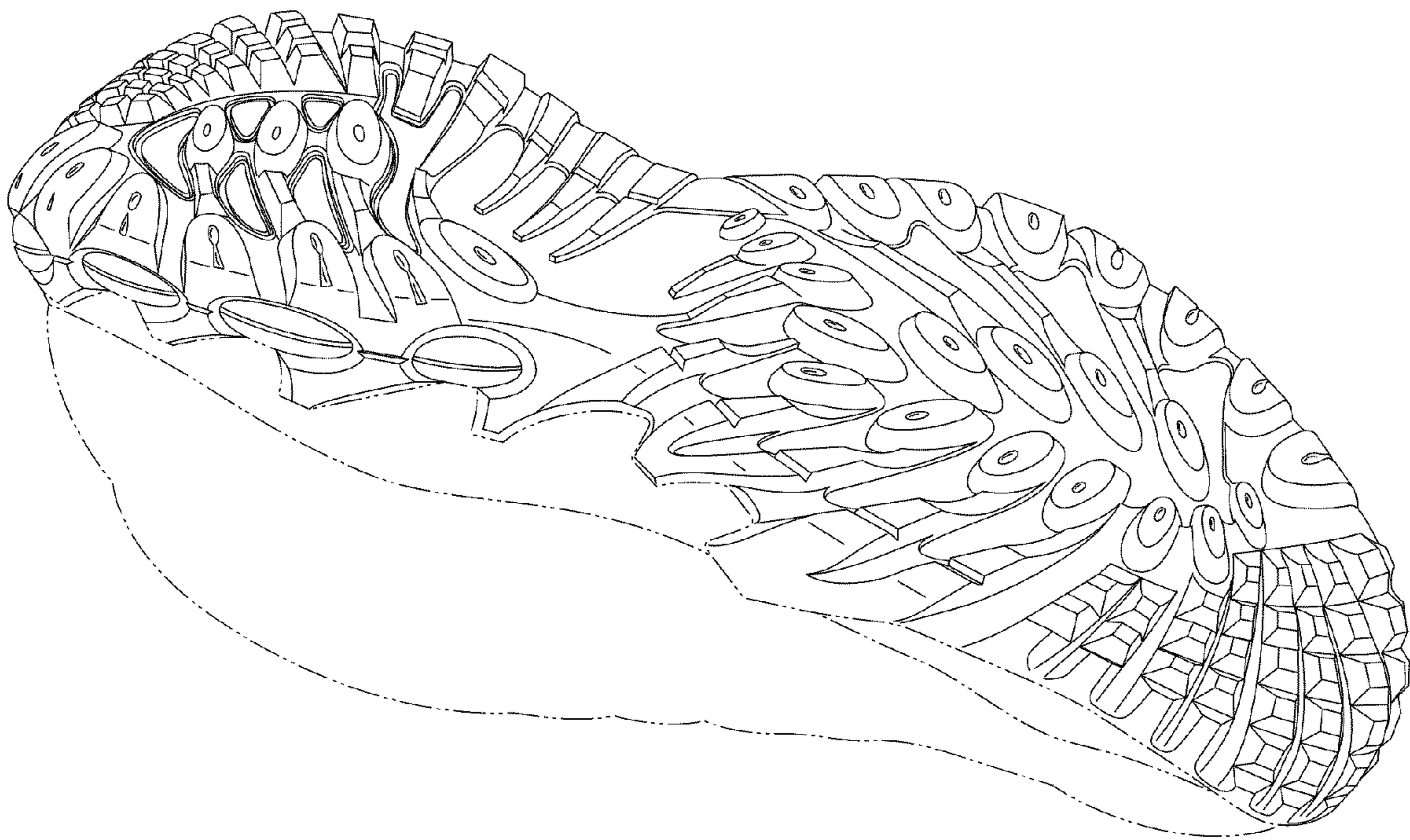


Fig. 1

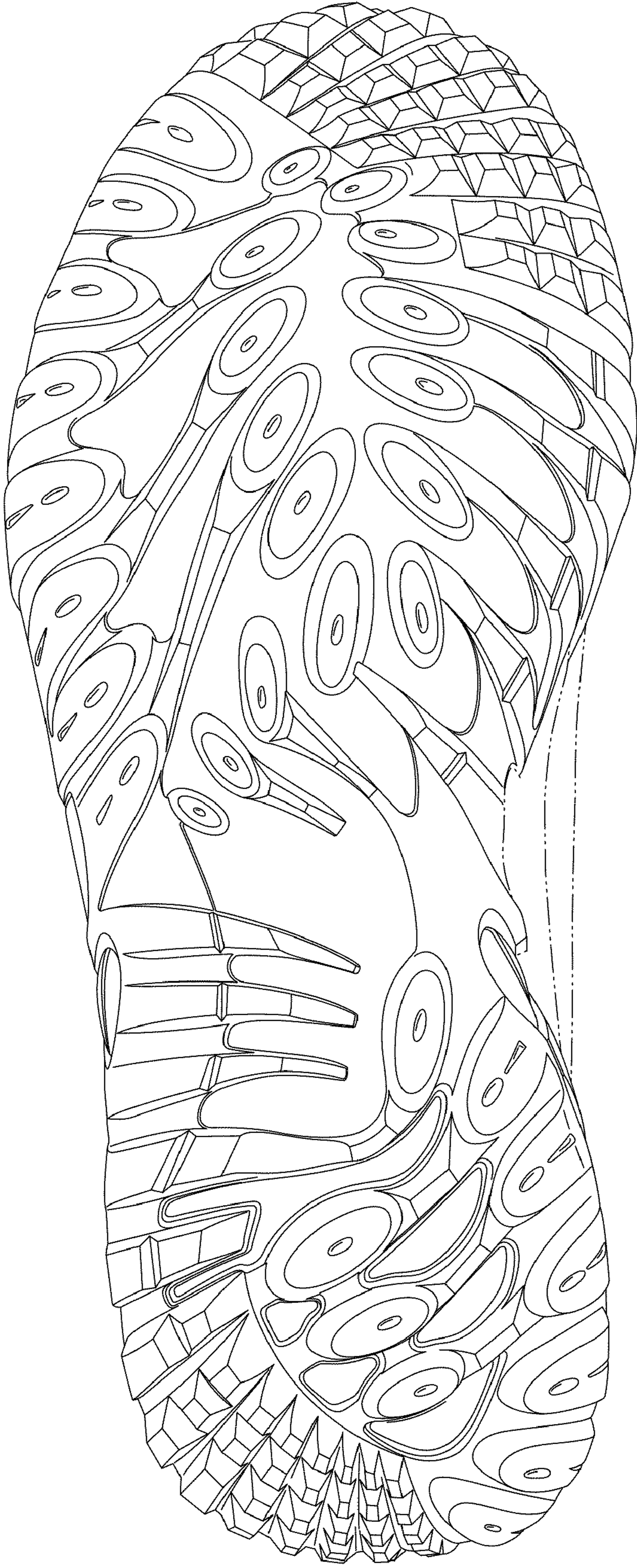


Fig. 2



Fig. 3



Fig. 4

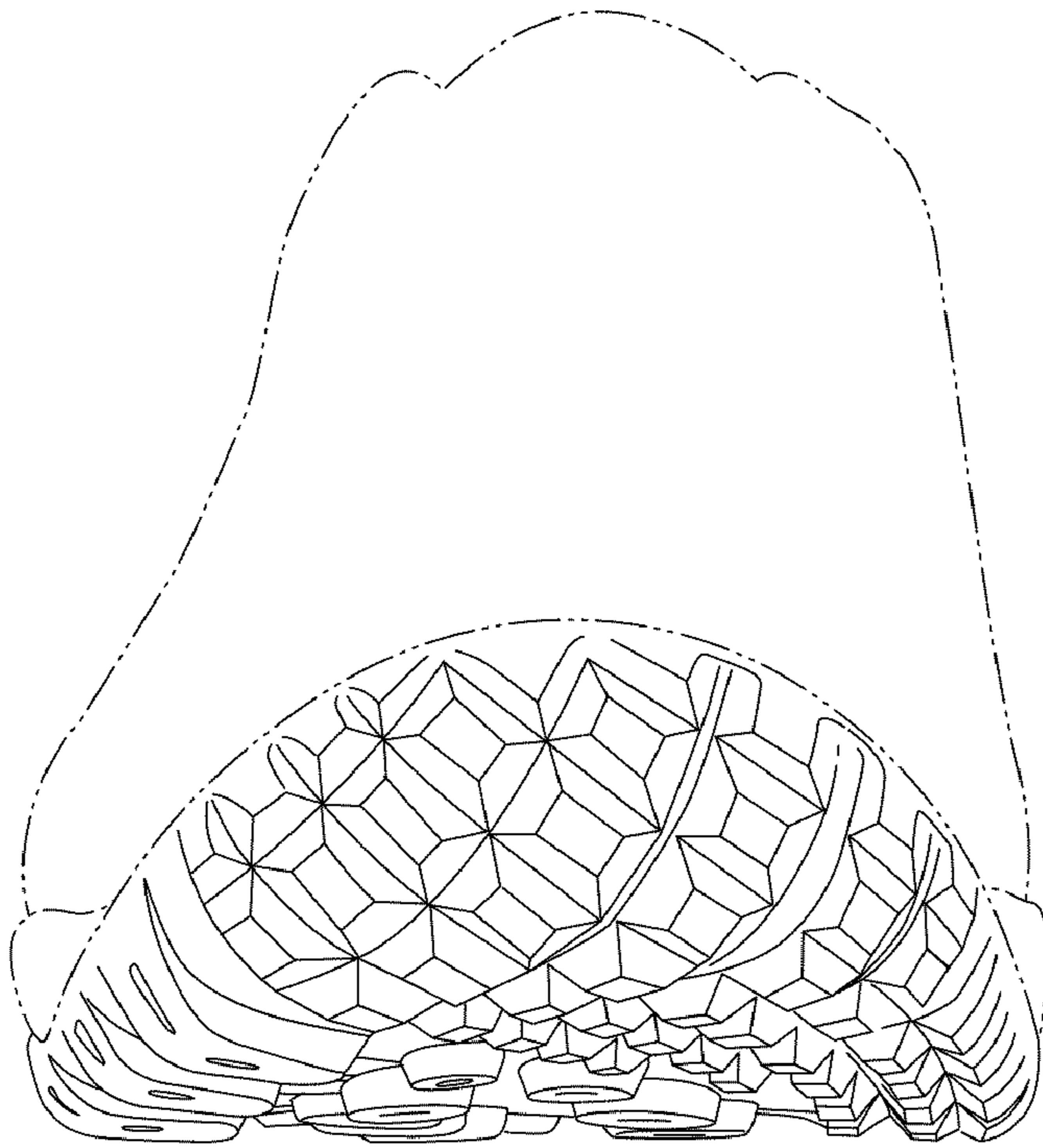


Fig. 5

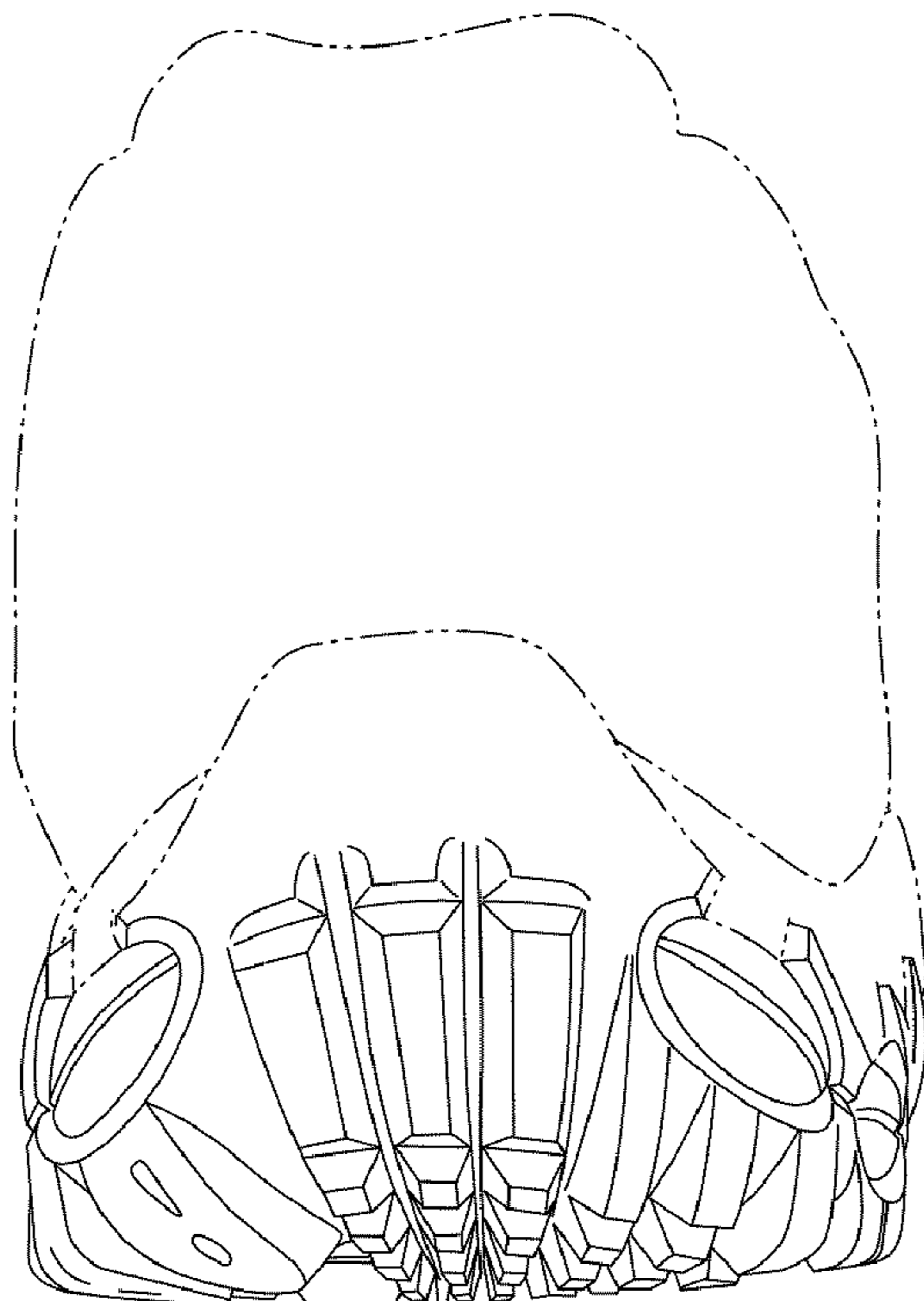


Fig. 6