



US00D615739S

(12) **United States Design Patent**
Andersen et al.

(10) **Patent No.:** **US D615,739 S**
(45) **Date of Patent:** **** May 18, 2010**

(54) **FOOTWEAR SOLE**

D607,634 S * 1/2010 Andersen et al. D2/948

(75) Inventors: **Deborah H. Andersen**, Prevost (CA);
Martin W. F. Dean, St. Albans (GB);
Grant A. Urie, Shelburne, VT (US)

(73) Assignee: **Wolverine World Wide, Inc.**, Rockford,
MI (US)

(**) Term: **14 Years**

(21) Appl. No.: **29/336,653**

(22) Filed: **May 7, 2009**

(51) **LOC (9) Cl.** **02-04**

(52) **U.S. Cl.** **D2/952; D2/948; D2/951;**
D2/953; D2/954; D2/957

(58) **Field of Classification Search** D2/902,
D2/947, 948, 951, 952, 953, 954, 955, 957,
D2/959, 960; 36/3 B, 22 R, 24.5, 25 R, 67 A,
36/59 C, 103

See application file for complete search history.

(56) **References Cited**

U.S. PATENT DOCUMENTS

D228,481 S *	10/1973	Sahloff	D8/351
D230,659 S *	3/1974	Bride	D3/328
D245,805 S *	9/1977	Cone	D21/599
D260,447 S *	9/1981	Greenblatt et al.	D2/948
D260,448 S *	9/1981	Greenblatt et al.	D2/948
D260,450 S *	9/1981	Greenblatt et al.	D2/948
D276,834 S *	12/1984	Paczko	D21/599
D298,735 S *	11/1988	Lakatos	D8/367
D324,756 S *	3/1992	Meyers et al.	D1/111
D416,378 S *	11/1999	McNaught	D2/952
D460,606 S *	7/2002	Clark et al.	D2/952
6,957,504 B2 *	10/2005	Morris	36/136
D513,112 S *	12/2005	Le	
D519,401 S *	4/2006	Udko	D11/89
D550,432 S *	9/2007	Belley et al.	
D564,189 S *	3/2008	Fojtu	D2/948

OTHER PUBLICATIONS

- 1997 Cat Footwear Catalog, p. 37.
- Merrell Sandals Spring, Summer 1996, p. 4.
- 1998 Hy-Test Catalog, p. 69.
- Spring 2000 Merrell Performance Footwear Catalog, p. 41.
- Harley Davidson 2000 Catalog, p. 33.
- Patagonia Spring 2007, p. 18.
- Cat Winter 2007, p. 3.
- Hyttest 2007, p. 73.
- Bates 2007, p. 20.
- Wolverine 2000, Rubber Section, p. 1.
- Cat 2008 Footwear Catalog, pp. 10-11.

* cited by examiner

Primary Examiner—Celia A Murphy

(74) *Attorney, Agent, or Firm*—Warner Norcross & Judd LLP

(57) **CLAIM**

The ornamental design for a footwear sole, as shown and described.

DESCRIPTION

FIG. 1 is a perspective view of the footwear sole embodying the new design;

FIG. 2 is a bottom view thereof;

FIG. 3 is a right side view thereof;


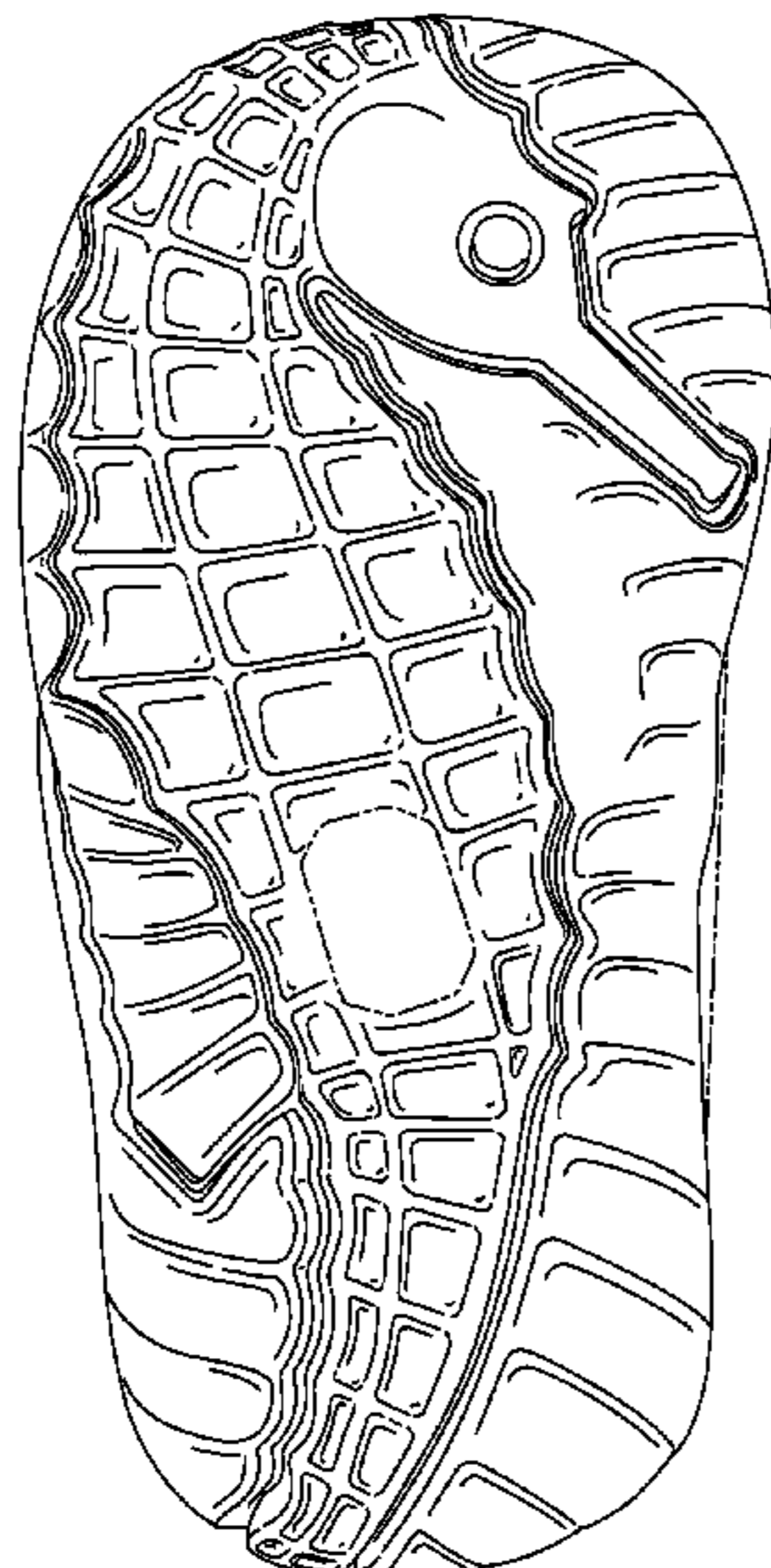
FIG. 4 is a left side view thereof;

FIG. 5 is a front view thereof; and,

FIG. 6 is a rear view thereof.

FIGS. 1–6 show features of an article of footwear in phantom lines. These features are shown for environmental purposes and do not form any part of the claimed design. Further, the phantom lines immediately adjacent the solid-line portions of the design form the boundary of the design, with the phantom lines forming no part of the claimed design.

1 Claim, 4 Drawing Sheets



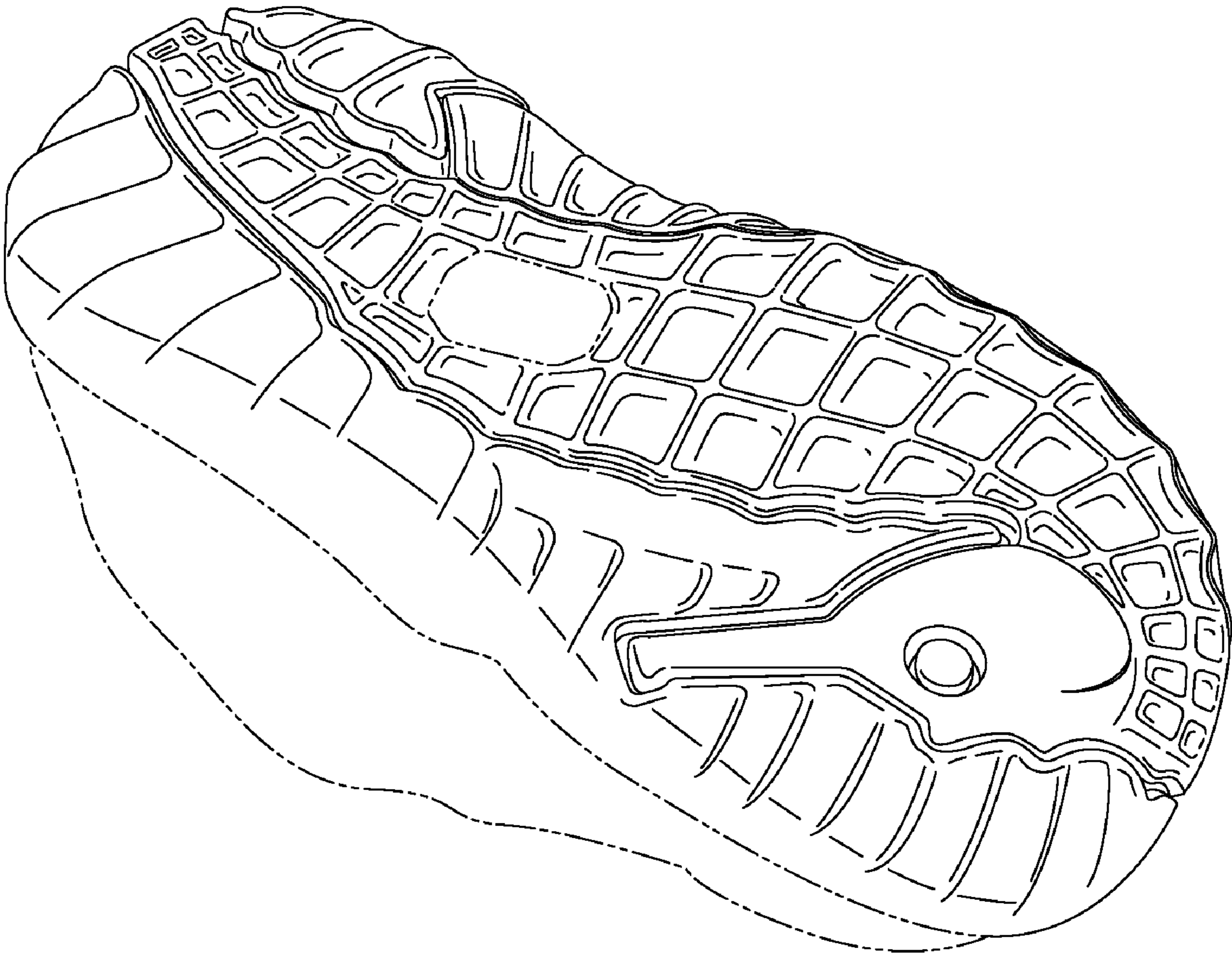


Fig. 1

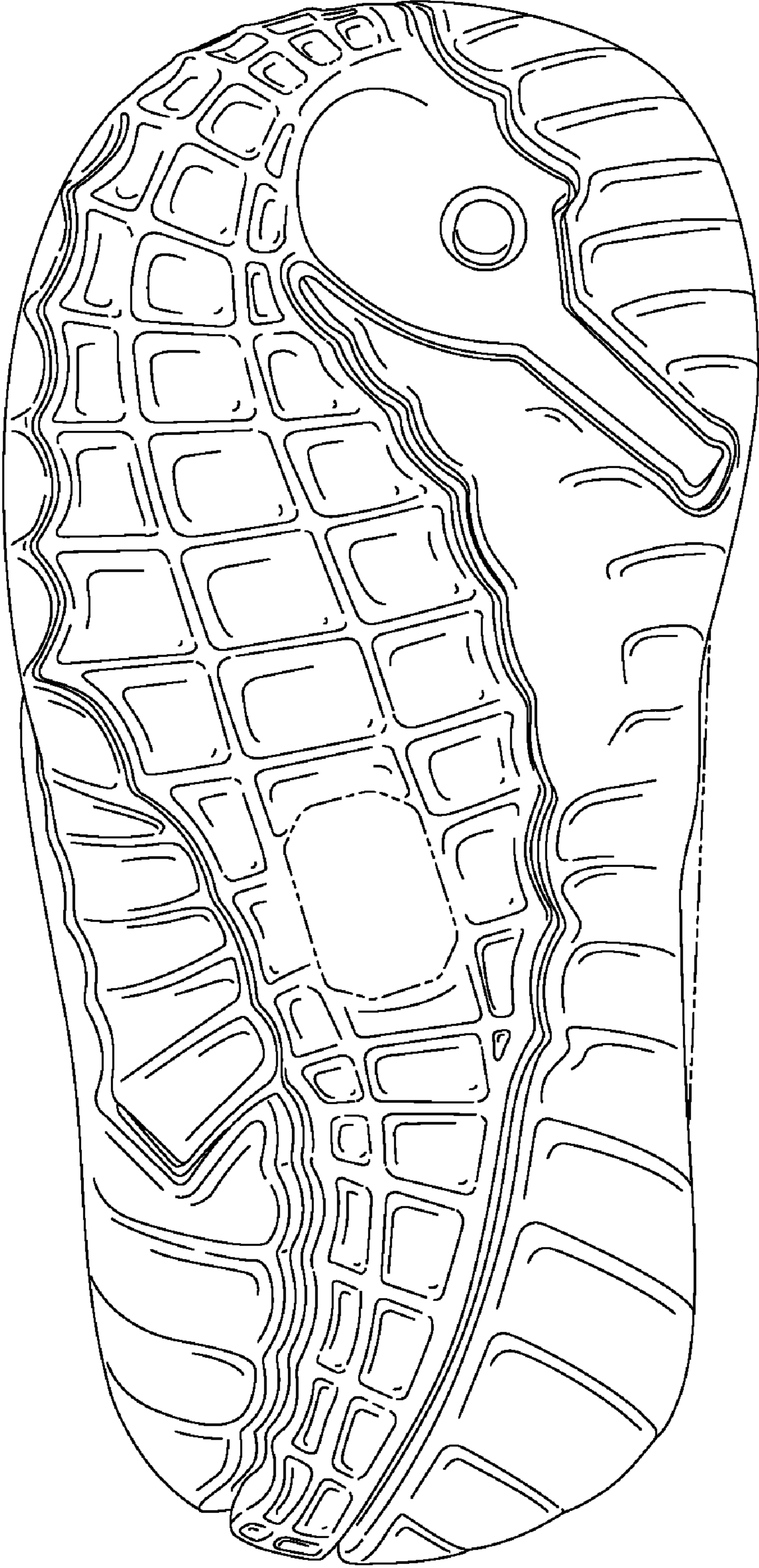


Fig. 2




Fig. 3

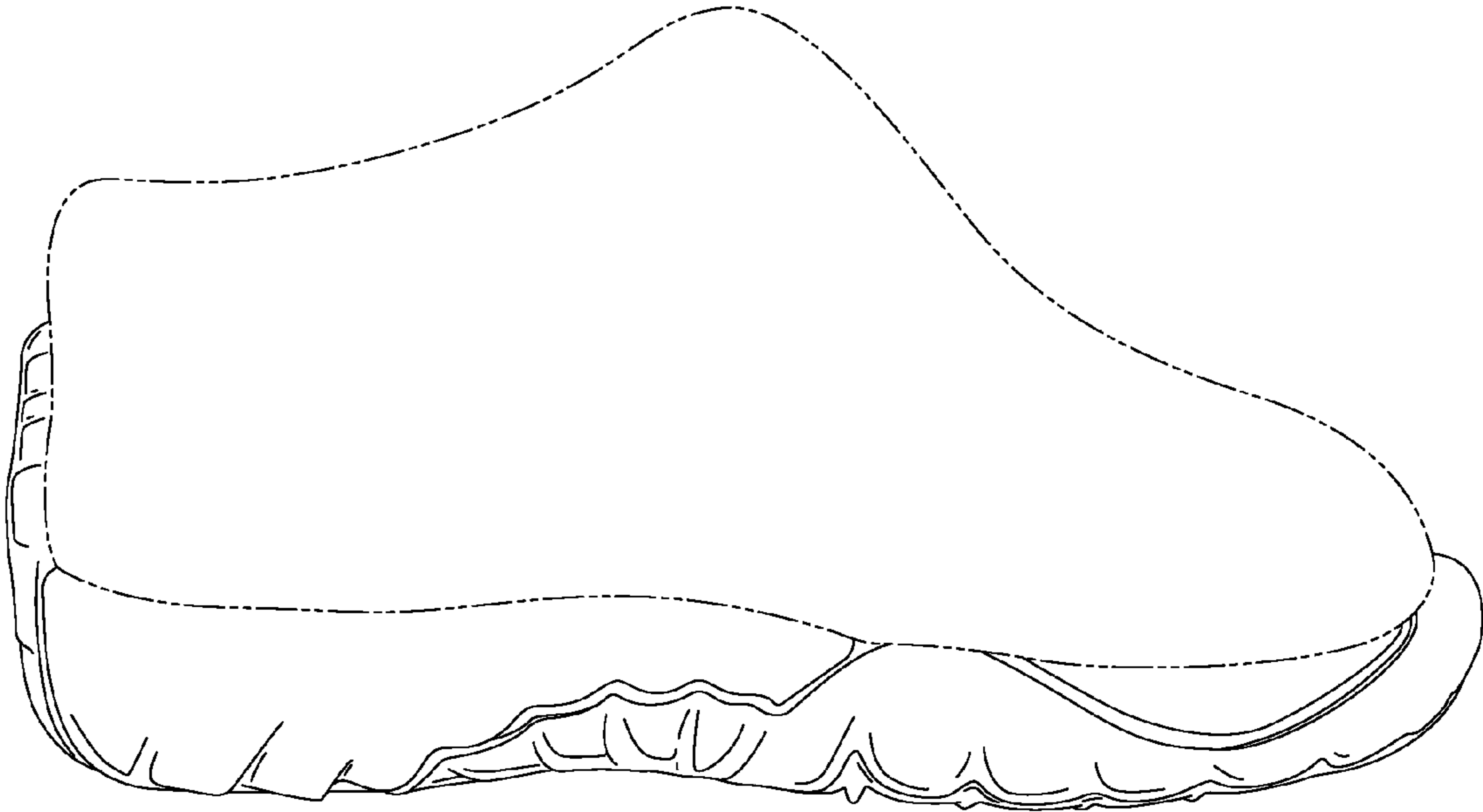


Fig. 4

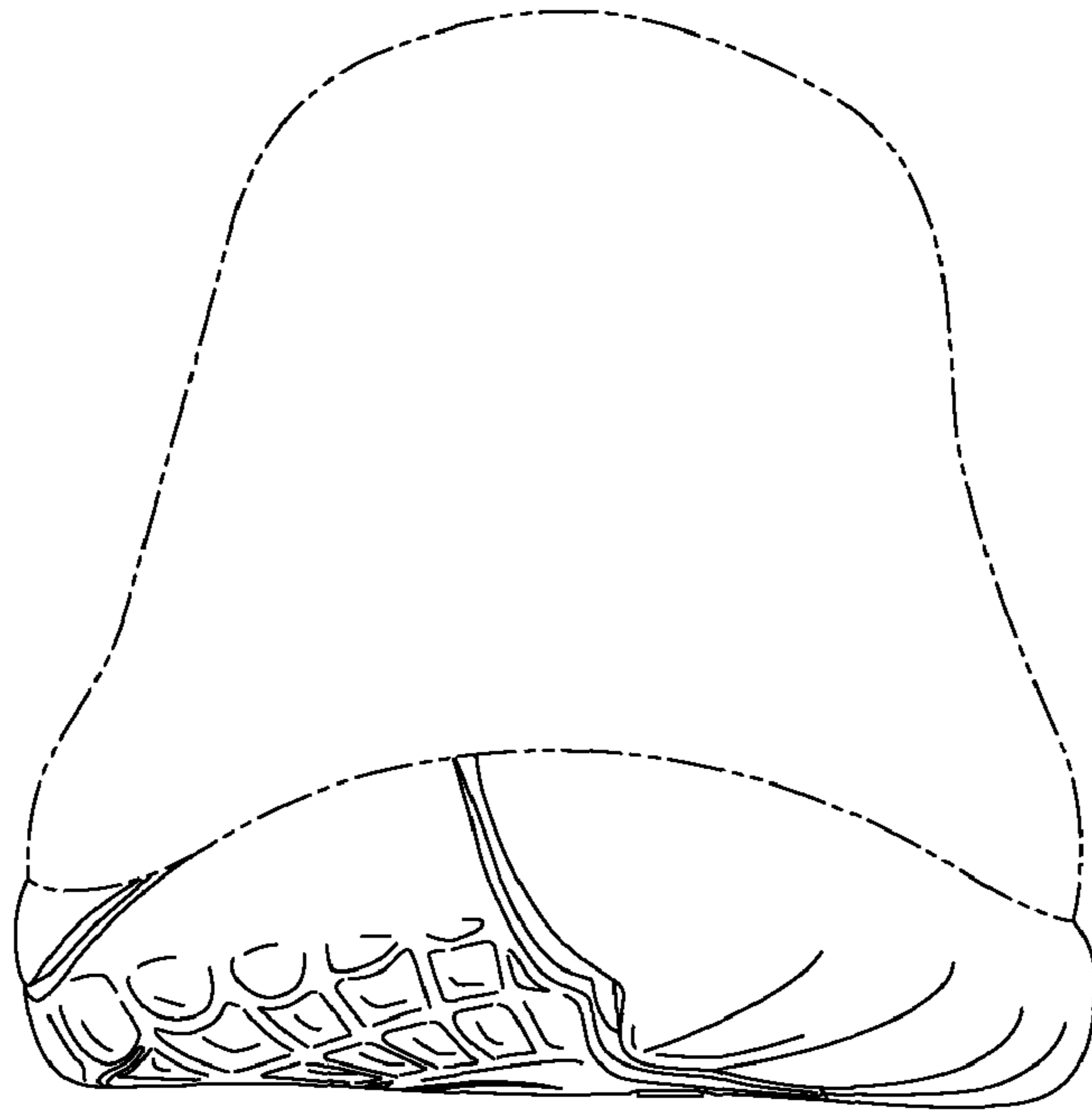


Fig. 5

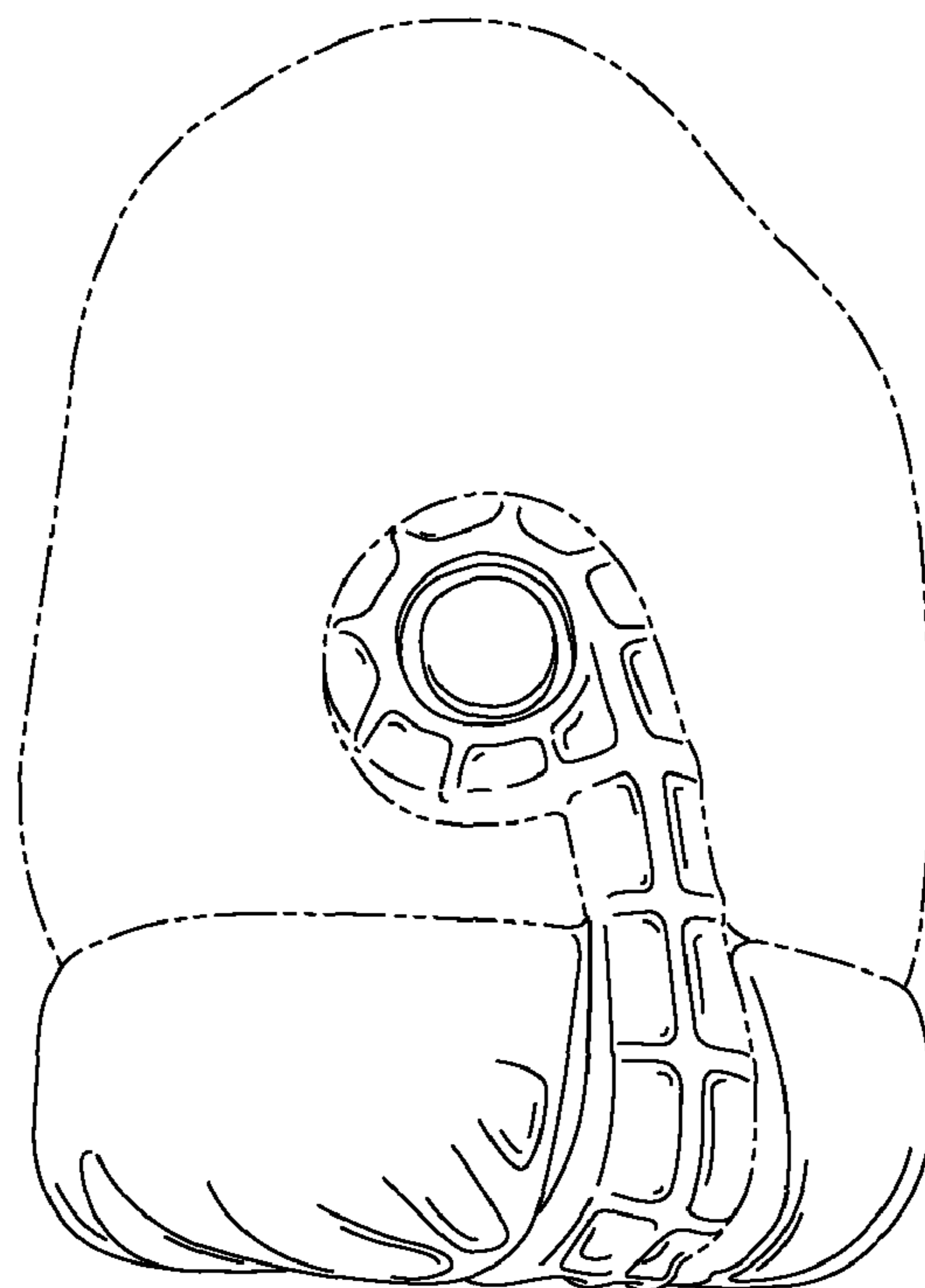


Fig. 6