



US00D615738S

(12) **United States Design Patent**
Teteriatnikov

(10) **Patent No.:** **US D615,738 S**
(45) **Date of Patent:** **** May 18, 2010**

- (54) **PERIPHERY OF AN OUTSOLE**
- (75) Inventor: **Savva Teteriatnikov**, Venice, CA (US)
- (73) Assignee: **Skechers U.S.A., Inc. II**, Manhattan Beach, CA (US)
- (**) Term: **14 Years**
- (21) Appl. No.: **29/346,597**
- (22) Filed: **Nov. 3, 2009**

Related U.S. Application Data

- (62) Division of application No. 29/338,285, filed on Jun. 8, 2009, now Pat. No. Des. 607,188.

- (51) **LOC (9) Cl.** **02-99**
- (52) **U.S. Cl.** **D2/946; D2/977; D2/947**
- (58) **Field of Classification Search** **D2/896, D2/902, 903, 906-908, 946, 947, 951-960, D2/964, 977; 36/25 R-25 A**
See application file for complete search history.

(56) **References Cited**

U.S. PATENT DOCUMENTS

- D296,152 S 6/1988 Selbiger
- D296,384 S 6/1988 Tong
- D297,885 S 10/1988 Tong
- D328,968 S 9/1992 Tinker
- D333,208 S 2/1993 Lucas
- D339,222 S 9/1993 Hatfield et al.
- D341,709 S 11/1993 Hatfield et al.
- D401,045 S 11/1998 Greenberg
- D402,795 S 12/1998 Moll
- D411,242 S 6/1999 Link
- D416,378 S 11/1999 McNaught
- D423,201 S 4/2000 Wilson
- D426,372 S 6/2000 Price
- D437,675 S 2/2001 Dahlsten
- D454,426 S 3/2002 Wilson
- 6,354,020 B1 3/2002 Kimball et al.
- D456,982 S 5/2002 Rogers
- D462,827 S 9/2002 Clark et al.
- D473,040 S 4/2003 Hawker et al.

- D473,047 S 4/2003 Wilson
- D492,095 S 6/2004 Sanchez et al.
- D492,096 S 6/2004 Sanchez et al.
- D492,472 S 7/2004 Santa
- D495,129 S 8/2004 Allen
- D498,901 S 11/2004 Hawker et al.
- D498,905 S * 11/2004 Wilson D2/977
- D511,617 S 11/2005 Matis
- D516,786 S 3/2006 Besanceney, III
- D518,285 S 4/2006 Schoenborn et al.
- D524,016 S 7/2006 Robinson, Jr. et al.
- D543,677 S 6/2007 Andrews et al.
- D544,199 S 6/2007 Chen
- D544,701 S 6/2007 Chen
- D547,939 S * 8/2007 Link D2/977
- D553,846 S 10/2007 Kayano et al.

(Continued)

Primary Examiner—Dominic Simone
(74) *Attorney, Agent, or Firm*—Marshall A. Lerner; Marvin H. Kleinberg; Kleinberg & Lerner, LLP

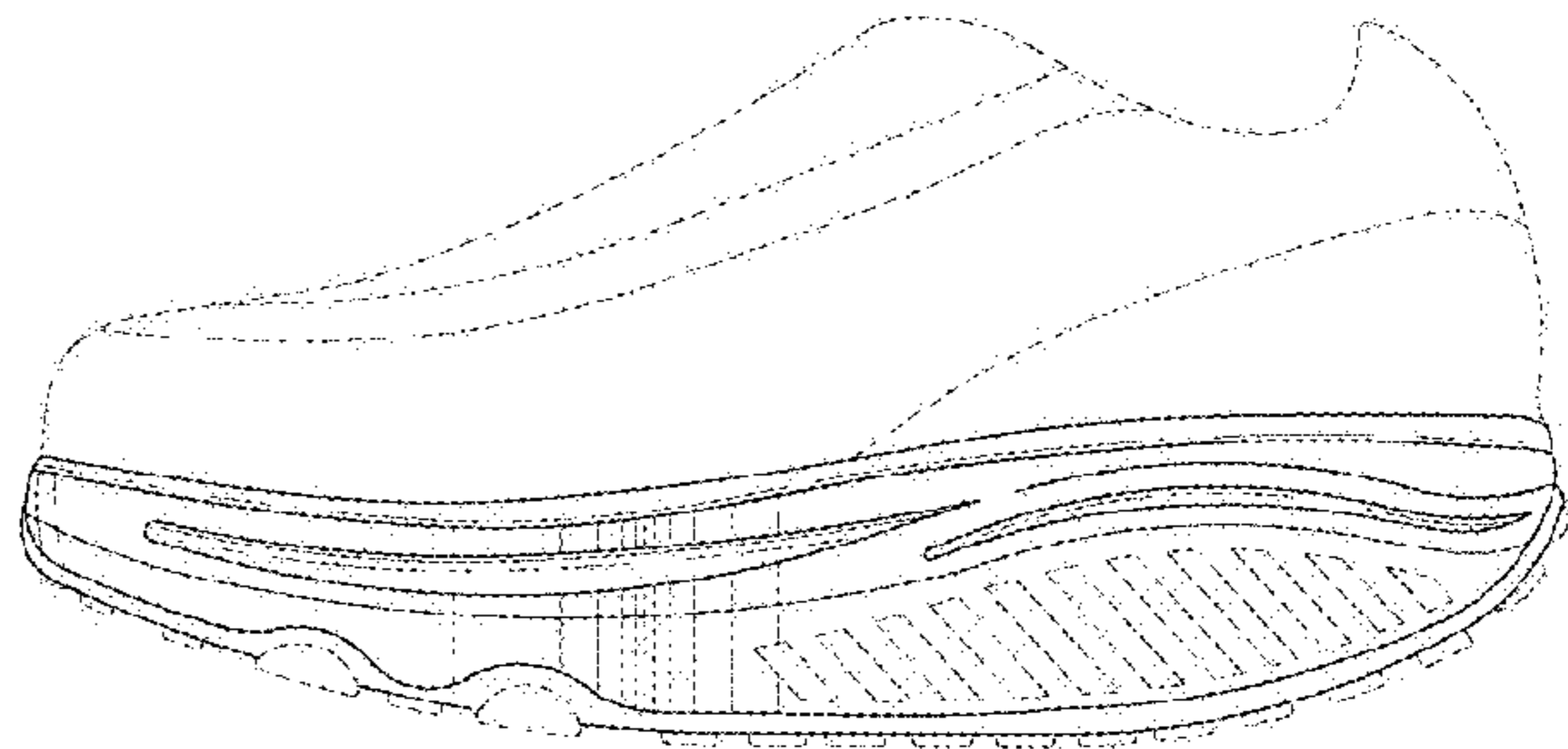
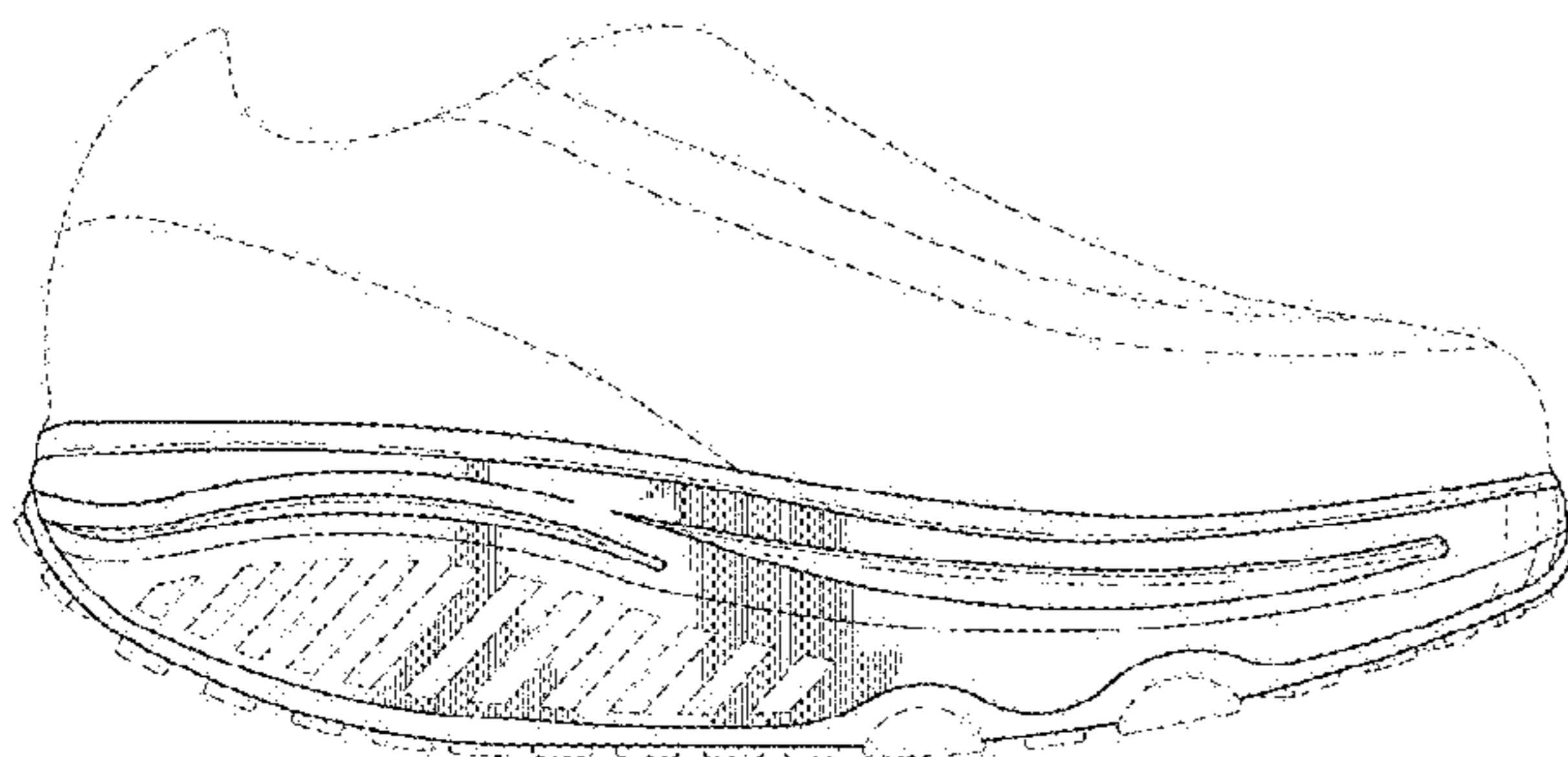
(57) **CLAIM**

The ornamental design for a periphery of an outsole, as shown and described.

DESCRIPTION

FIG. 1 is a left side view of an embodiment of a periphery of an outsole embodying my new design;
FIG. 2 is a right side view thereof;
FIG. 3 is a front side view thereof; and,
FIG. 4 is a rear plan view thereof.
Broken lines in the figures are for illustrative purposes only and form no part of the claimed invention.

1 Claim, 3 Drawing Sheets



US D615,738 S

Page 2

U.S. PATENT DOCUMENTS

| | | | | | | | | | |
|------------|---|---------|-------------------|--------|------------|---|---------|--------------------|--------|
| D555,891 S | * | 11/2007 | Bettencourt | D2/977 | D578,744 S | * | 10/2008 | Earle | D2/946 |
| D558,971 S | | 1/2008 | Wu | | D588,346 S | | 3/2009 | McCarthy | |
| D559,509 S | * | 1/2008 | Hayes | D2/977 | D588,791 S | | 3/2009 | Nelson | |
| D575,035 S | | 8/2008 | Hoyt | | D590,139 S | | 4/2009 | Carlucci | |
| D575,482 S | | 8/2008 | Hoyt | | D595,484 S | | 7/2009 | Purdom et al. | |
| D575,944 S | | 9/2008 | Pauk | | D596,387 S | | 7/2009 | Brown | |
| | | | | | D599,102 S | * | 9/2009 | Purdom et al. | D2/977 |

* cited by examiner

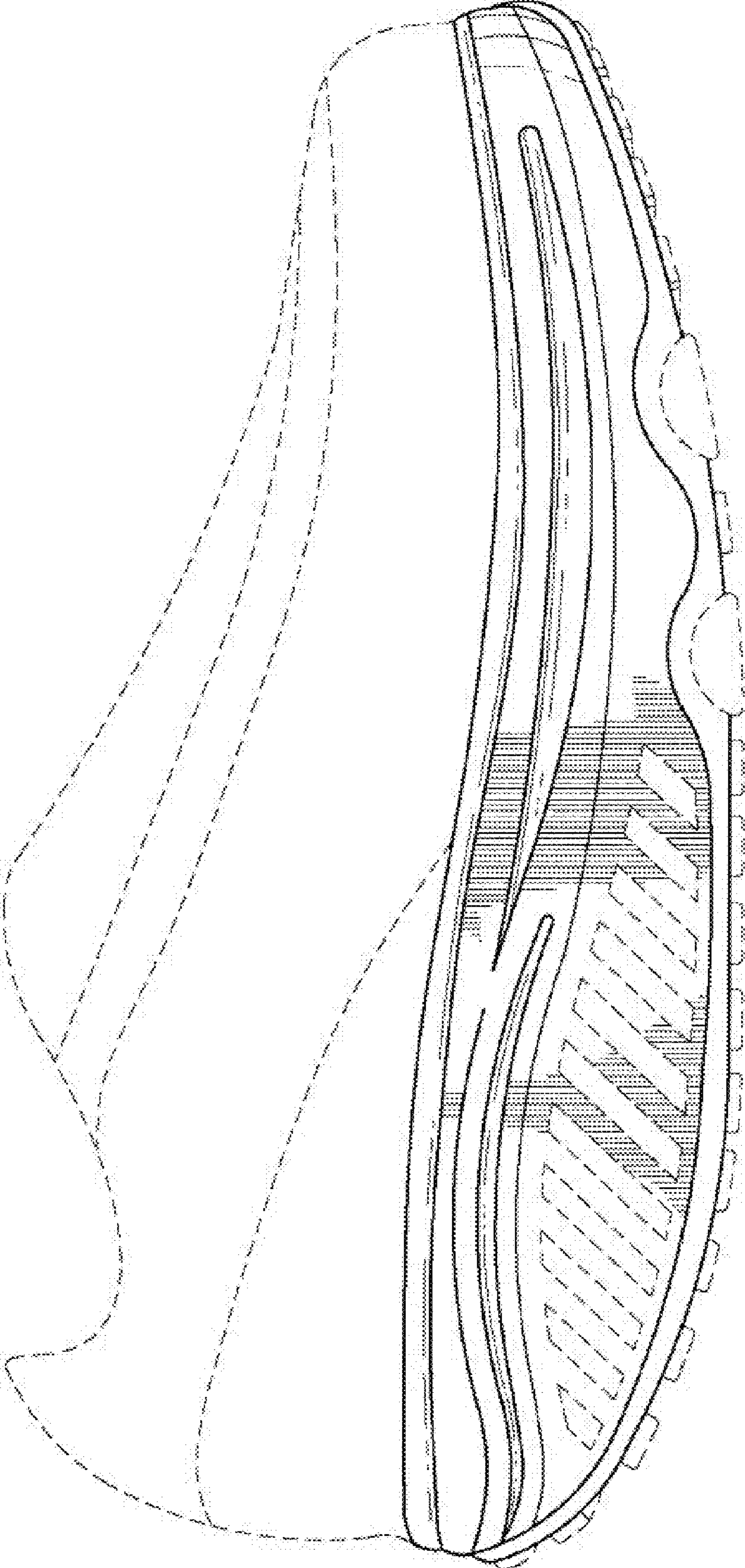


FIG. 1

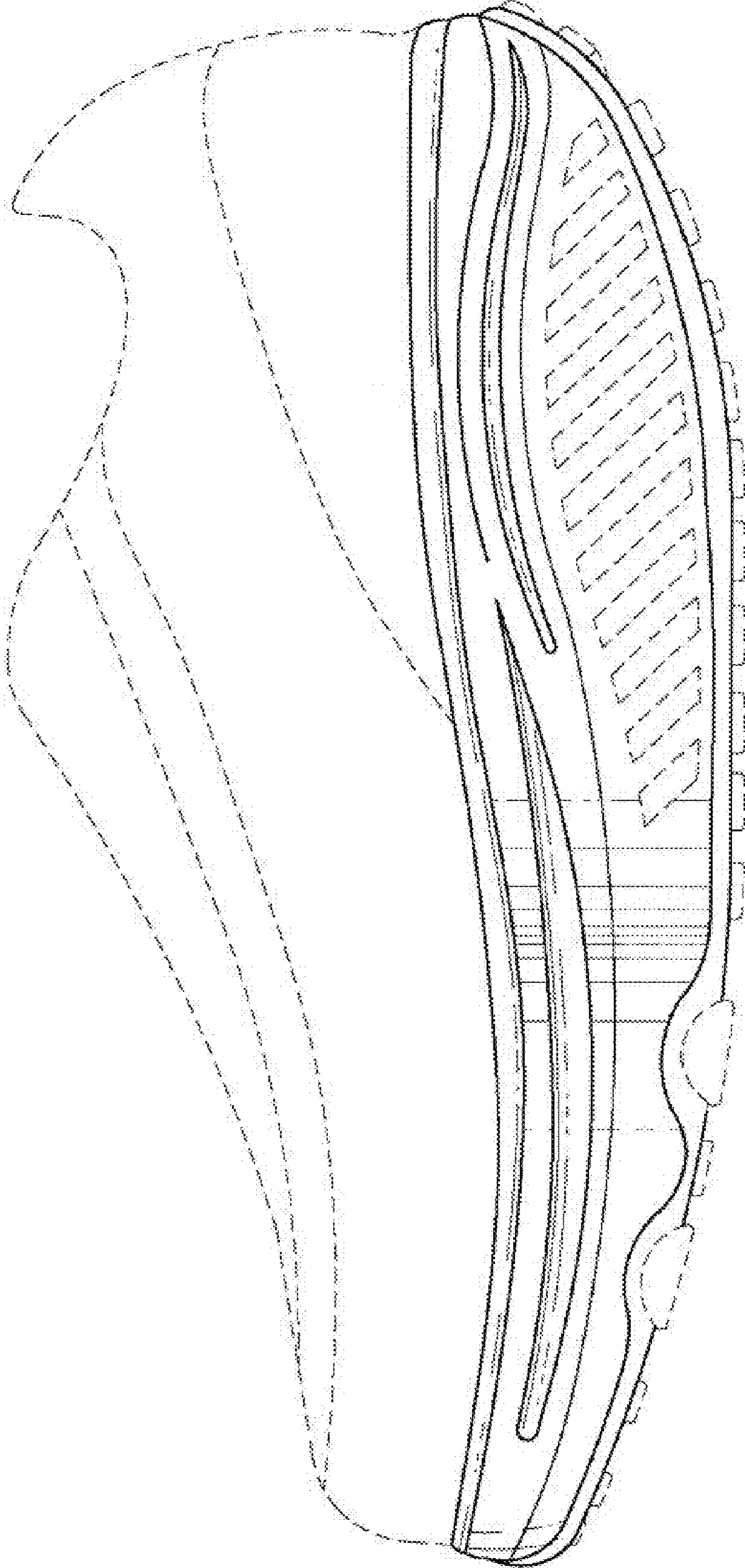


FIG. 2

FIG. 4

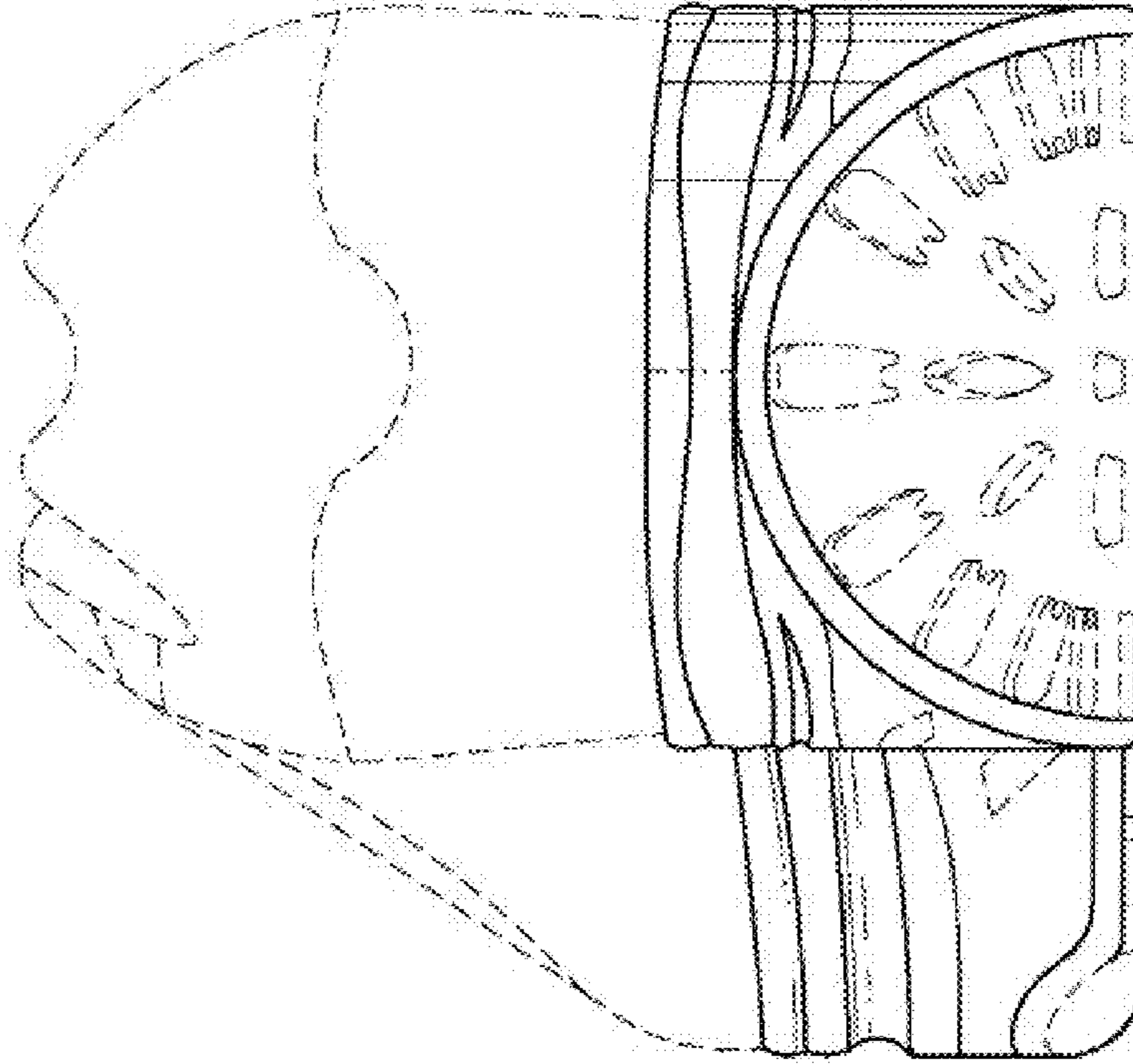


FIG. 3

