



US00D615701S

(12) **United States Design Patent**
Tamme

(10) **Patent No.:** **US D615,701 S**

(45) **Date of Patent:** **** May 11, 2010**

(54) **HAIR STYLING DEVICE**

(76) Inventor: **Bernhard Tamme**, 468 Dustin Dr., Los Angeles, CA (US) 90065

(**) Term: **14 Years**

(21) Appl. No.: **29/335,837**

(22) Filed: **Apr. 22, 2009**

(51) **LOC (9) Cl.** **28-03**

(52) **U.S. Cl.** **D28/37; D2/614; D29/117.1**

(58) **Field of Classification Search** **D28/35-38; 132/222-229, 232, 125, 234, 245, 237, 211, 132/202; 219/222, 225-227; D2/614, 617-621; D29/117.1**

See application file for complete search history.

(56) **References Cited**

U.S. PATENT DOCUMENTS

3,124,806	A *	3/1964	Campbell et al.	D2/614
D414,311	S *	9/1999	Westmoreland	D2/614
6,079,422	A *	6/2000	Drago et al.	132/247
D445,995	S *	8/2001	Stanley	D2/614
D555,838	S *	11/2007	Robertson	D29/117.1
D595,905	S *	7/2009	Hong	D29/117.1
2003/0102006	A1 *	6/2003	Valentini	132/222
2009/0145452	A1 *	6/2009	Anderson et al.	132/202

* cited by examiner

Primary Examiner—Jennifer Rivard

(74) *Attorney, Agent, or Firm*—Julio M. Loza; Loza & Loza, LLP

(57) **CLAIM**

I claim the ornamental design for the hair styling device, as shown and described.

DESCRIPTION

FIG. 1 is a perspective view of a hair styling device of the present invention;

FIG. 2 is a front view of a hair styling device of the present invention;

FIG. 3 is a rear view of a hair styling device of the present invention;

FIG. 4 is a top plan view of a hair styling device of the present invention;

FIG. 5 is a bottom plan view of a hair styling device of the present invention;

FIG. 6 is a left side view of a hair styling device of the present invention; and,

FIG. 7 is a right side view of a hair styling device of the present invention.

The pattern is partially shown for convenience of illustration. It is understood that the pattern is uniformly continuous over the surface of the hair styling device with the exception of the curler element.

1 Claim, 5 Drawing Sheets

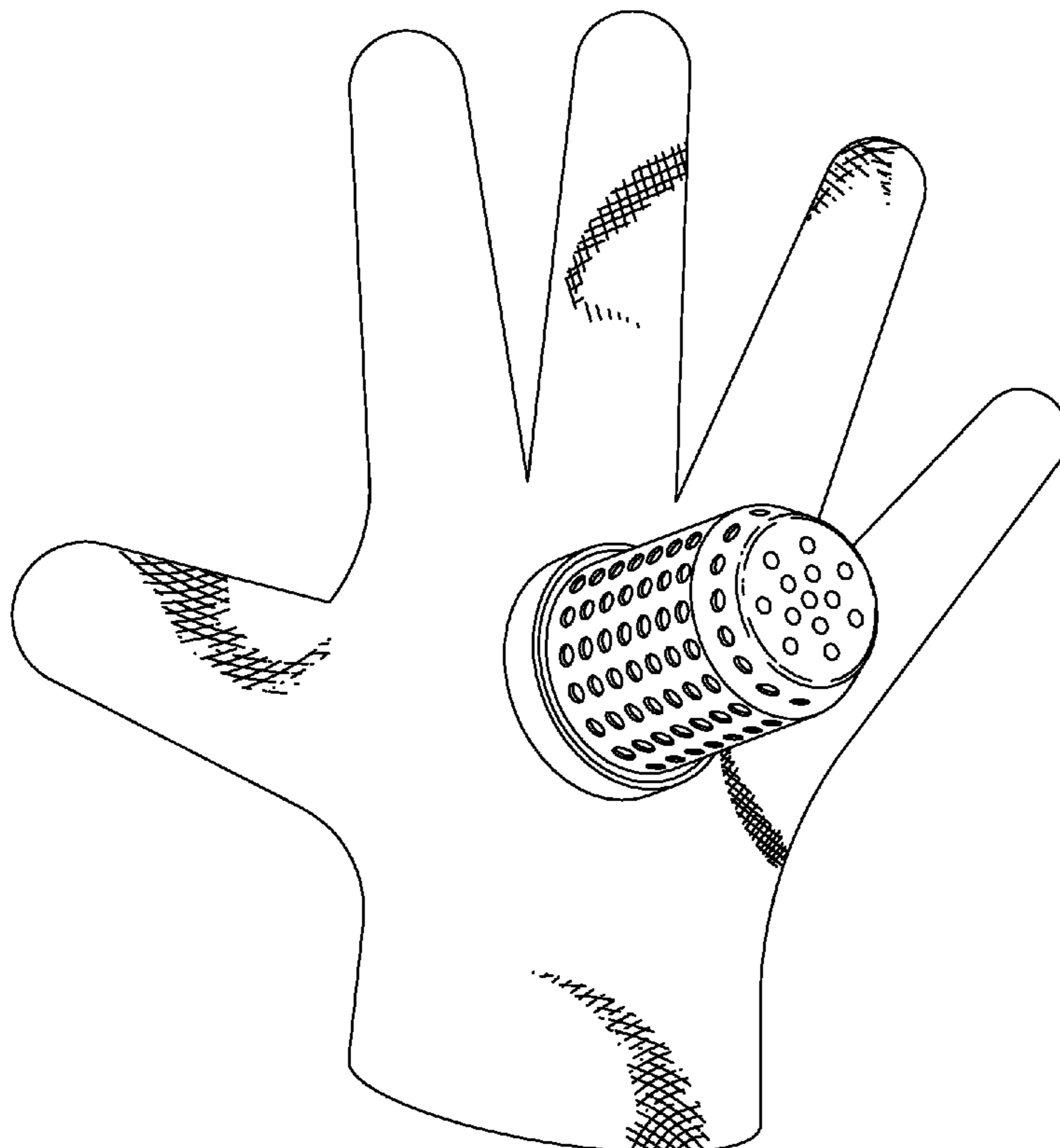


FIG. 1

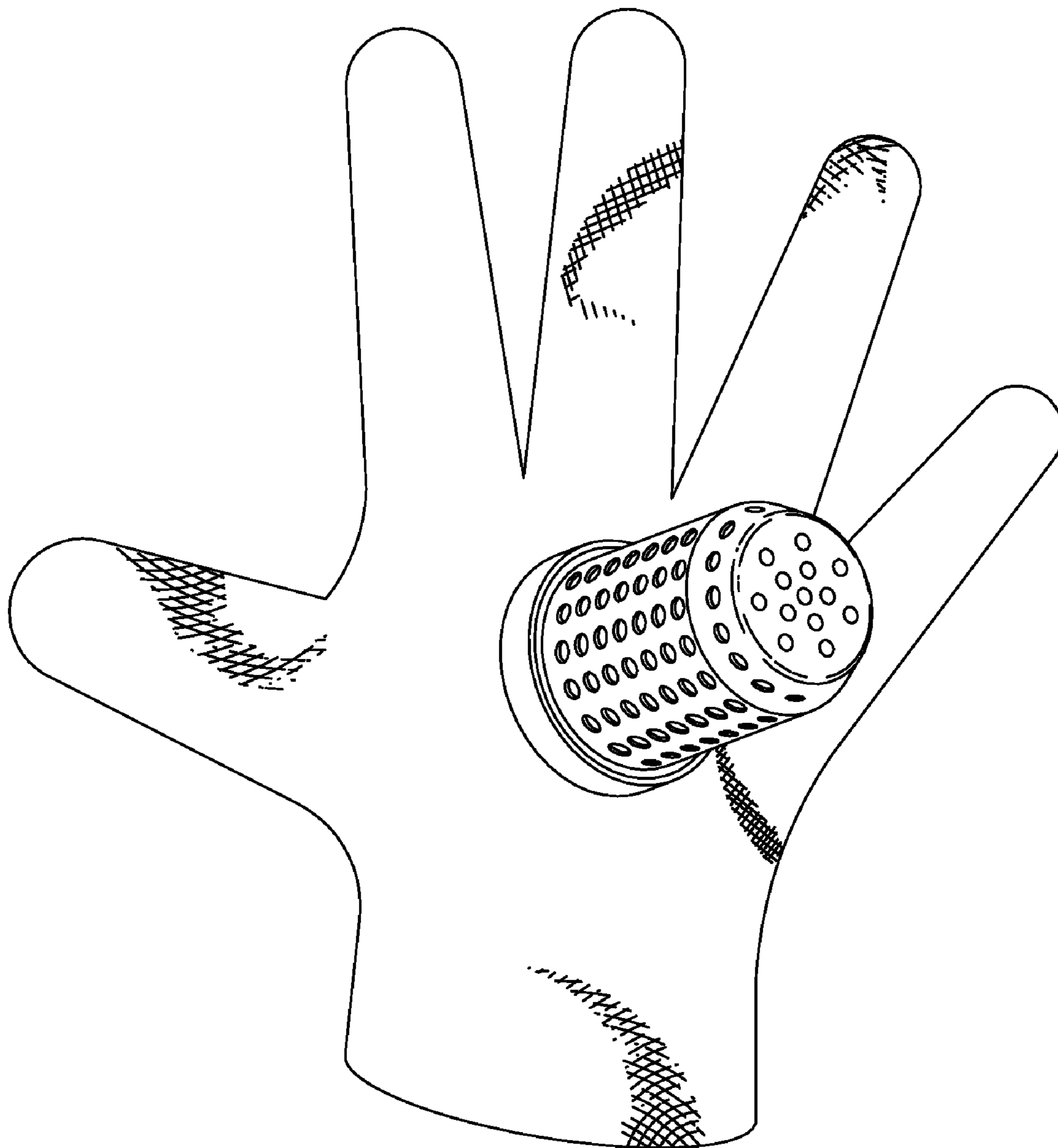


FIG. 2

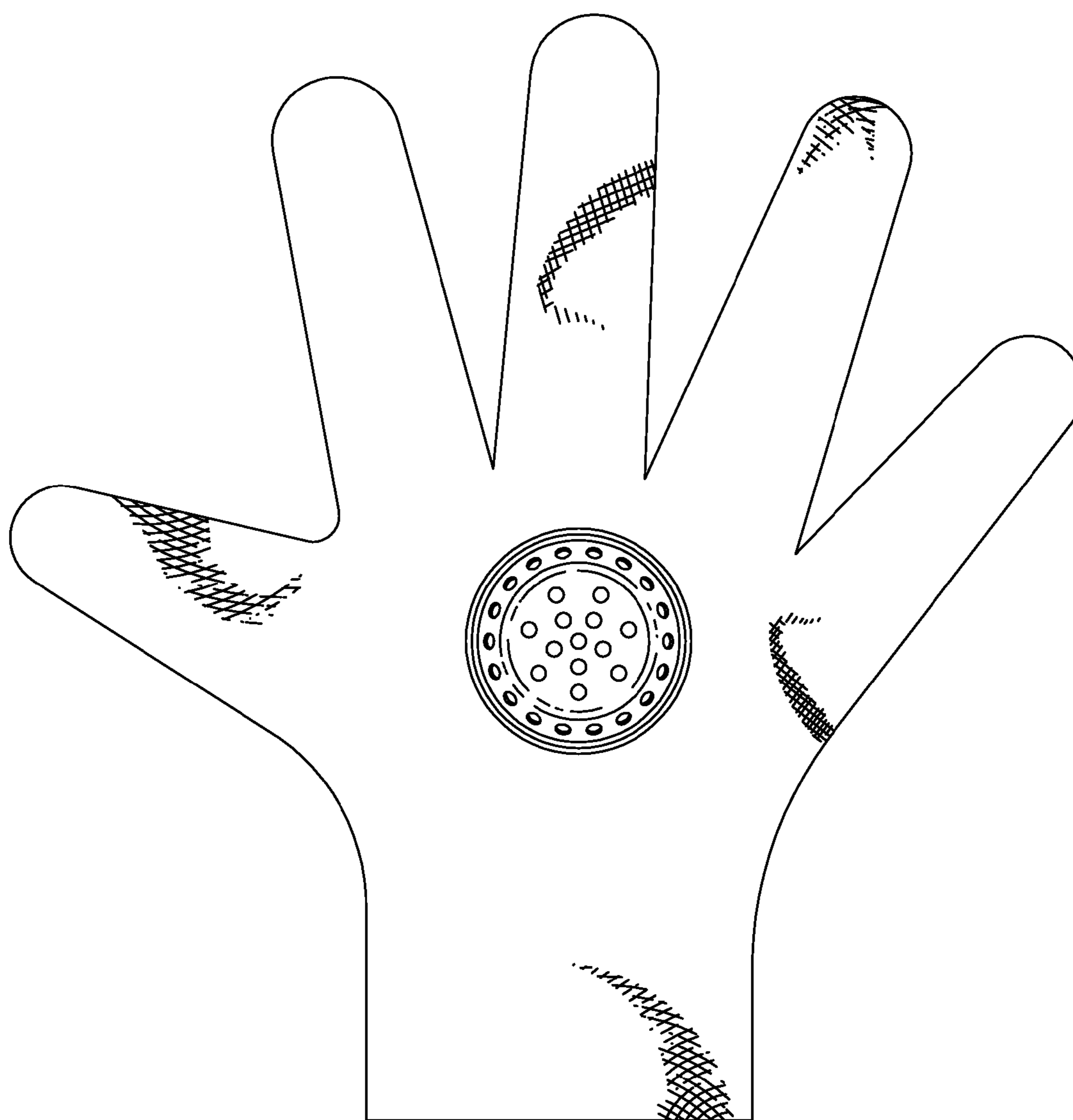


FIG. 3

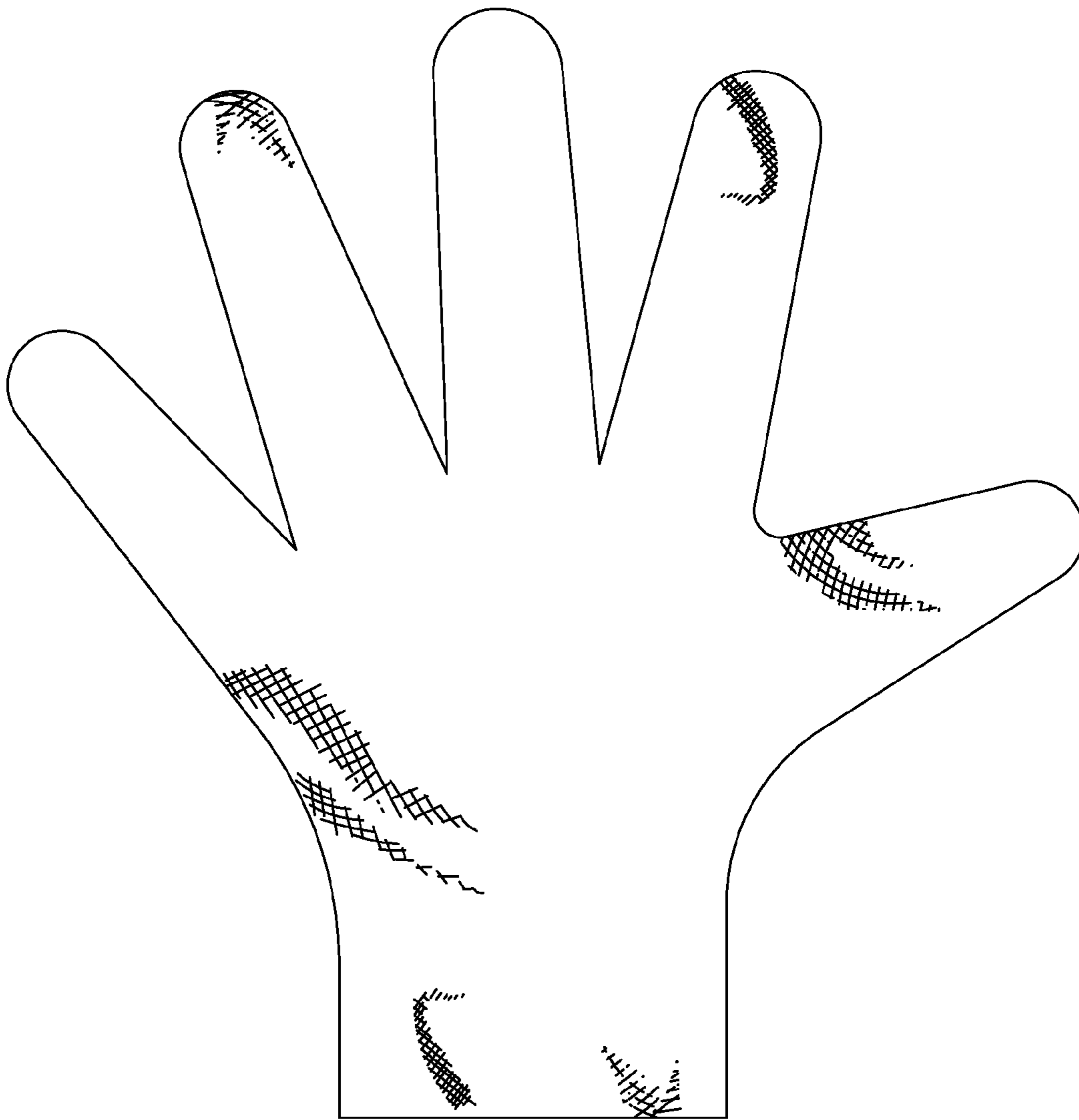


FIG. 4

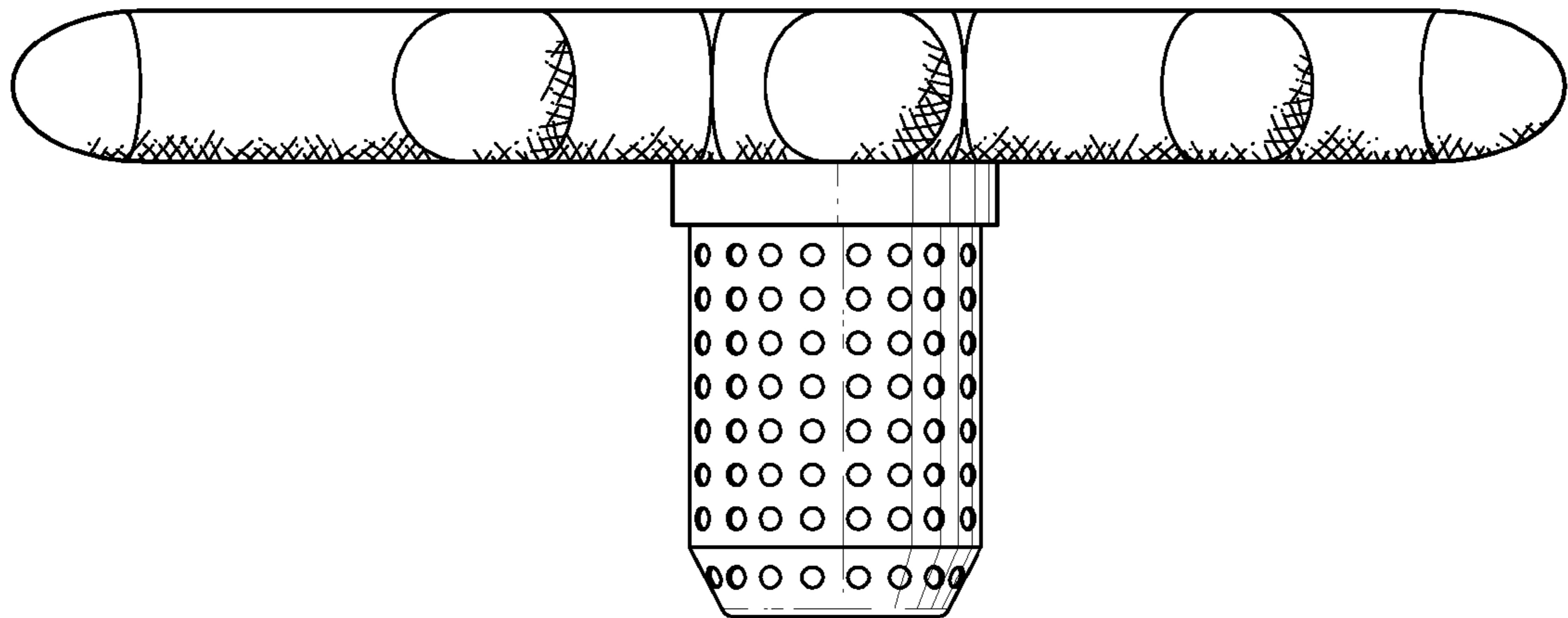


FIG. 5

