



US00D615686S

(12) **United States Design Patent**
Chen

(10) **Patent No.:** **US D615,686 S**

(45) **Date of Patent:** **** May 11, 2010**

(54) **SOLAR LIGHT**

(75) Inventor: **Chi Gon Chen**, Guang Zhou (CN)

(73) Assignee: **International Development LLC**,
Roanoke, TX (US)

(**) Term: **14 Years**

(21) Appl. No.: **29/340,719**

(22) Filed: **Jul. 23, 2009**

(51) **LOC (9) Cl.** **26-05**

(52) **U.S. Cl.** **D26/68**

(58) **Field of Classification Search** D26/67-71,
D26/85, 128; 362/152, 153, 153.1, 180,
362/183, 431, 653

See application file for complete search history.

(56) **References Cited**

U.S. PATENT DOCUMENTS

D46,955 S *	2/1915	Mohr	D26/67
D98,394 S *	1/1936	Gosling	D26/67
D209,394 S *	11/1967	deMan	D26/67
D249,819 S *	10/1978	Asaki	D26/67
D305,156 S *	12/1989	Maddock	D26/67
D471,662 S *	3/2003	Sooferian	D26/67
D476,768 S *	7/2003	Sooferian	D26/67

D528,692 S *	9/2006	Chen	D26/67
D548,870 S *	8/2007	Richmond	D26/67
D554,784 S *	11/2007	Krieger et al.	D26/67
D557,850 S *	12/2007	Chen	D26/67
D606,225 S *	12/2009	Chen	D26/67
D606,695 S *	12/2009	Chen	D26/67

* cited by examiner

Primary Examiner—Clare E Heflin

(74) *Attorney, Agent, or Firm*—David W. Carstens; Carstens & Cahoon, LLP

(57) **CLAIM**

The ornamental design for a solar light, as shown and described.

DESCRIPTION

FIG. 1 is a front perspective view of the solar light of the present invention;

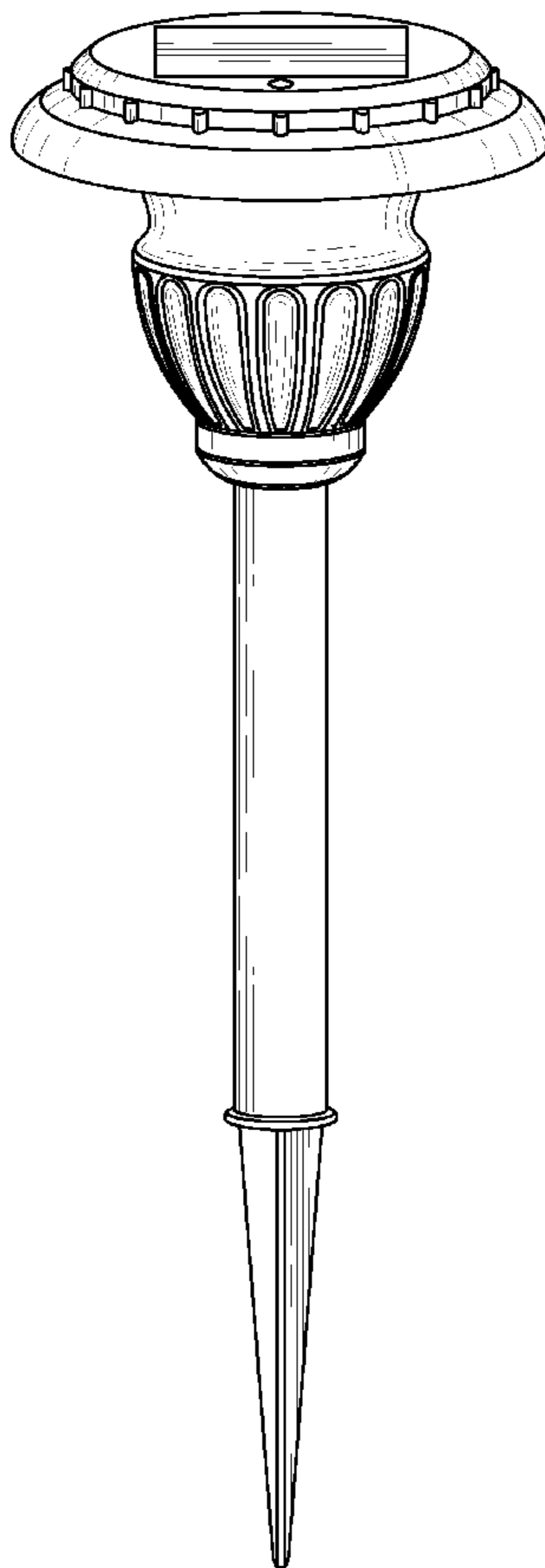
FIG. 2 is a front elevation thereof, the rear elevation view being a mirror image thereof;

FIG. 3 is a right side elevation view, the left side elevation view being a mirror image thereof;

FIG. 4 is a bottom plan view thereof; and,

FIG. 5 is a top plan view thereof.

1 Claim, 2 Drawing Sheets



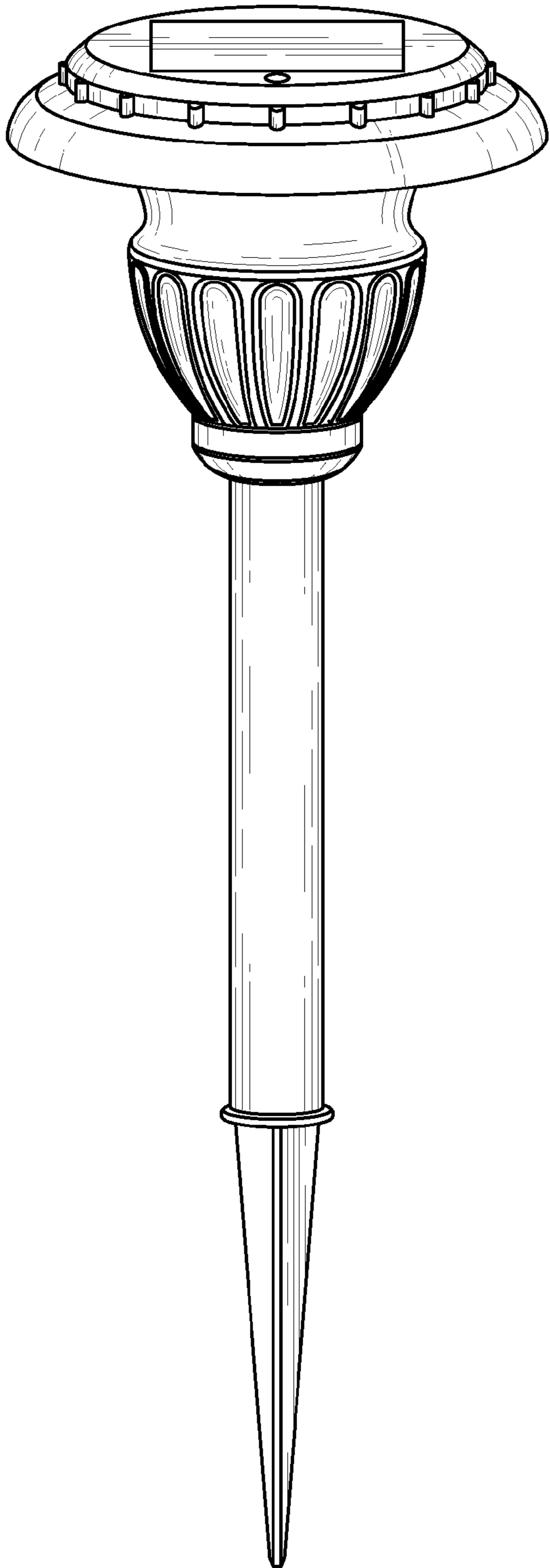


FIG. 1

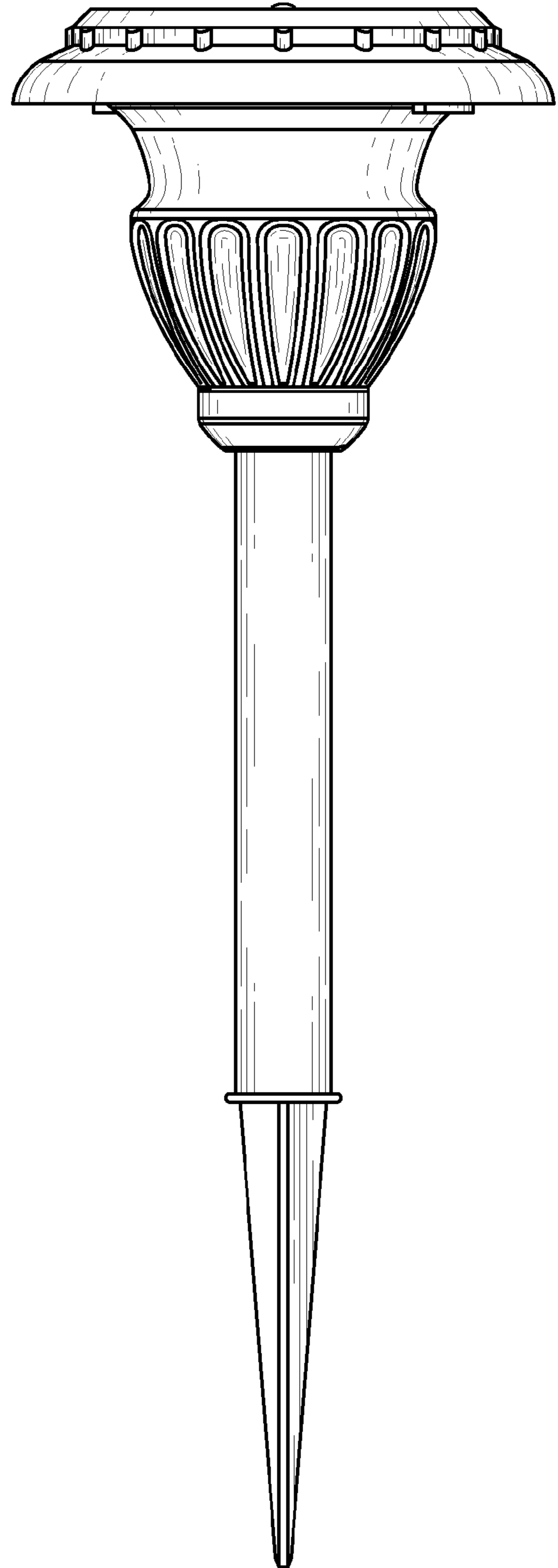


FIG. 2

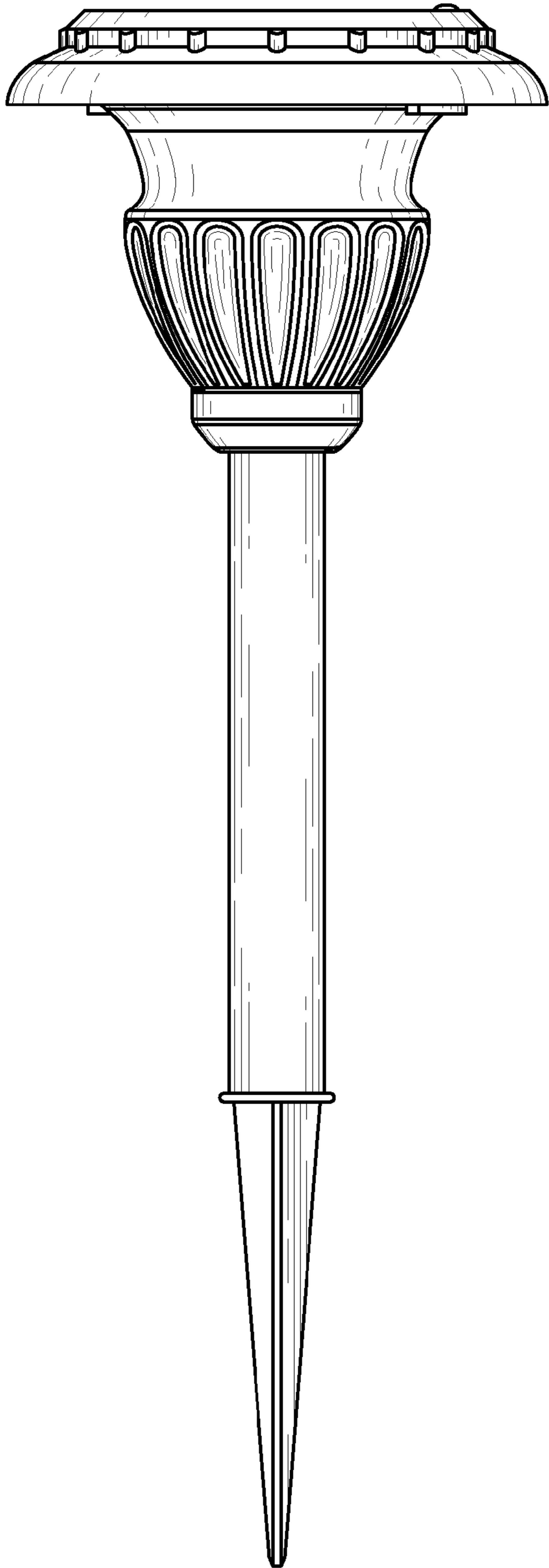


FIG. 3




FIG. 4

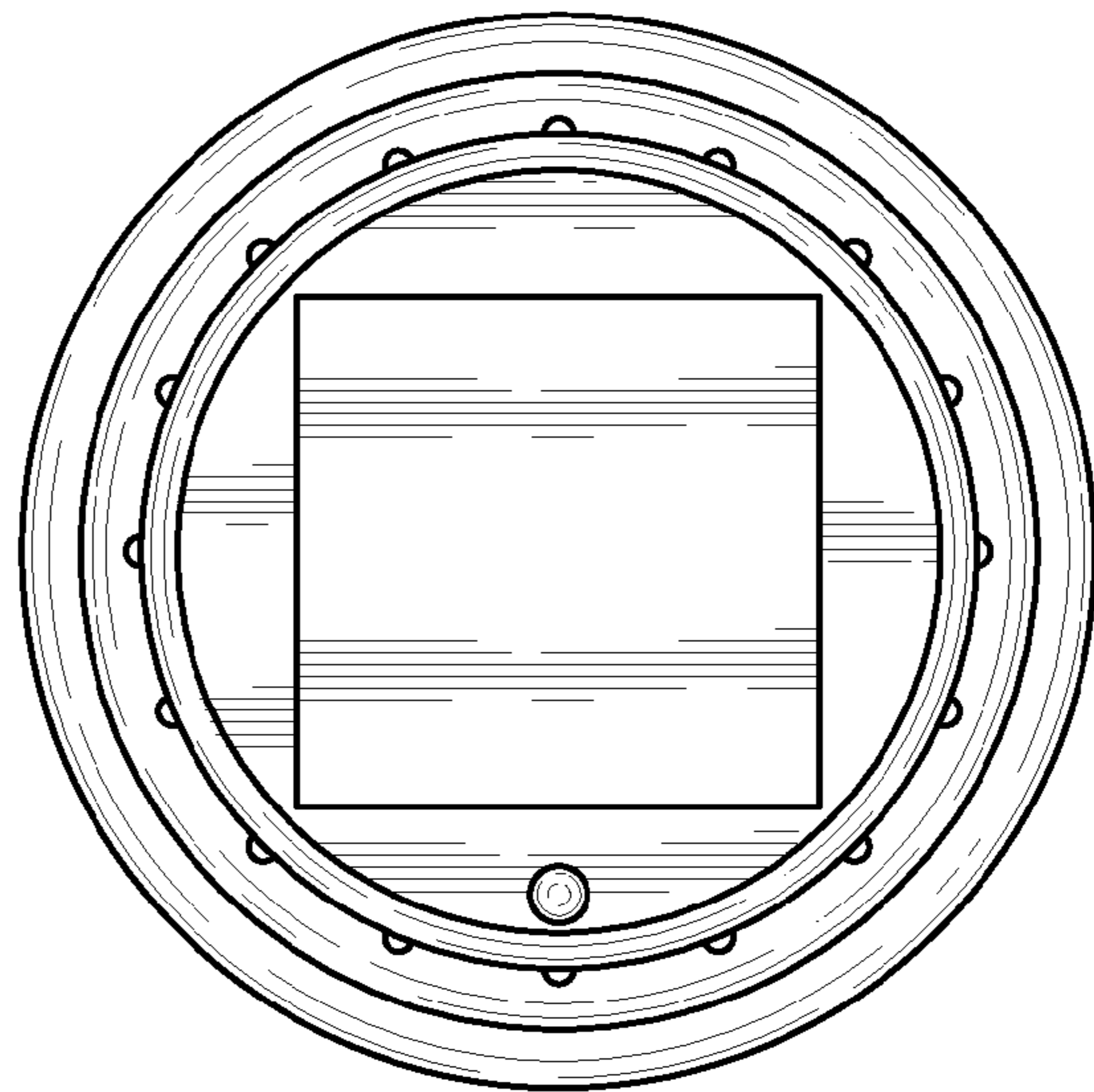


FIG. 5