



US00D615684S

(12) **United States Design Patent**
Chen

(10) **Patent No.:** **US D615,684 S**

(45) **Date of Patent:** **** May 11, 2010**

(54) **SOLAR LIGHT**

(75) Inventor: **Chi Gon Chen**, Guang Zhou (CN)

(73) Assignee: **International Development LLC**,
Roanoke, TX (US)

(**) Term: **14 Years**

(21) Appl. No.: **29/337,912**

(22) Filed: **Jun. 1, 2009**

(51) **LOC (9) Cl.** **26-06**

(52) **U.S. Cl.** **D26/68**

(58) **Field of Classification Search** D26/67-71,
D26/85, 128; 362/152, 153, 153.1, 180,
362/183, 431, 653

See application file for complete search history.

(56) **References Cited**

U.S. PATENT DOCUMENTS

D153,247 S *	3/1949	Winters	D26/68
D187,617 S *	4/1960	Mole	D26/67
D226,778 S *	4/1973	Breed et al.	D26/67
D238,961 S *	2/1976	Friberg	D26/67
D312,889 S *	12/1990	Swadell	D26/68
D322,584 S *	12/1991	Kawashima et al.	D26/68
D327,750 S *	7/1992	Klaus	D26/68

D443,941 S *	6/2001	Boeckley	D26/67
D497,021 S *	10/2004	Pu	D26/67
7,188,967 B2 *	3/2007	Dalton et al.	362/153
D541,968 S *	5/2007	Tortel	D26/67

* cited by examiner

Primary Examiner—Clare E Heflin

(74) *Attorney, Agent, or Firm*—David W. Carstens;
Carstens & Cahoon, LLP

(57) **CLAIM**

The ornamental design for a solar light, as shown and described.

DESCRIPTION

FIG. 1 is a perspective view of the solar light of the present invention;

FIG. 2 is a front elevation view thereof;

FIG. 3 is a rear elevation view thereof;

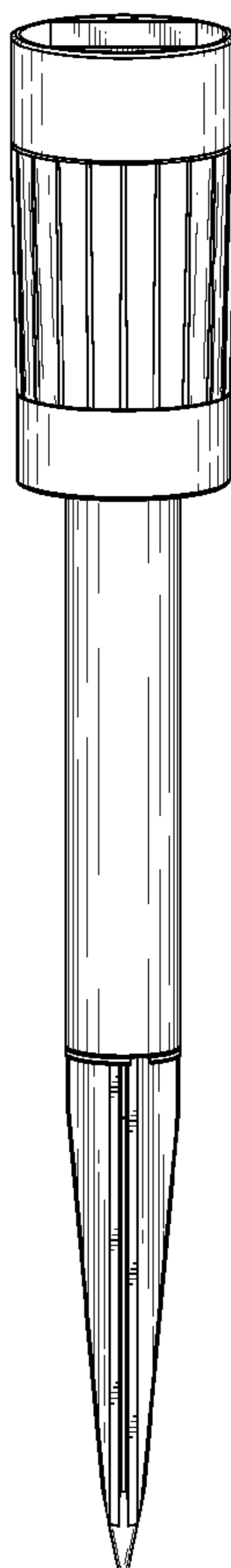
FIG. 4 is a left side elevation view thereof;

FIG. 5 is a right side elevation view thereof;

FIG. 6 is a top plan view thereof; and,

FIG. 7 is a bottom plan view thereof.

1 Claim, 3 Drawing Sheets



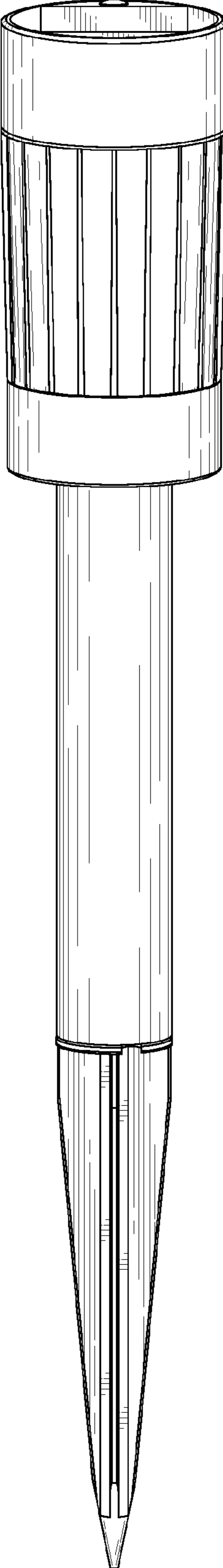


FIG. 1

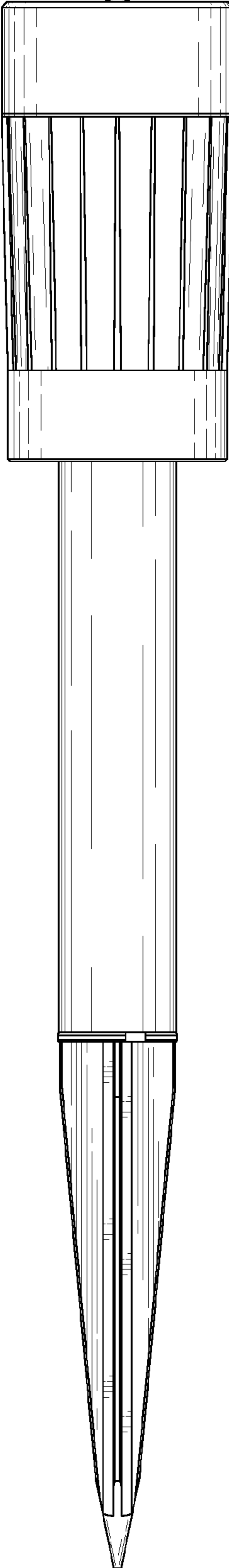


FIG. 2

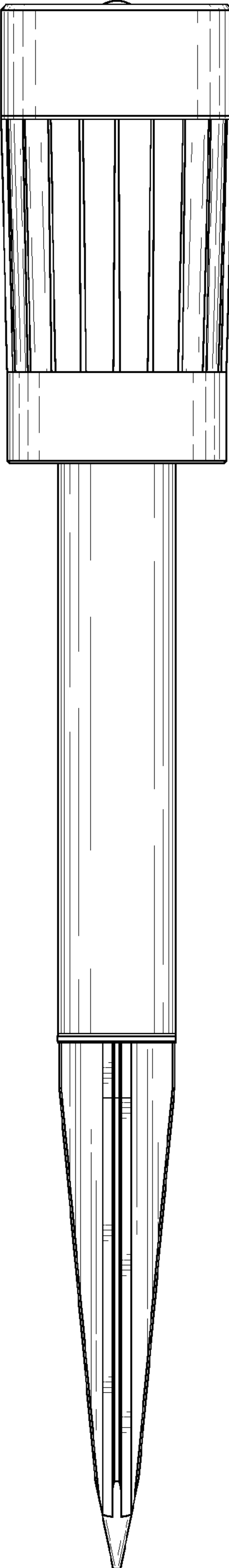


FIG. 3

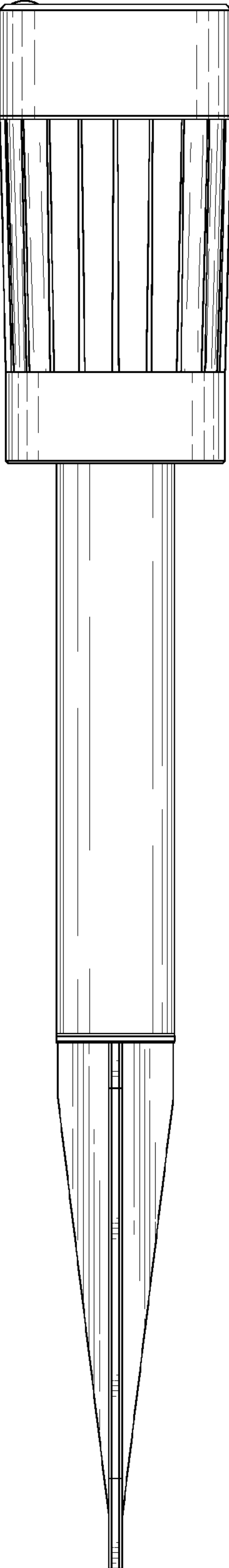


FIG. 4

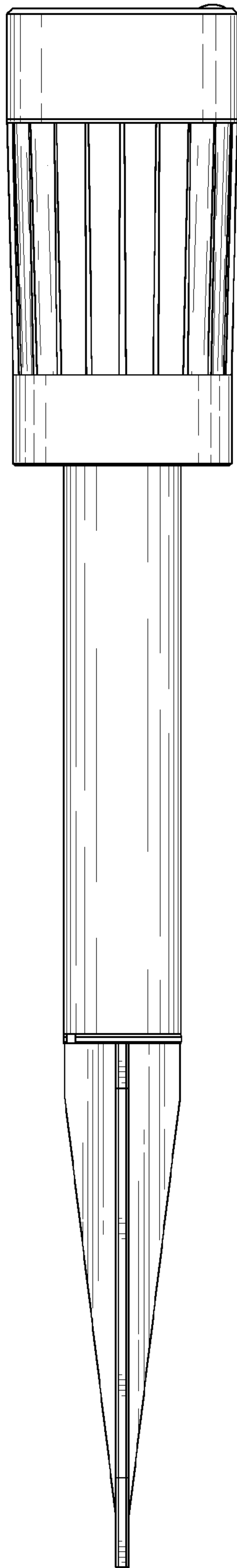


FIG. 5

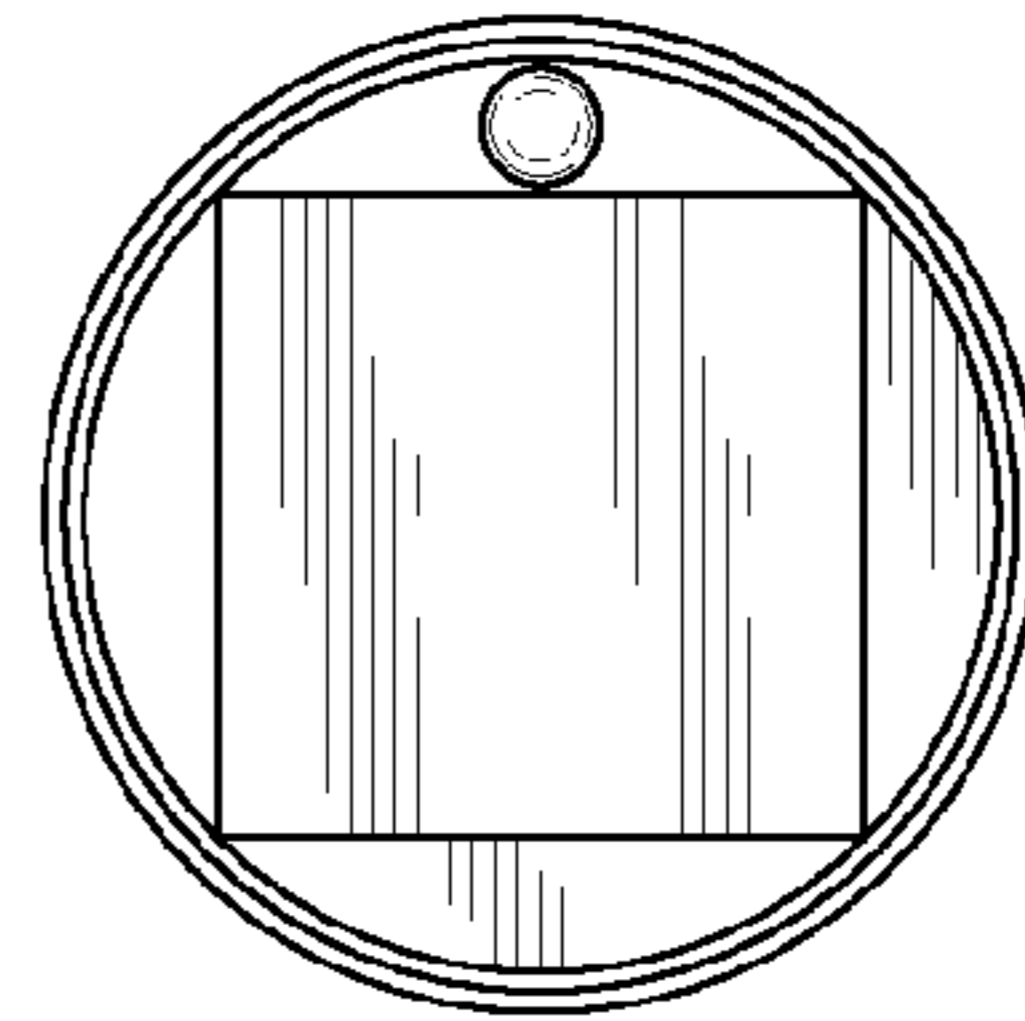


FIG. 6

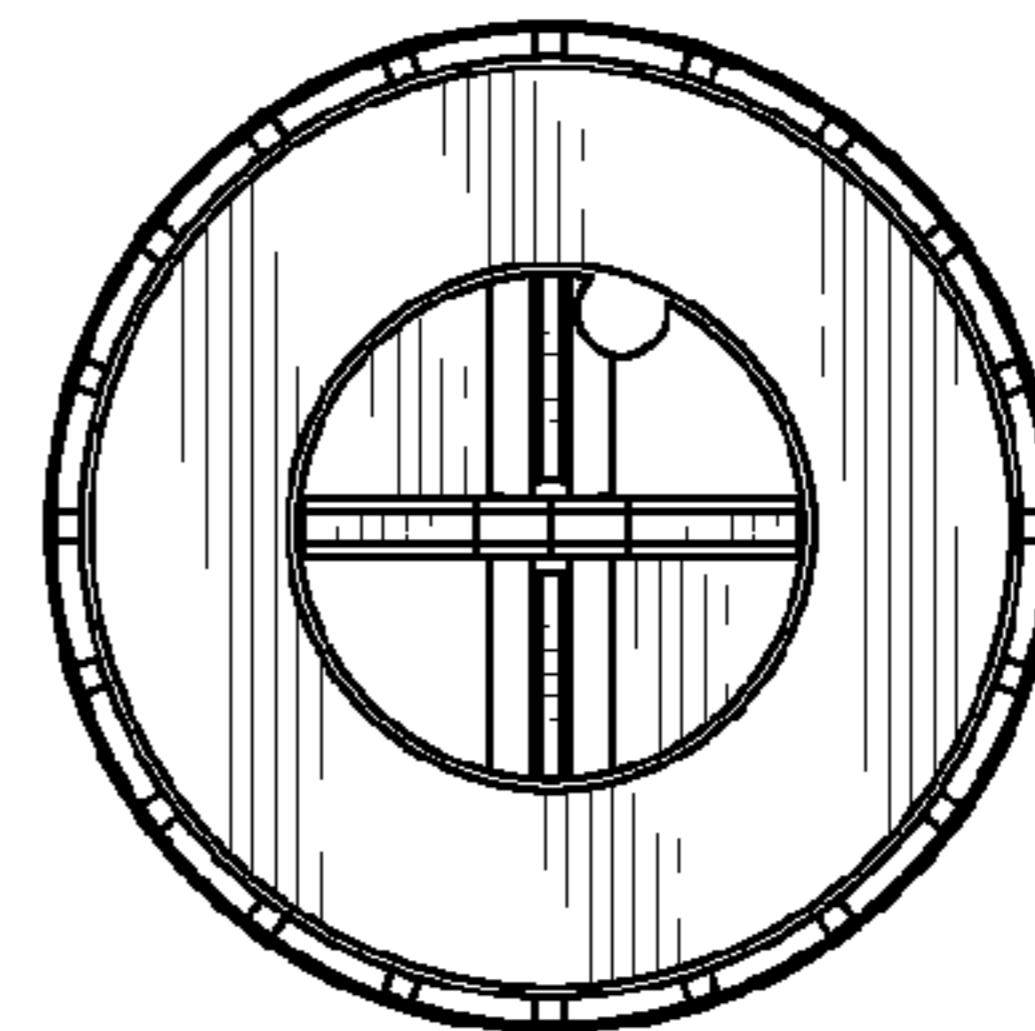


FIG. 7