



US00D615670S

(12) **United States Design Patent**
Cochrane

(10) **Patent No.:** **US D615,670 S**

(45) **Date of Patent:** **** May 11, 2010**

(54) **FENCE PANEL**

7,090,201 B2 * 8/2006 Brucker 256/24

(75) Inventor: **Richard Bruce Cochrane**, Spartan (ZA)

* cited by examiner

(73) Assignee: **Cochrane Steel Products (Pty) Ltd**
(ZA)

Primary Examiner—Doris Clark
(74) *Attorney, Agent, or Firm*—Tutunjian & Bitetto, P.C.

(**) Term: **14 Years**

(57) **CLAIM**

(21) Appl. No.: **29/344,910**

The ornamental design for a fence panel, as shown and described.

(22) Filed: **Oct. 6, 2009**

(51) **LOC (9) Cl.** **25-01**

(52) **U.S. Cl.** **D25/119; D25/45**

(58) **Field of Classification Search** D25/38,
D25/42, 43, 45, 119; 256/24, 45, 33, 73,
256/5, 21, 32

See application file for complete search history.

DESCRIPTION

FIG. 1 is a front view of a fence panel, the length and height of which can vary, of the invention;

FIG. 2 is a plan view of the fence panel in FIG. 1;

FIG. 3 is a view from one side of the fence panel of FIG. 1;

FIG. 4 is a view from an opposing side of the fence panel of FIG. 1;

FIG. 5 is a view from a rear side of the fence panel of FIG. 1;

FIG. 6 is a view from the bottom of the fence panel of FIG. 1; and,

FIG. 7 is a rear perspective view of the fence panel of FIG. 1.

(56) **References Cited**

U.S. PATENT DOCUMENTS

3,204,606	A *	9/1965	Parr et al.	119/514
4,111,399	A *	9/1978	Hutchison, III	256/32
D489,136	S *	4/2004	Schwartz et al.	D25/45
6,851,661	B1 *	2/2005	Penning	256/59
6,966,547	B2 *	11/2005	Colliander	256/32

1 Claim, 3 Drawing Sheets

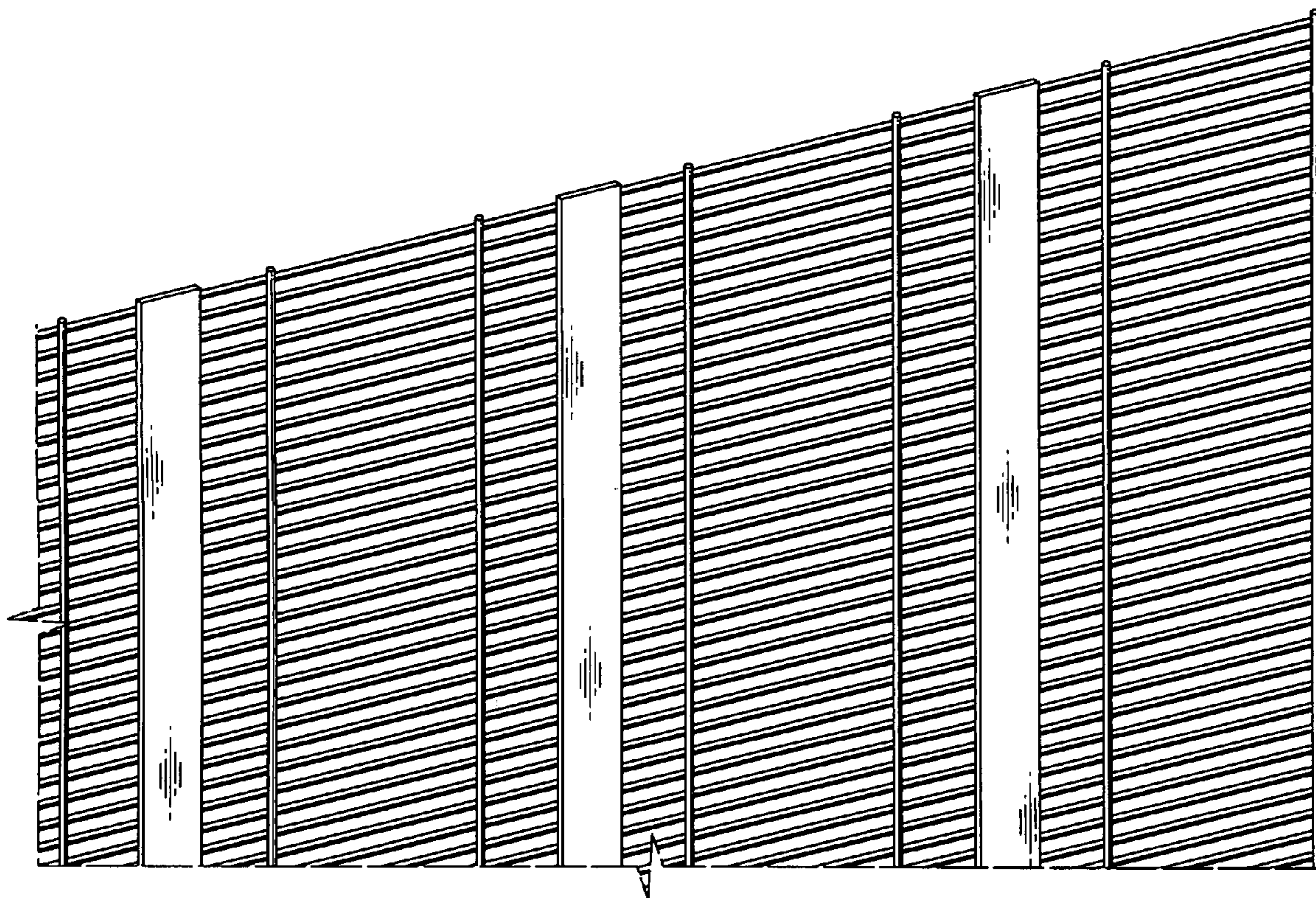




FIG. 3




FIG. 1



FIG. 2



FIG. 4




FIG. 5



FIG. 6

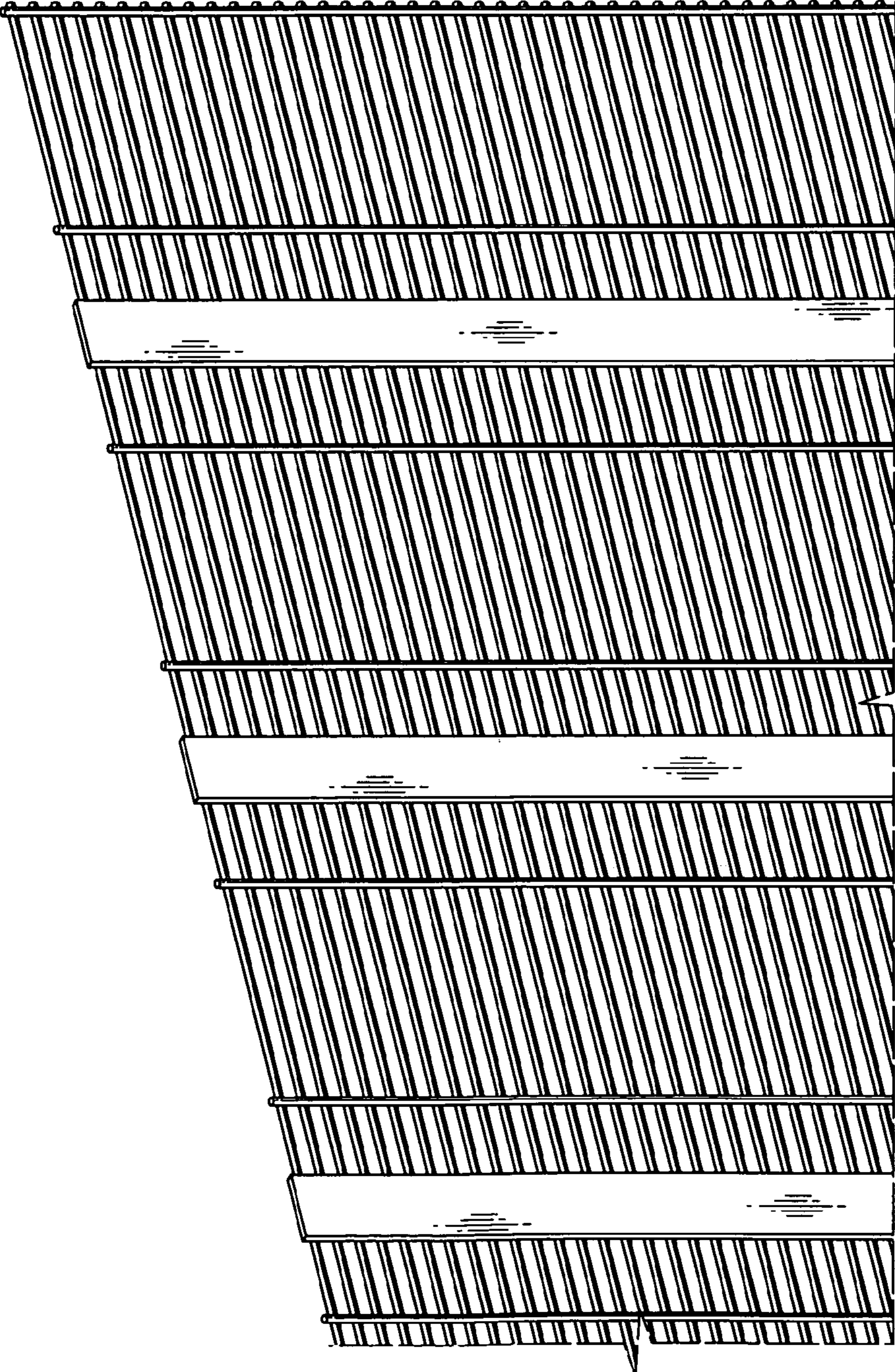


FIG. 7