



US00D615663S

(12) **United States Design Patent**
Nan

(10) **Patent No.:** **US D615,663 S**

(45) **Date of Patent:** **** May 11, 2010**

(54) **MESSAGE APPARATUS**

(75) Inventor: **Simon Siu Man Nan**, Ontario (CA)

(73) Assignee: **Nanma Manufacturing, Co, Ltd.**, Hong Kong (HK)

(**) Term: **14 Years**

(21) Appl. No.: **29/337,968**

(22) Filed: **Jun. 2, 2009**

(51) **LOC (9) Cl.** **28-03**

(52) **U.S. Cl.** **D24/215**

(58) **Field of Classification Search** D24/200,
D24/214, 211, 215; 600/38, 39; 601/46,
601/101, 87, 84, 80, 70, 67, 78, 85

See application file for complete search history.

(56) **References Cited**

U.S. PATENT DOCUMENTS

D346,219 S *	4/1994	Fardigh	D24/133
D496,333 S *	9/2004	Nan	D13/103
D536,797 S *	2/2007	Klearman et al.	D24/215
D546,465 S *	7/2007	Wu	D24/215
D546,959 S *	7/2007	Wu	D24/215
D603,523 S *	11/2009	Nan et al.	D24/215
D606,207 S *	12/2009	Nan et al.	D24/215
2008/0207990 A1 *	8/2008	Nan	600/38
2009/0093673 A1 *	4/2009	Lee	600/38

* cited by examiner

Primary Examiner—Cathron C Brooks

Assistant Examiner—Melanie Levy

(74) *Attorney, Agent, or Firm*—Polsinelli Shughart PC

(57) **CLAIM**

The ornamental design for a massage apparatus, as shown and described.

DESCRIPTION

FIG. 1 is a front perspective view of the massage apparatus, showing my new design.

FIG. 2 is a front elevation view of the massage apparatus of FIG. 1;

FIG. 3 is a rear elevation view of the massage apparatus of FIG. 1;

FIG. 4 is a right side elevation view of the massage apparatus of FIG. 1;

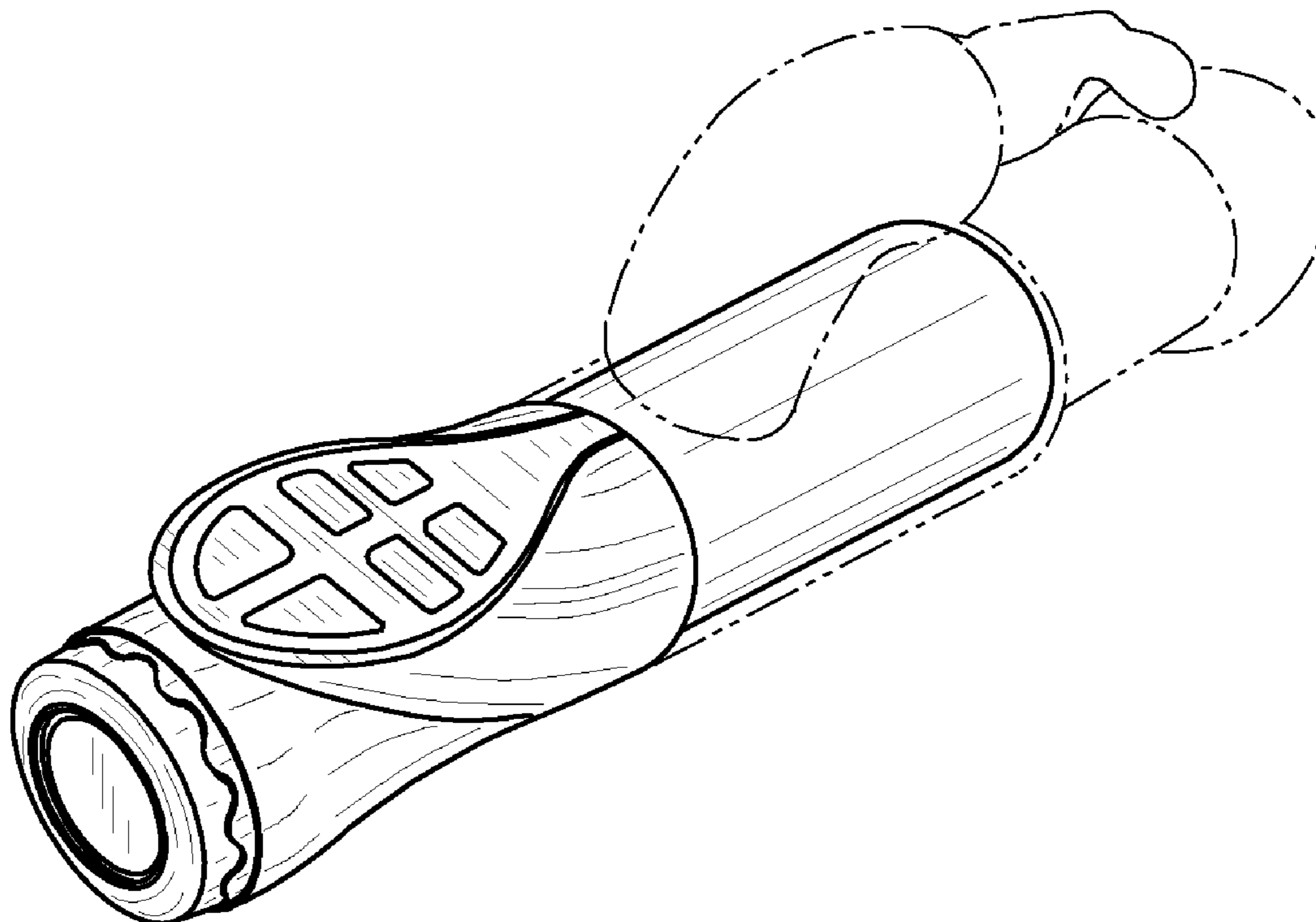
FIG. 5 is a left side elevation view of the massage apparatus of FIG. 1;

FIG. 6 is a top plan view of the massage apparatus of FIG. 1; and,

FIG. 7 is a bottom plan view of the massage apparatus of FIG. 1.

In FIGS. 1–7, the features of the massage apparatus shown in phantom lines are for illustrative purposes only and do not constitute a part of the claimed design.

1 Claim, 2 Drawing Sheets



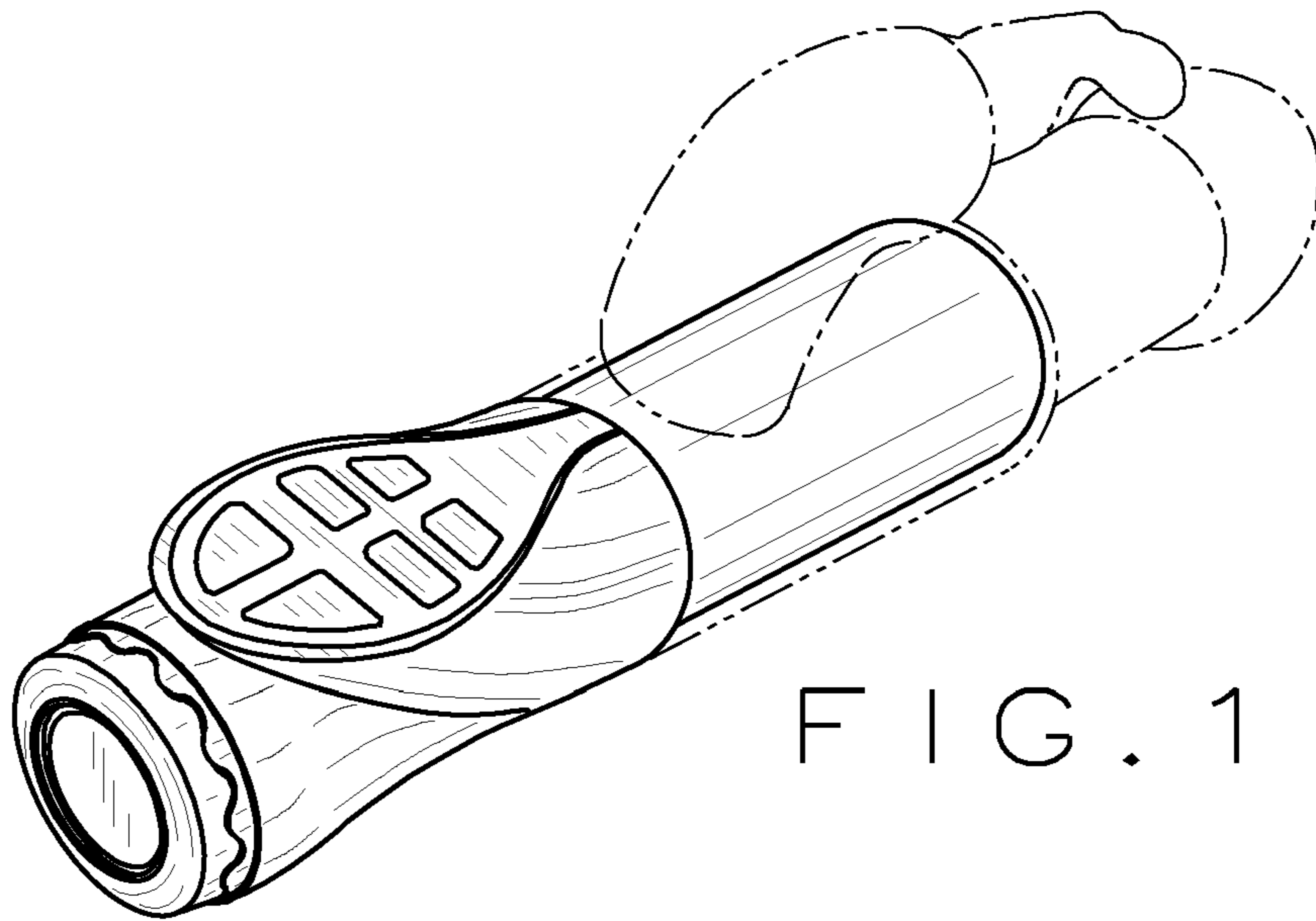


FIG. 1

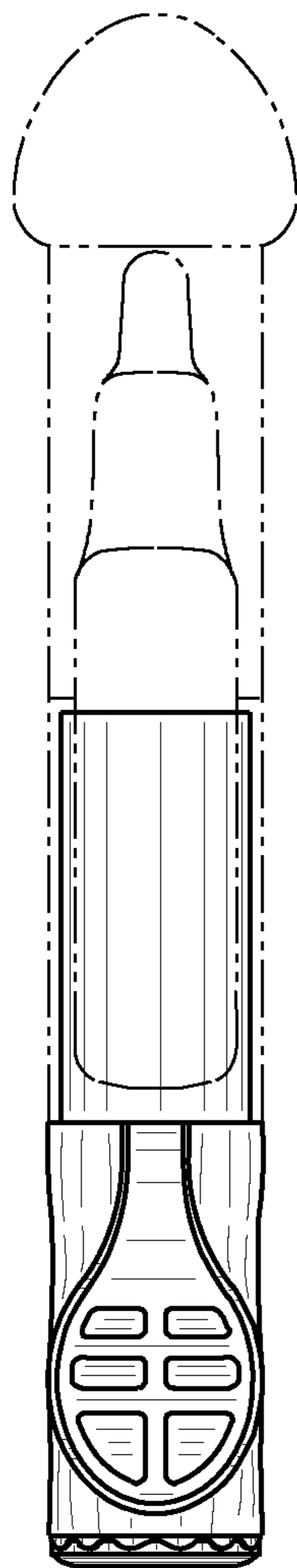


FIG. 2

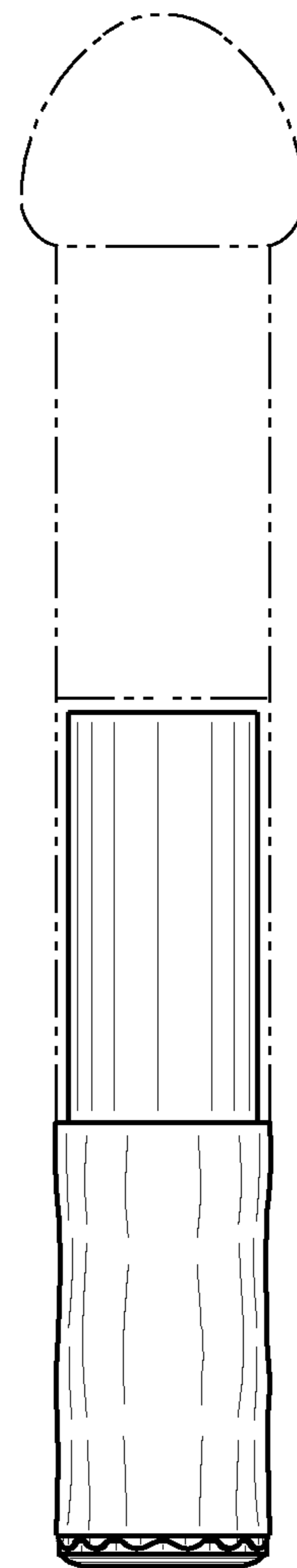


FIG. 3

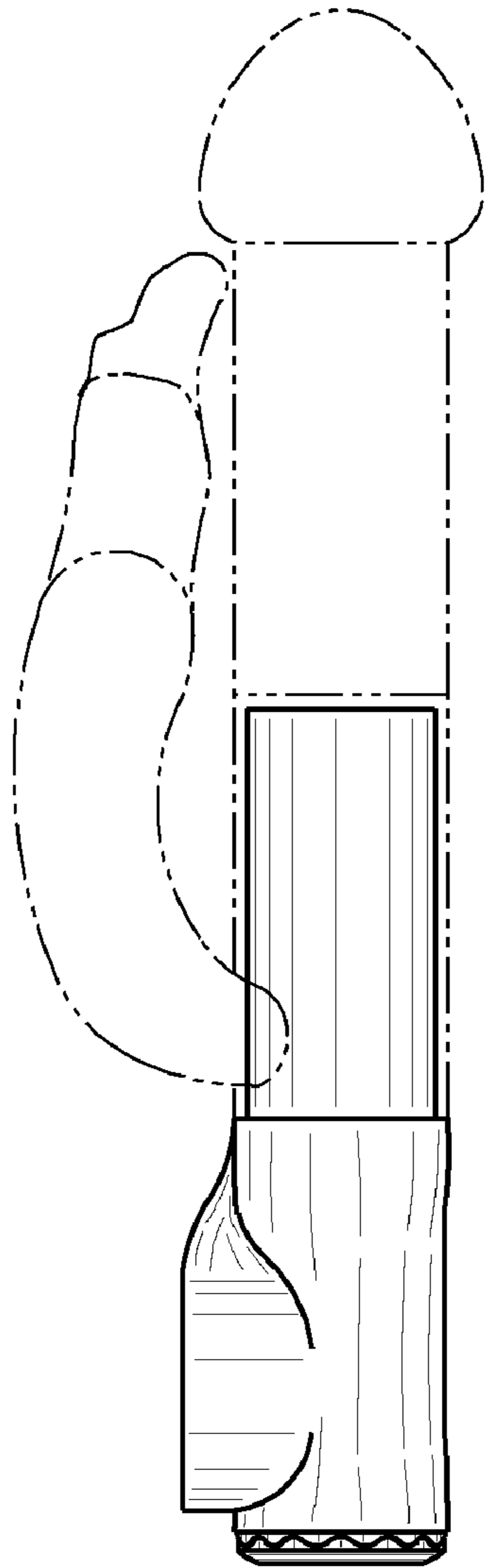


FIG. 4

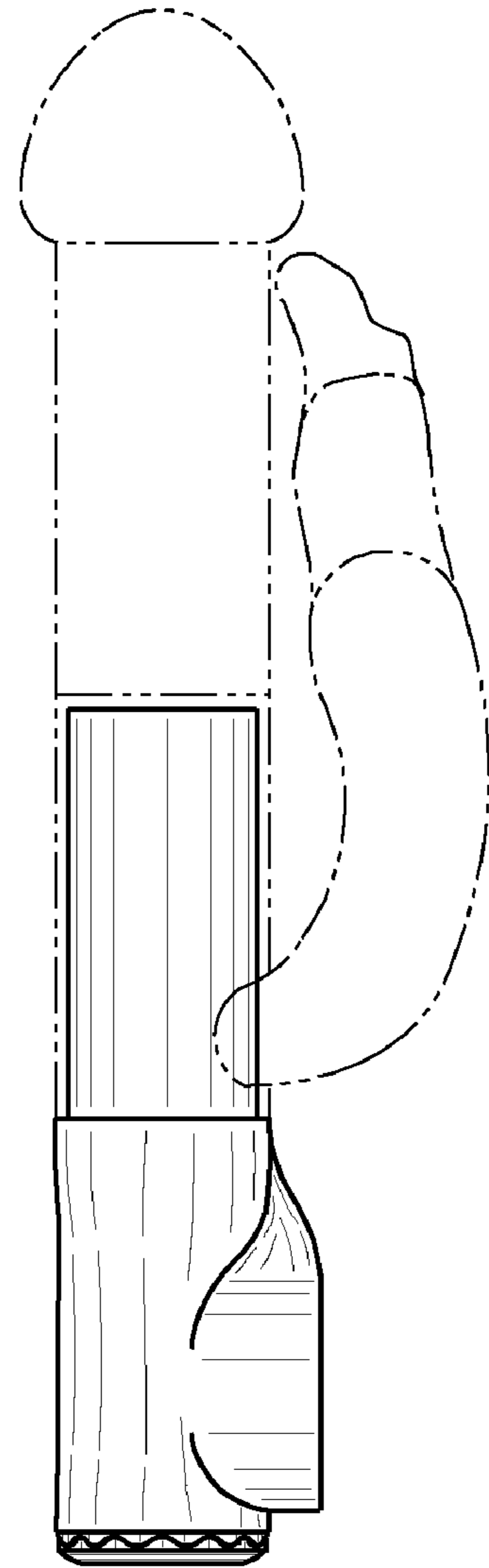


FIG. 5




FIG. 6

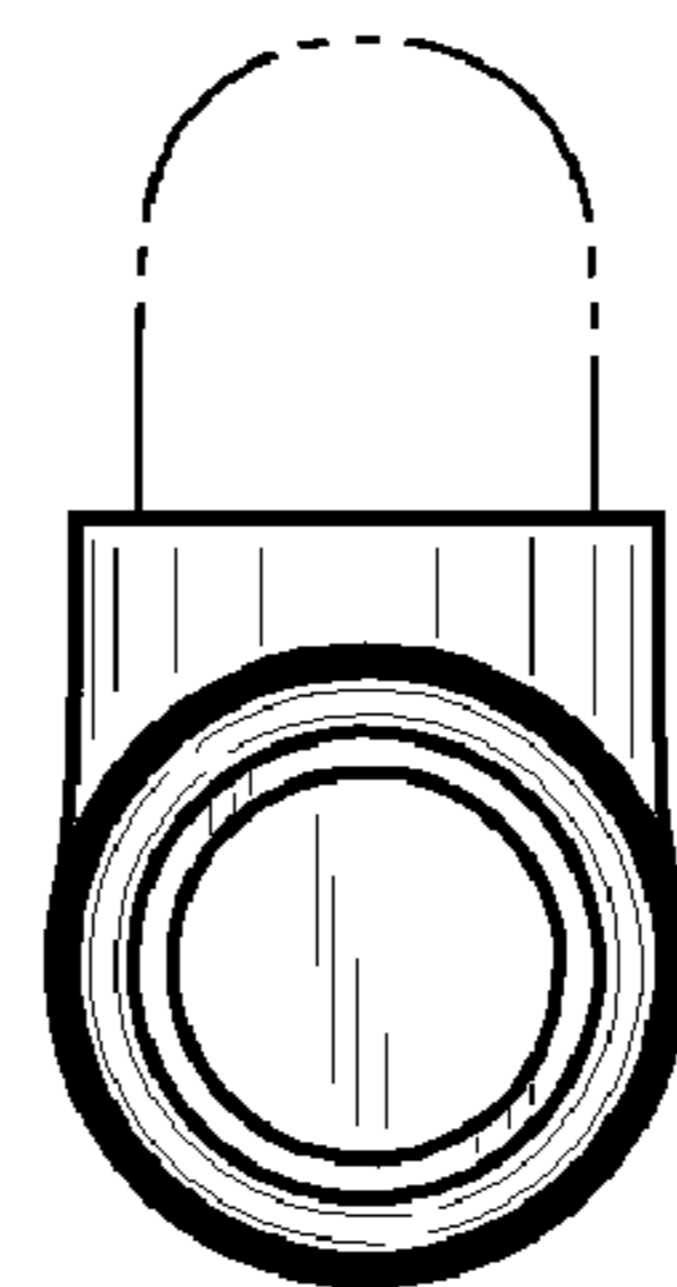


FIG. 7