



US00D615662S

(12) **United States Design Patent**
Turner

(10) **Patent No.:** **US D615,662 S**

(45) **Date of Patent:** **** May 11, 2010**

(54) **PERSONAL THERAPY DEVICE**

(76) Inventor: **Thomas W Turner**, 309 Beech Trail,
Powell, OH (US) 43065

(**) Term: **14 Years**

(21) Appl. No.: **29/339,822**

(22) Filed: **Jul. 8, 2009**

(51) **LOC (9) Cl.** **28-03**

(52) **U.S. Cl.** **D24/200**

(58) **Field of Classification Search** D24/200,
D24/183, 206, 207, 211, 215; D6/502; 601/18,
601/46, 49, 86, 98, 99, 101, 116, 136
See application file for complete search history.

(56) **References Cited**

U.S. PATENT DOCUMENTS

D253,790 S	*	12/1979	Grube	D24/215
D269,376 S	*	6/1983	Nakao et al.	D24/211
D305,458 S	*	1/1990	Wang	D24/215
D312,694 S	*	12/1990	Yanazaki	D24/215
D352,555 S	*	11/1994	Hsieh	D24/213
D373,425 S	*	9/1996	Palmisano et al.	D24/211
D385,360 S	*	10/1997	Benaron	D24/215
D387,871 S	*	12/1997	Childs et al.	D24/211
D492,791 S	*	7/2004	Alexander	D24/211
6,907,624 B2	*	6/2005	Wang et al.	4/606
D511,213 S	*	11/2005	Hasegawa	D24/200

7,014,620 B2 * 3/2006 Kim 601/99

* cited by examiner

Primary Examiner—Prabhakar Deshmukh

Assistant Examiner—Derrick Holland

(74) *Attorney, Agent, or Firm*—Stanley Law Group LLP

(57) **CLAIM**

The ornamental design for personal therapy device, as shown and described.

DESCRIPTION

FIG. 1 is an assembled perspective view of a personal therapy device showing my new design;

FIG. 2 is an exploded perspective view of FIG. 1 showing the upper and bottom parts in a separated condition;

FIG. 3 is a top plan view of the upper part, the bottom view thereof being non-ornamented;

FIG. 4 is a top plan view of the lower part, the bottom view thereof being non-ornamented;

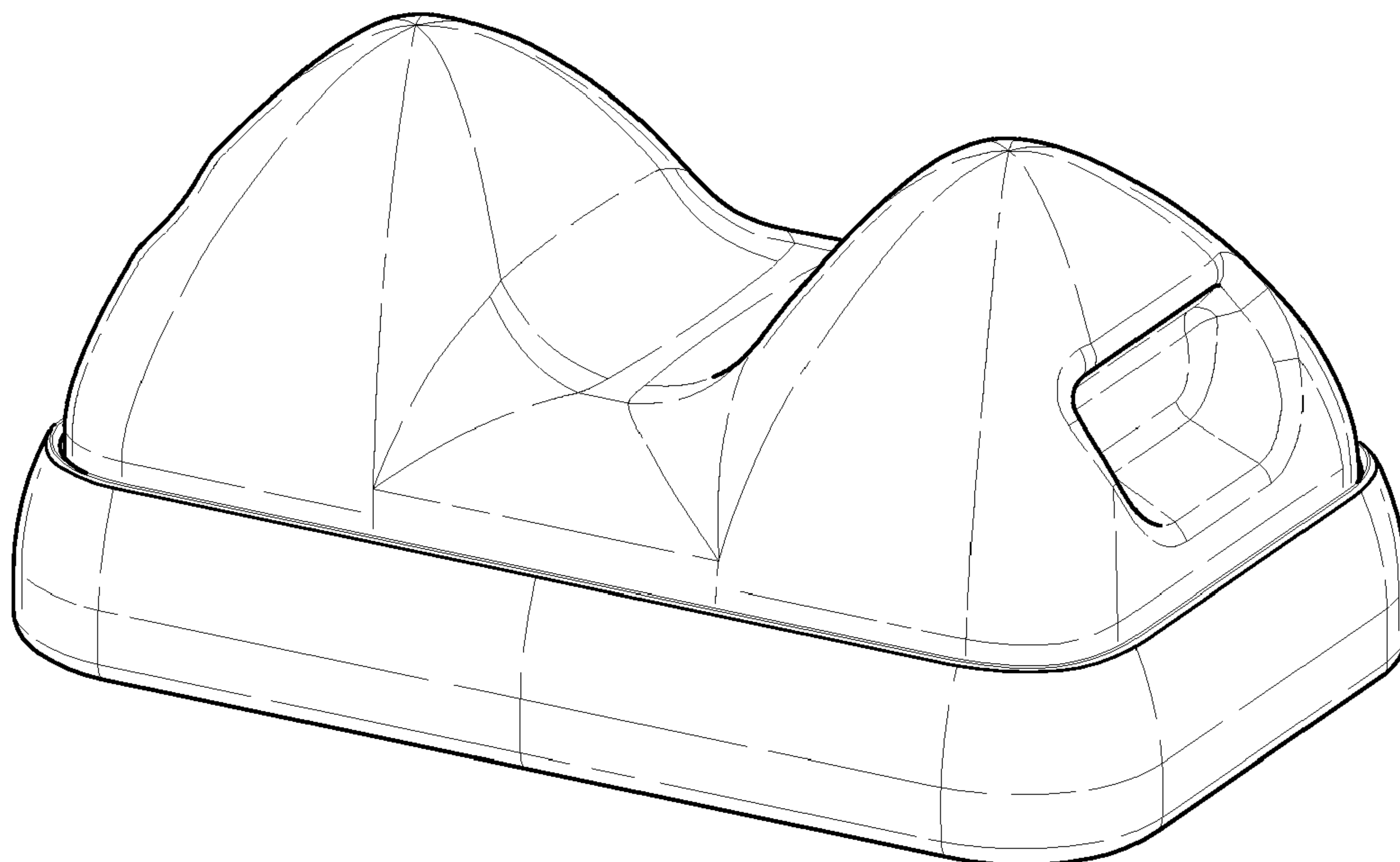
FIG. 5 is a left side elevation view of the upper part, the right side view being a mirror image thereof;

FIG. 6 is a left side elevation view of the lower part, the right side view being a mirror image thereof;

FIG. 7 is a front elevation view of the upper part, the rear view being a mirror image thereof; and,

FIG. 8 is a front elevation view of the lower part, the rear view being a mirror image thereof.

1 Claim, 5 Drawing Sheets



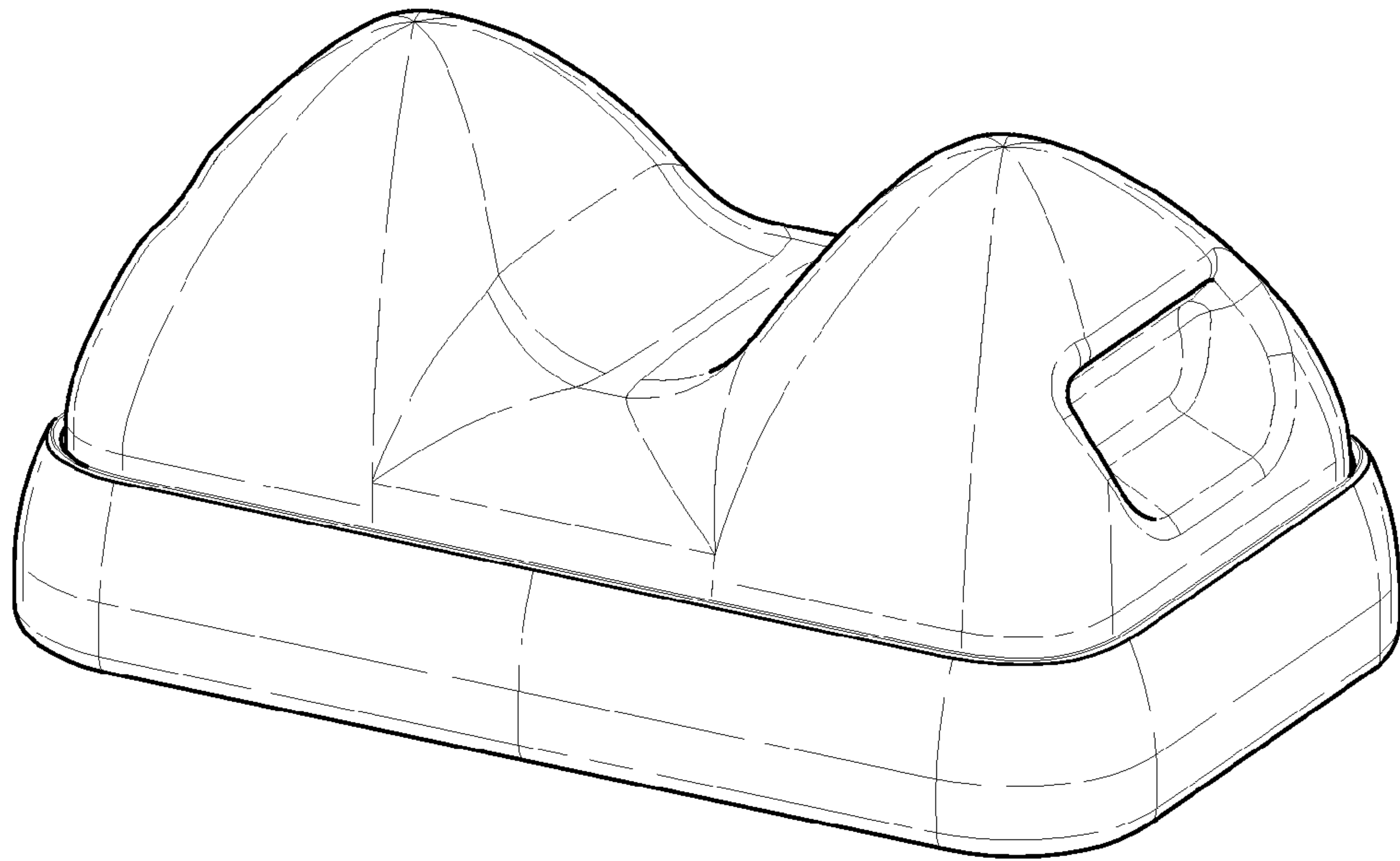


FIG-1

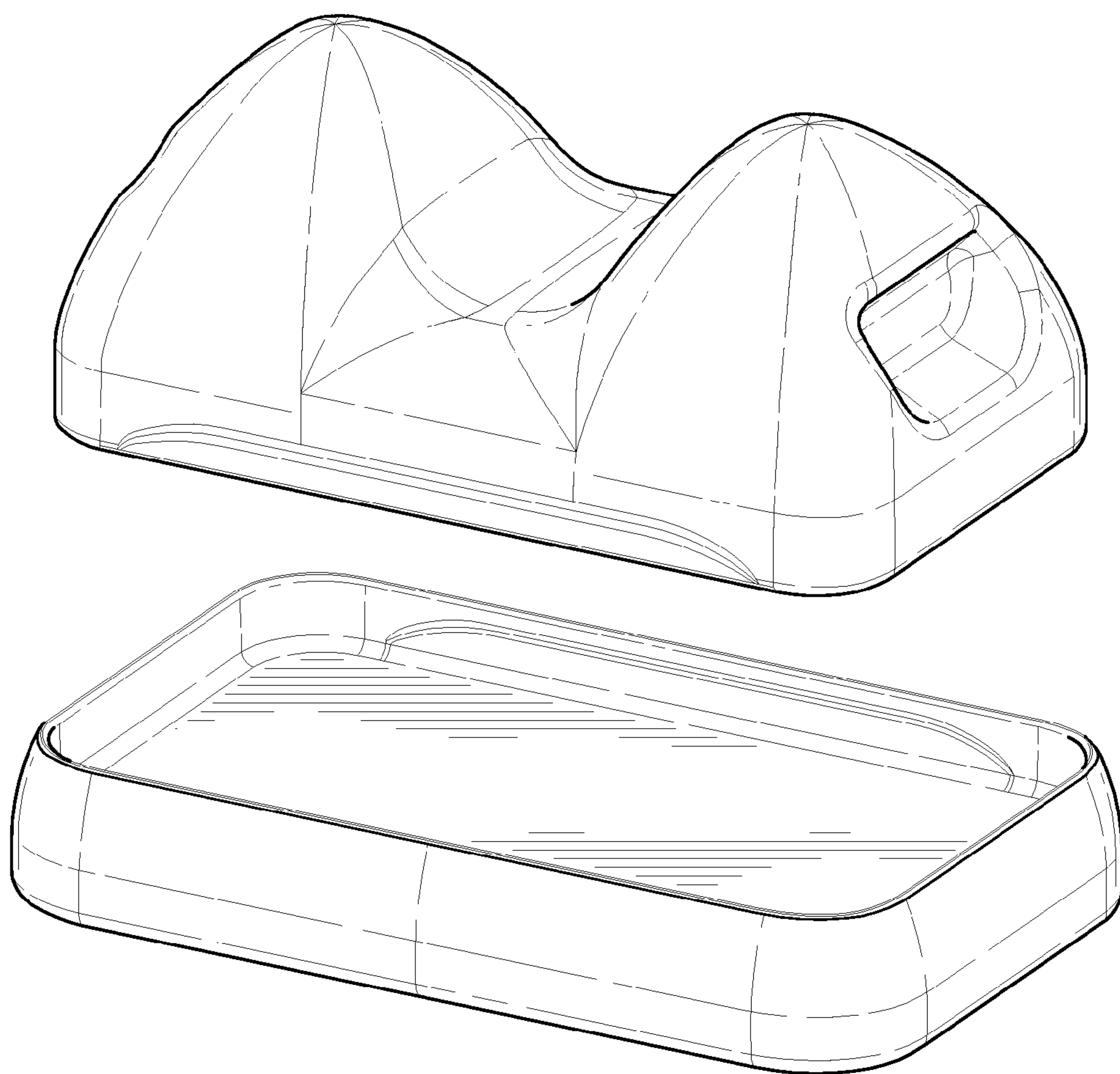


FIG-2

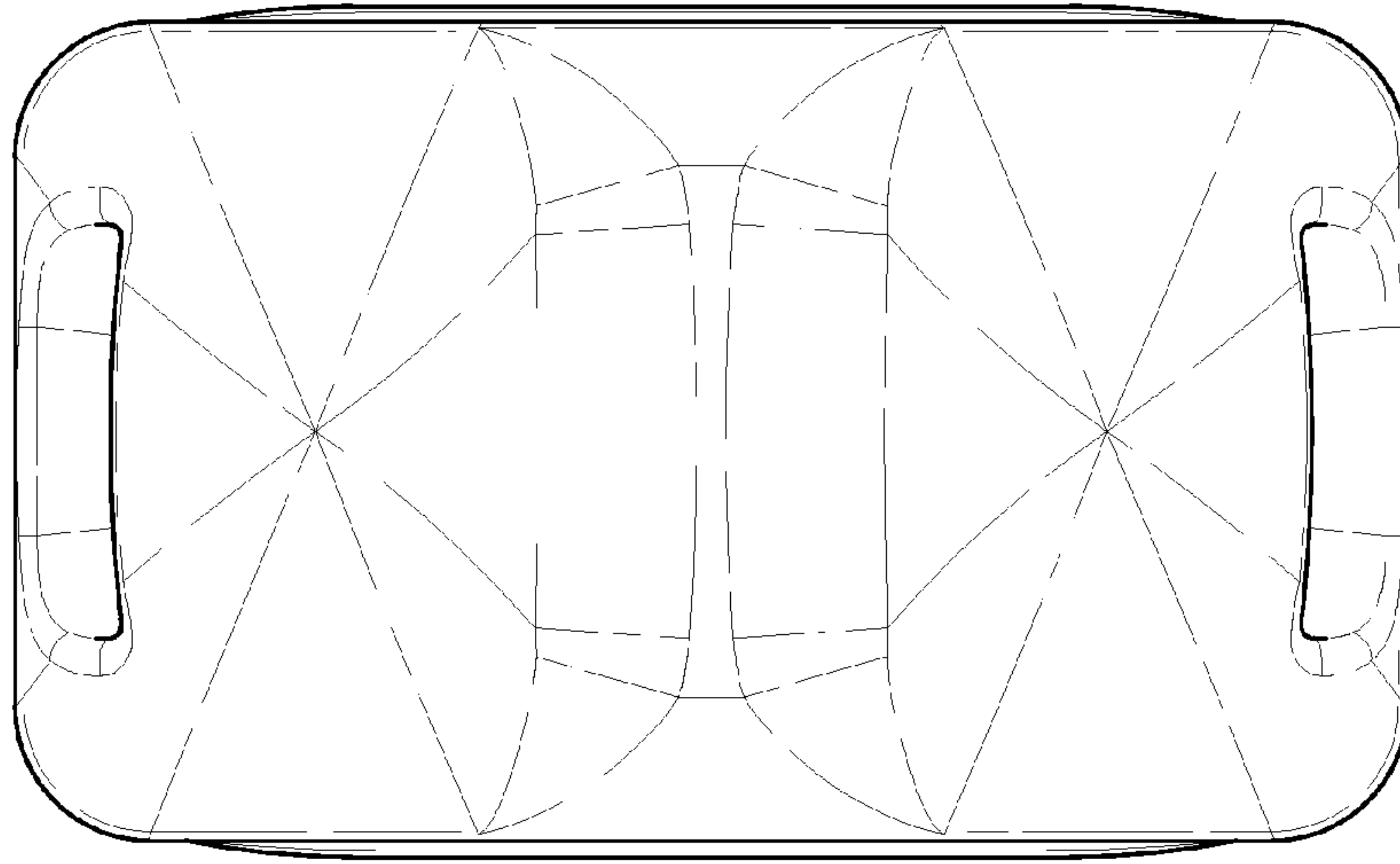


FIG-3




FIG-4

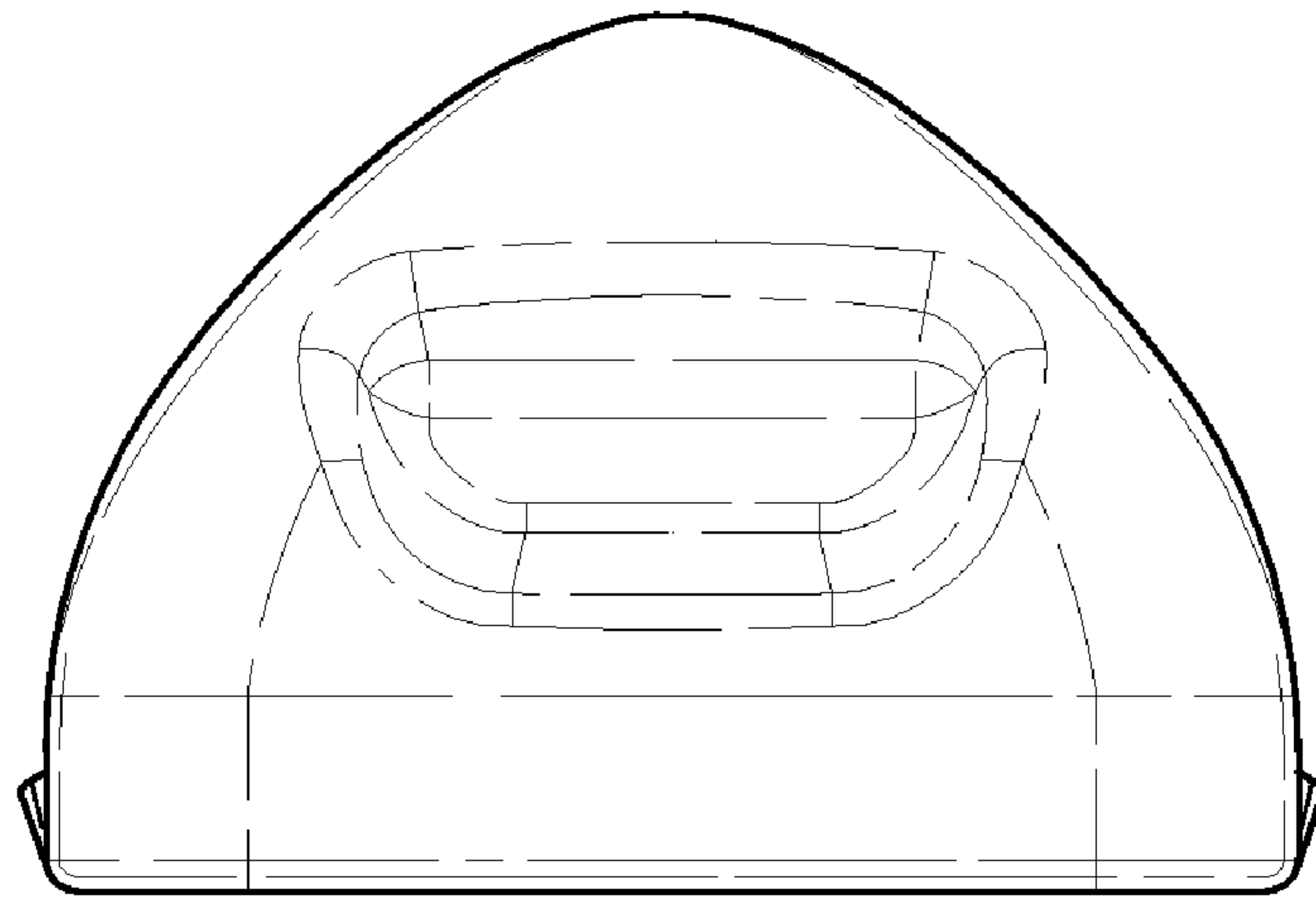


FIG-5

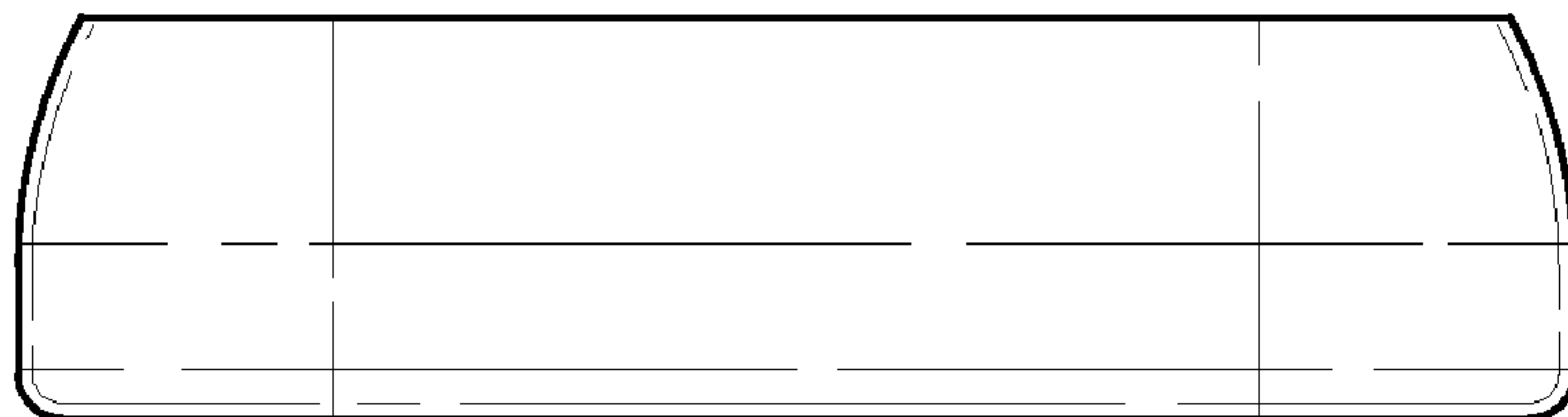


FIG-6

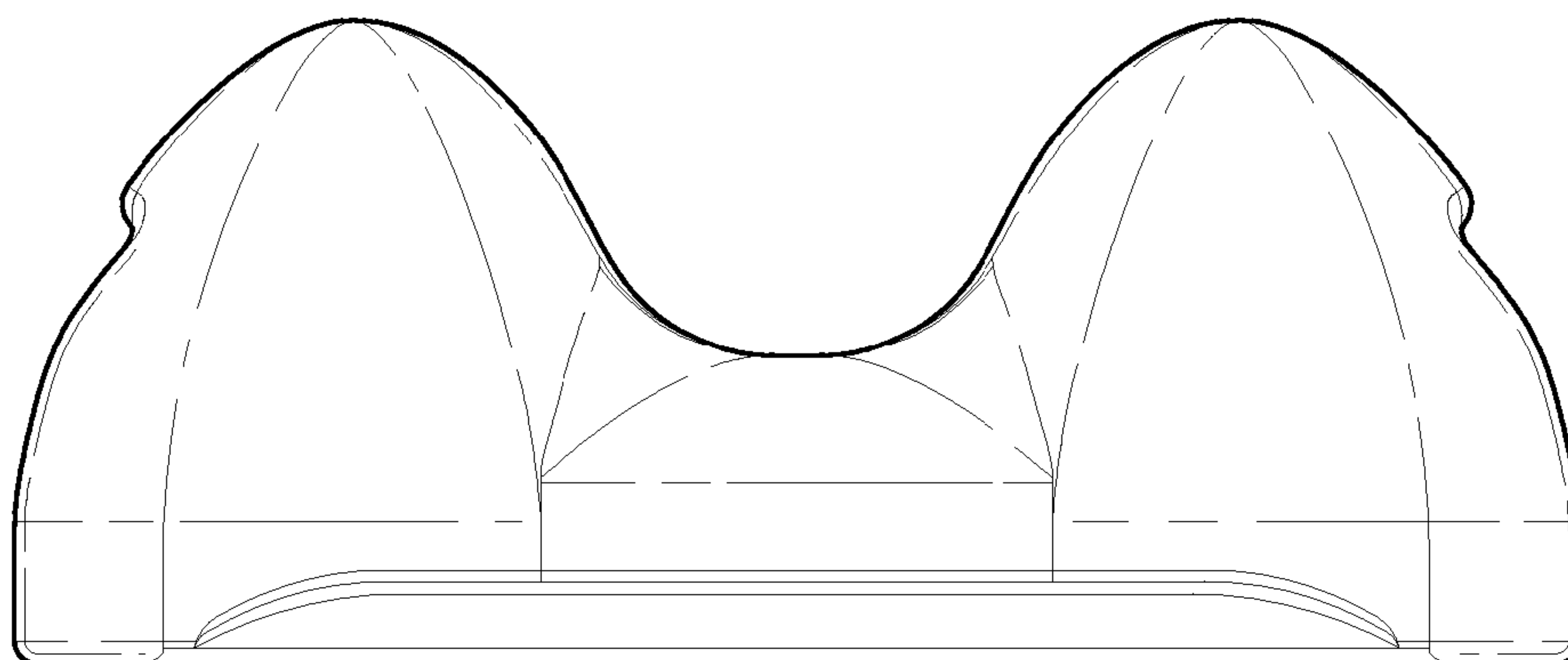


FIG-7

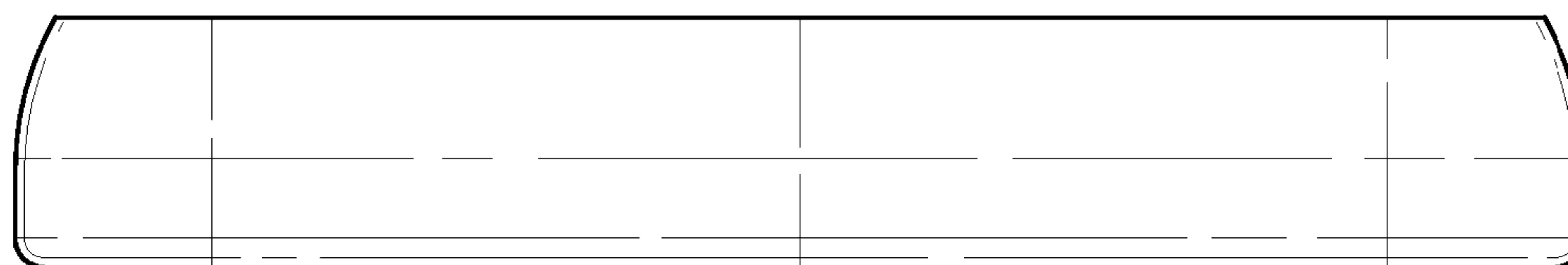


FIG-8

UNITED STATES PATENT AND TRADEMARK OFFICE
CERTIFICATE OF CORRECTION

PATENT NO. : D615,662 S
APPLICATION NO. : 29/339822
DATED : May 11, 2010
INVENTOR(S) : Thomas W. Turner

Page 1 of 1

It is certified that error appears in the above-identified patent and that said Letters Patent is hereby corrected as shown below:

On the title page, item (74), Attorney, Agent, or Firm, please delete "Stanley Law Group LLP" and insert --Standley Law Group LLP--

Signed and Sealed this
First Day of March, 2011

A handwritten signature in black ink that reads "David J. Kappos". The signature is written in a cursive style with a large initial 'D' and 'K'.

David J. Kappos
Director of the United States Patent and Trademark Office