



US00D615646S

(12) **United States Design Patent**  
**Russell**

(10) **Patent No.:** **US D615,646 S**

(45) **Date of Patent:** **\*\* May 11, 2010**

(54) **IV PACK**

(76) **Inventor:** **Annie M. Russell**, 6889 Chasewood Dr.,  
Missouri City, TX (US) 77489

(\*\*) **Term:** **14 Years**

(21) **Appl. No.:** **29/293,525**

(22) **Filed:** **Nov. 29, 2007**

(51) **LOC (9) Cl.** ..... **24-02**

(52) **U.S. Cl.** ..... **D24/118**

(58) **Field of Classification Search** ..... D3/203.1,  
D3/203.2, 203.3, 203.4, 303; D24/108, 111,  
D24/117, 118, 121, 122, 127, 128; 224/226;  
604/317, 327, 345, 331, 332, 403, 408

See application file for complete search history.

(56) **References Cited**

**U.S. PATENT DOCUMENTS**

D135,734	S	*	5/1943	Hickman et al.	.....	D3/303
2,873,905	A	*	2/1959	Denton	.....	383/22
3,485,281	A	*	12/1969	Wicks	.....	383/109
D288,743	S	*	3/1987	Taylor	.....	D3/226
D292,347	S	*	10/1987	Scott-Smith	.....	D12/416
D330,427	S	*	10/1992	Meijer	.....	D24/217
D336,367	S	*	6/1993	Morton	.....	D3/303
D344,407	S	*	2/1994	Derrickson	.....	D3/303
5,407,111	A	*	4/1995	Lanouette et al.	.....	224/579
5,497,922	A	*	3/1996	Tate	.....	224/647
5,645,205	A	*	7/1997	Kennedy	.....	224/676
5,699,564	A	*	12/1997	Heh	.....	5/503.1
5,817,379	A	*	10/1998	Rich et al.	.....	428/35.2
D426,634	S	*	6/2000	Genshock	.....	D24/128
D477,873	S	*	7/2003	Borash et al.	.....	D24/128

D483,562	S	*	12/2003	Barton	.....	D3/226
D488,227	S	*	4/2004	Watson et al.	.....	D24/128
D531,723	S	*	11/2006	Brown	.....	D24/118
D583,939	S	*	12/2008	Simmons et al.	.....	D24/133
7,562,408	B1	*	7/2009	Johnson et al.	.....	5/658
D603,605	S	*	11/2009	Dingman	.....	D3/226
2002/0193762	A1	*	12/2002	Suydam	.....	604/327
2006/0224130	A1	*	10/2006	Garrett	.....	604/322
2009/0010572	A1	*	1/2009	Knijff et al.	.....	383/22
2009/0285509	A1	*	11/2009	Giaquinto	.....	383/22

\* cited by examiner

*Primary Examiner*—Elizabeth A Albert

*Assistant Examiner*—Karen E Eldridge Powers

(74) *Attorney, Agent, or Firm*—Kenneth H Johnson

(57) **CLAIM**

The ornamental design for an IV pack, as shown and described.

**DESCRIPTION**

FIG. 1 is a left, front isometric view from above of the IV pack with the top partially opened.

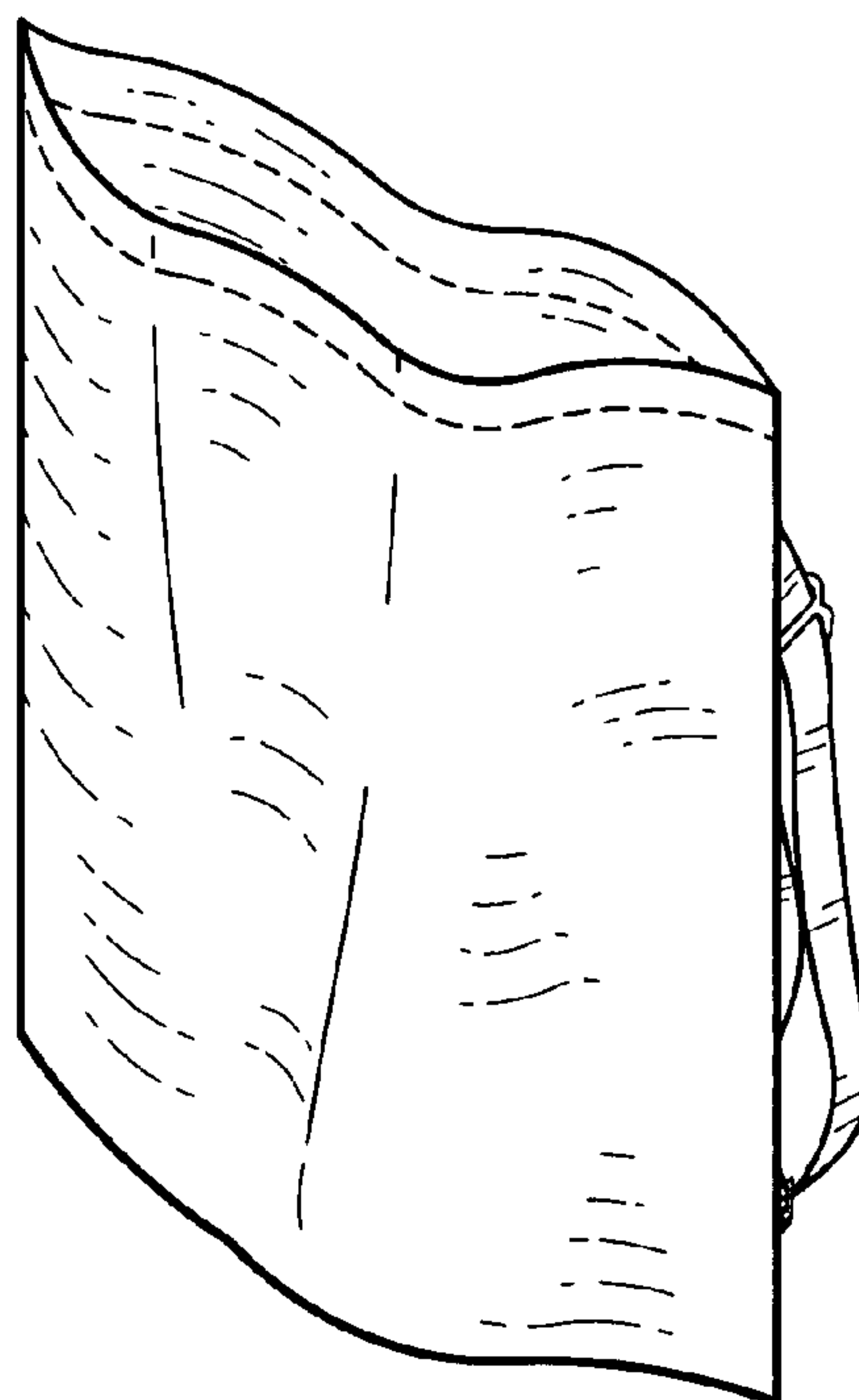
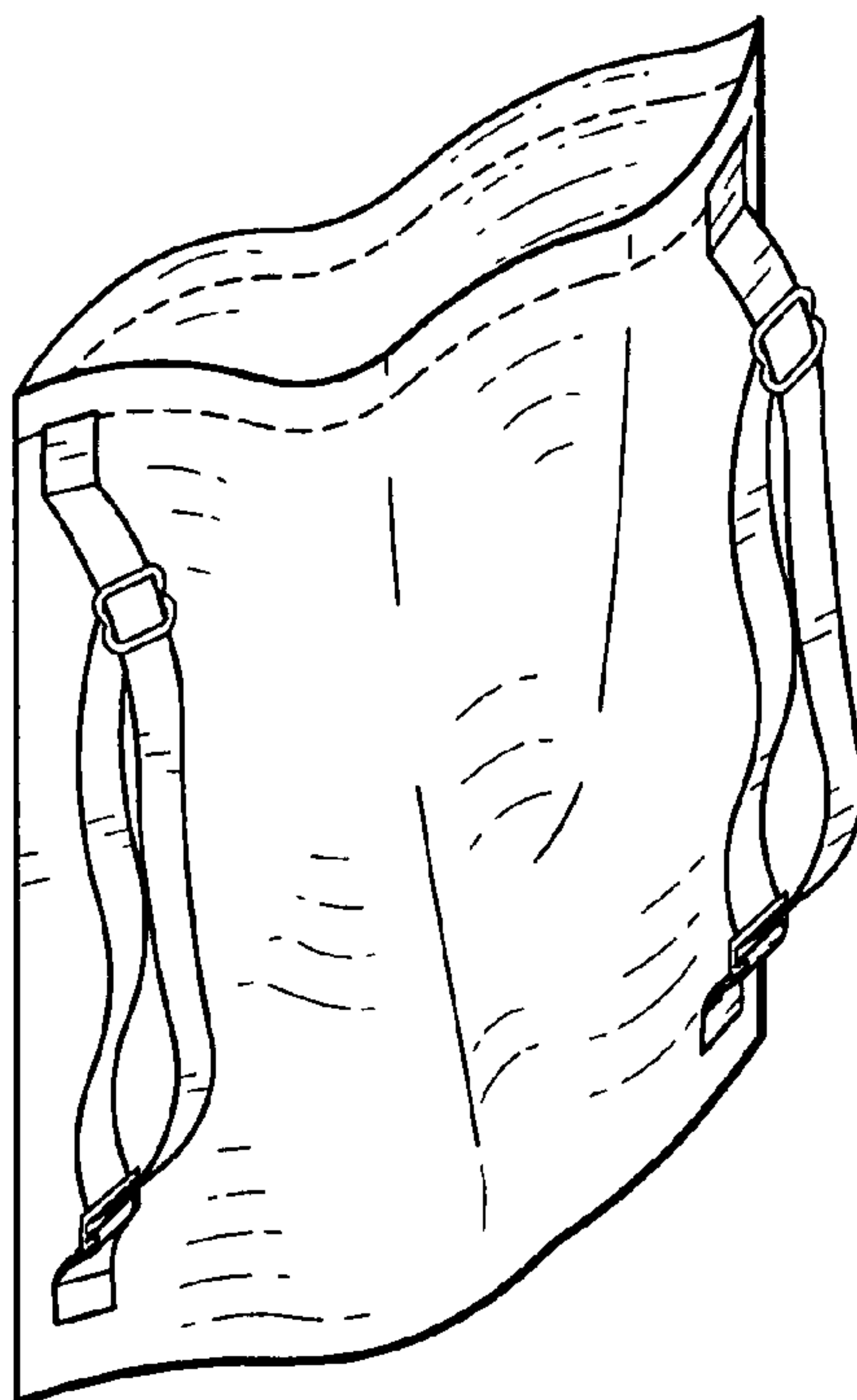
FIG. 2 is a right, back isometric view from above of the IV pack of FIG. 1.

FIG. 3 is a right, front isometric view from below of the unopened IV pack; and,

FIG. 4 is right, back isometric view from above of the unopened IV pack of FIG. 3.

The broken line shown on the top edge of the claimed design in the drawings is a line of stitching and forms a part of the claimed design.

**1 Claim, 2 Drawing Sheets**



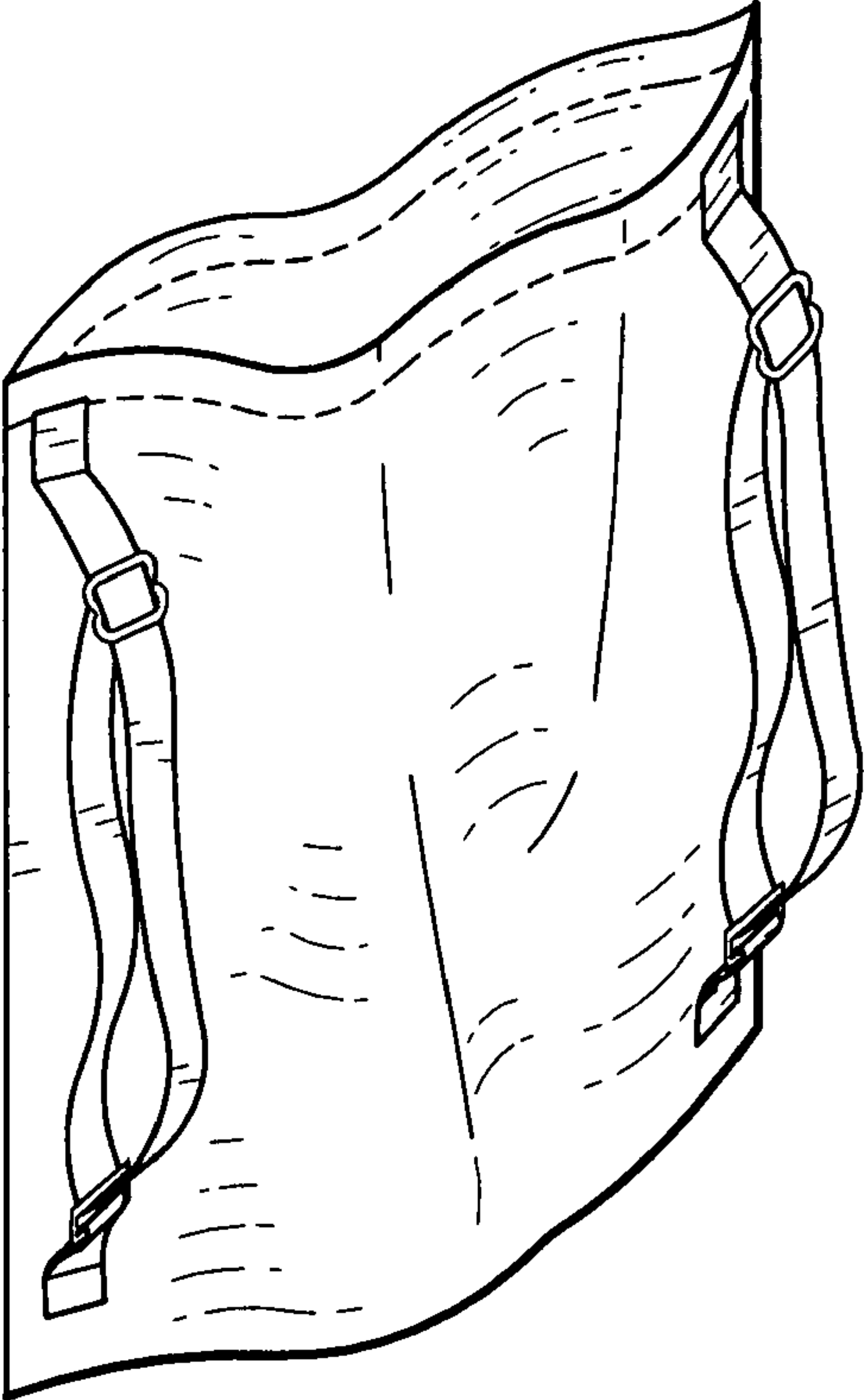


FIG. 1

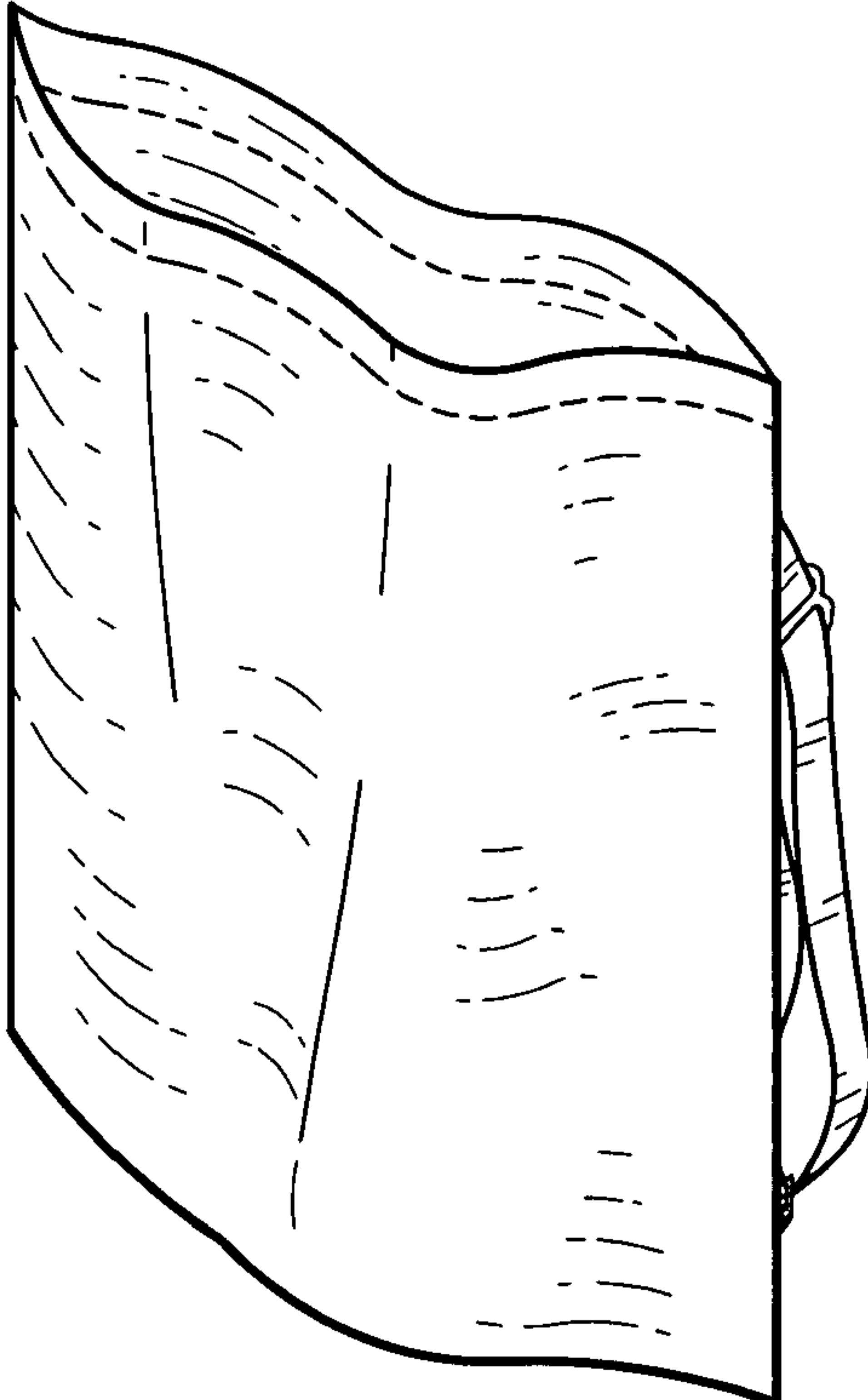


FIG. 2

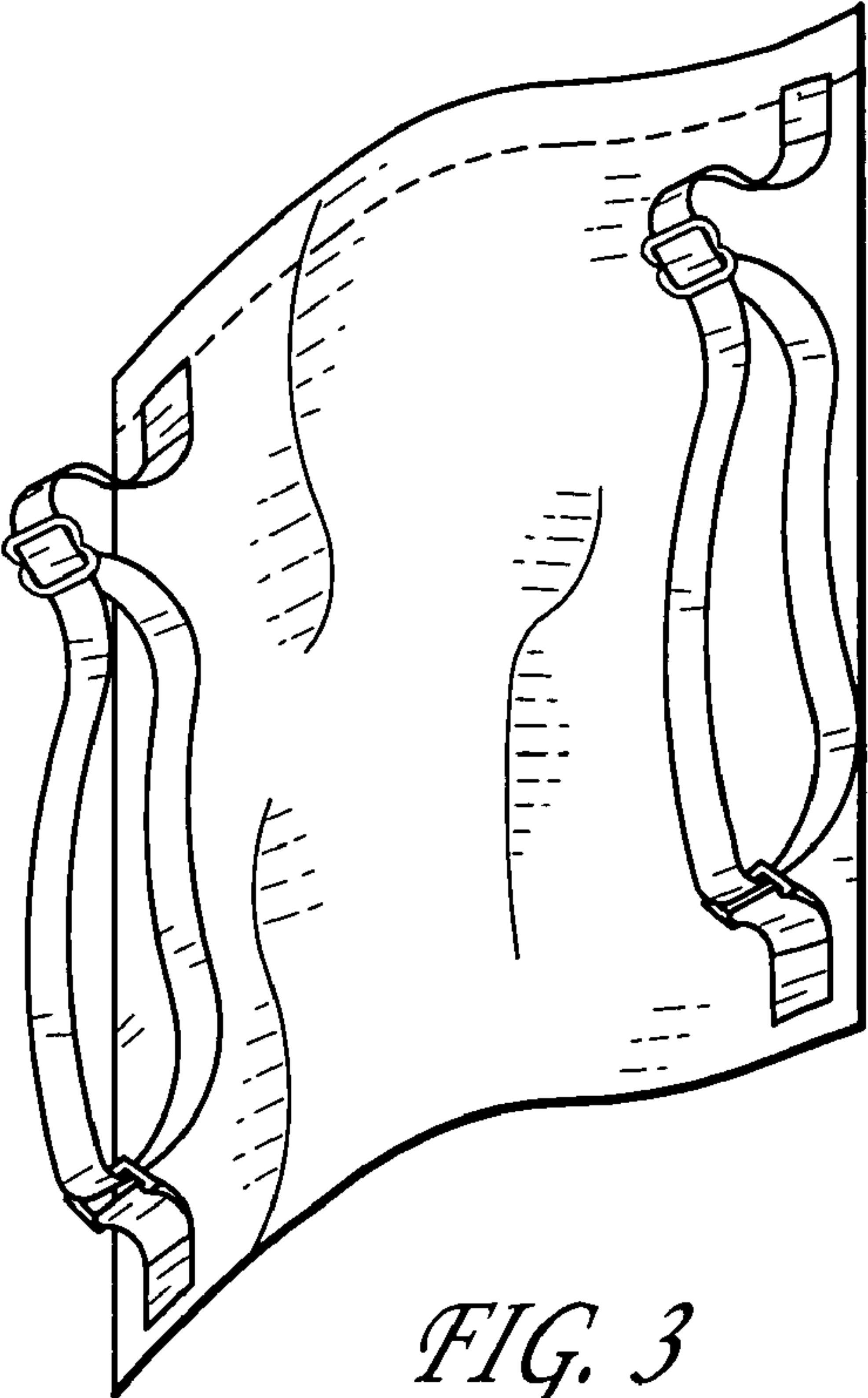


FIG. 3

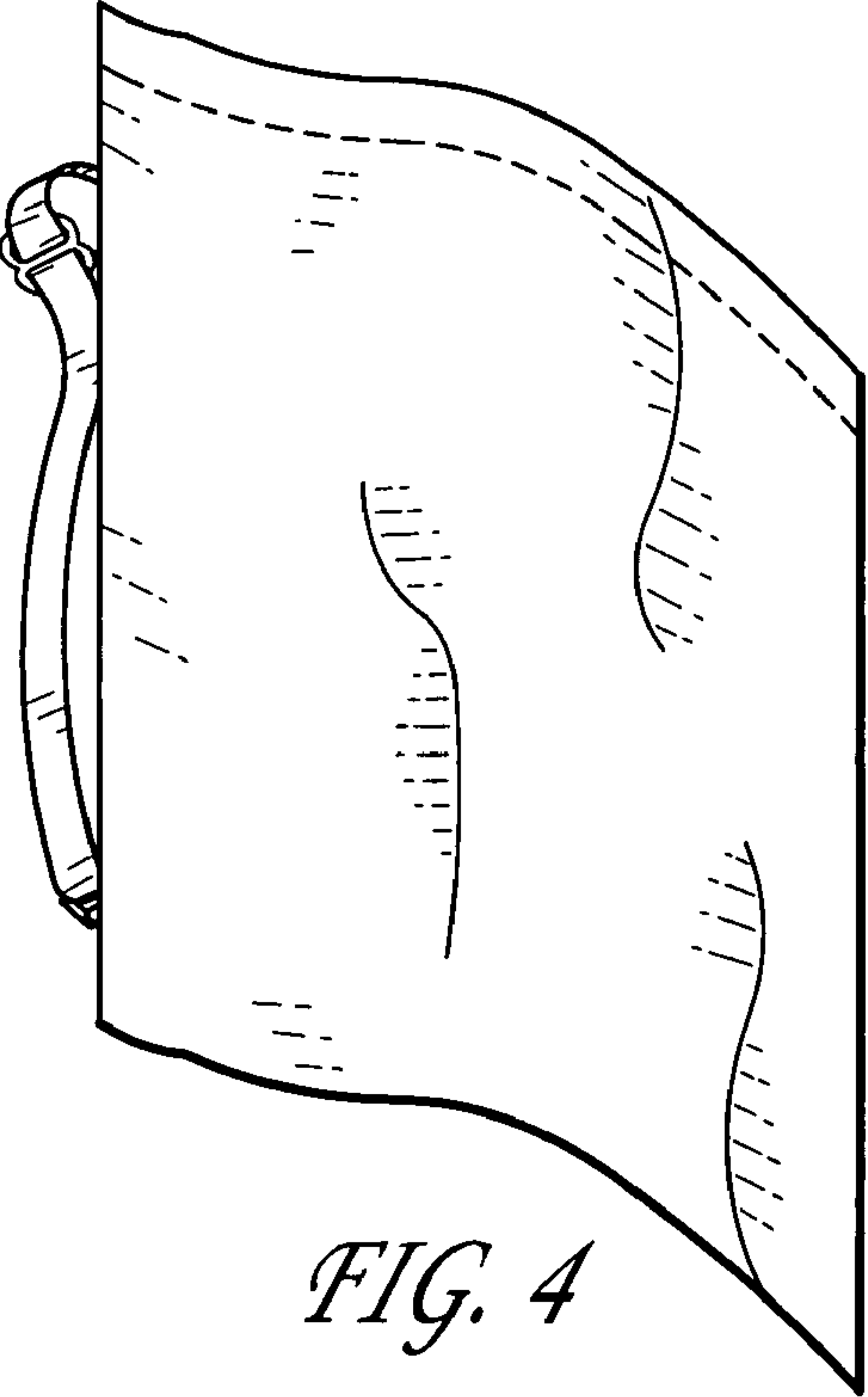


FIG. 4