



US00D615639S

(12) **United States Design Patent**
Ouyang

(10) **Patent No.:** **US D615,639 S**

(45) **Date of Patent:** **** May 11, 2010**

(54) **HEATING EQUIPMENT**

(76) **Inventor:** **Xiao Ouyang**, 408, Block 2, No. 33,
Furongxiyijke, Zhaoqing City,
Guangdong (CN)

(**) **Term:** **14 Years**

(21) **Appl. No.:** **29/326,237**

(22) **Filed:** **Oct. 15, 2008**

(30) **Foreign Application Priority Data**

Aug. 19, 2008 (CN) 2008 3 0056517

(51) **LOC (9) Cl.** **23-03**

(52) **U.S. Cl.** **D23/332; D23/342**

(58) **Field of Classification Search** D26/5,
D26/6, 7, 9, 10, 11, 12, 13, 14, 15, 16, 17,
D26/18, 19, 20, 21, 22, 23, 114-137; D11/117,
D11/121, 125, 131; 428/7-9, 11; 431/291,
431/311, 320, 298; 362/161-163, 351; D23/314,
D23/317, 332, 342, 338, 339, 343, 344, 350,
D23/404; 126/500, 520, 523, 527, 536, 555,
126/544, 25 R, 58, 8, 512

See application file for complete search history.

(56) **References Cited**

U.S. PATENT DOCUMENTS

2,527,707 A * 10/1950 Curtis 431/297

D209,318 S * 11/1967 Lisle D26/8

D288,958 S * 3/1987 Smith D23/332

D496,473 S * 9/2004 D'Onofrio D26/6

D551,790 S * 9/2007 Richmond D26/67

* cited by examiner

Primary Examiner—T. Chase Nelson

Assistant Examiner—Ania K Dworzecka

(57) **CLAIM**

The ornamental design for a heating equipment, as shown and described.

DESCRIPTION

FIG. 1 is a front elevational view of a heating equipment showing my new design;

FIG. 2 is a left side view thereof;

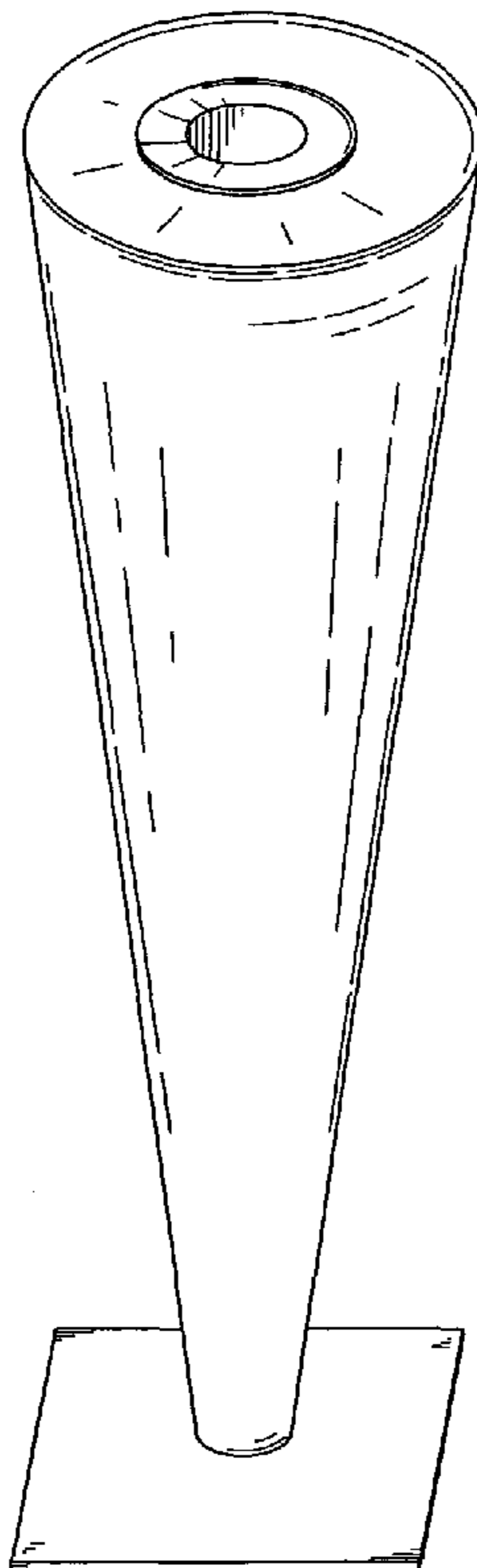
FIG. 3 is a top plan view thereof;

FIG. 4 is a bottom plan view thereof; and,

FIG. 5 is a perspective view thereof.

In the drawings, the broken lines depict environmental subject matter only and form no part of the claimed design.

1 Claim, 2 Drawing Sheets



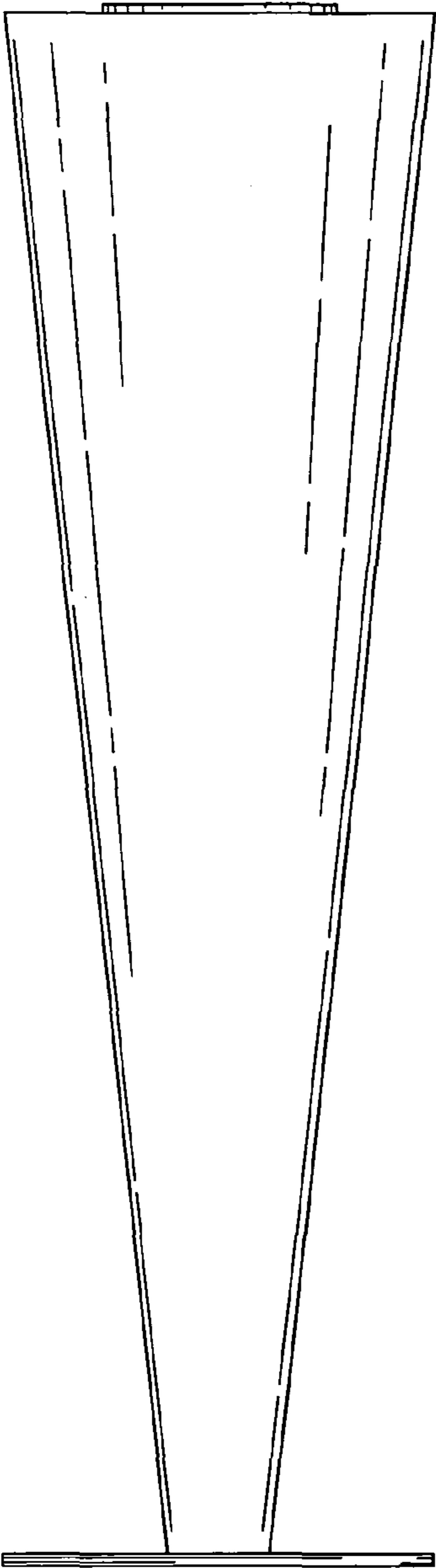


FIG. 1

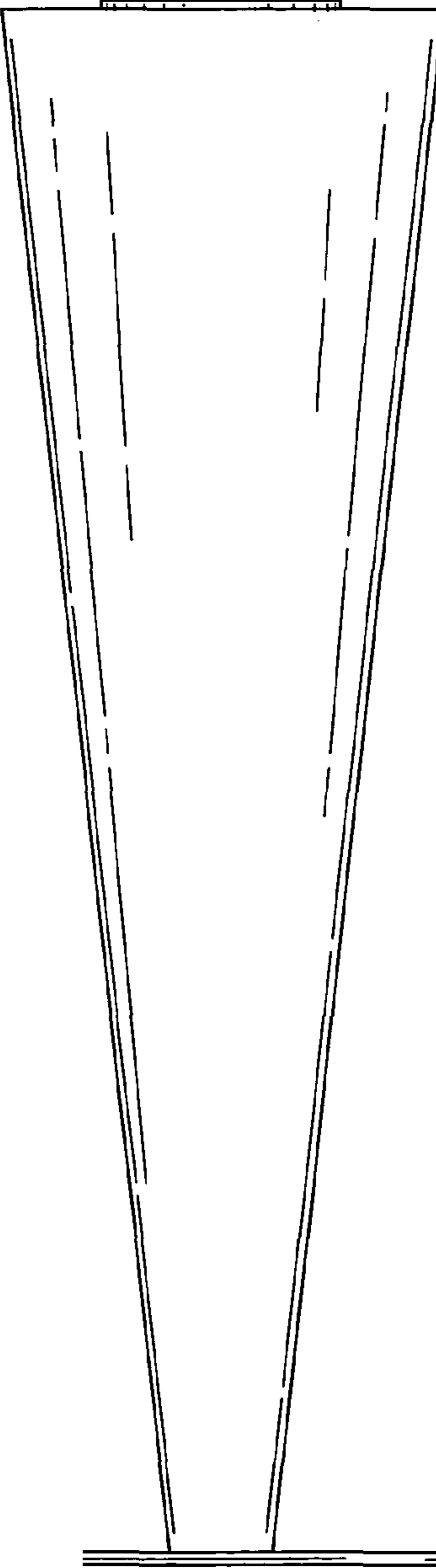


FIG. 2

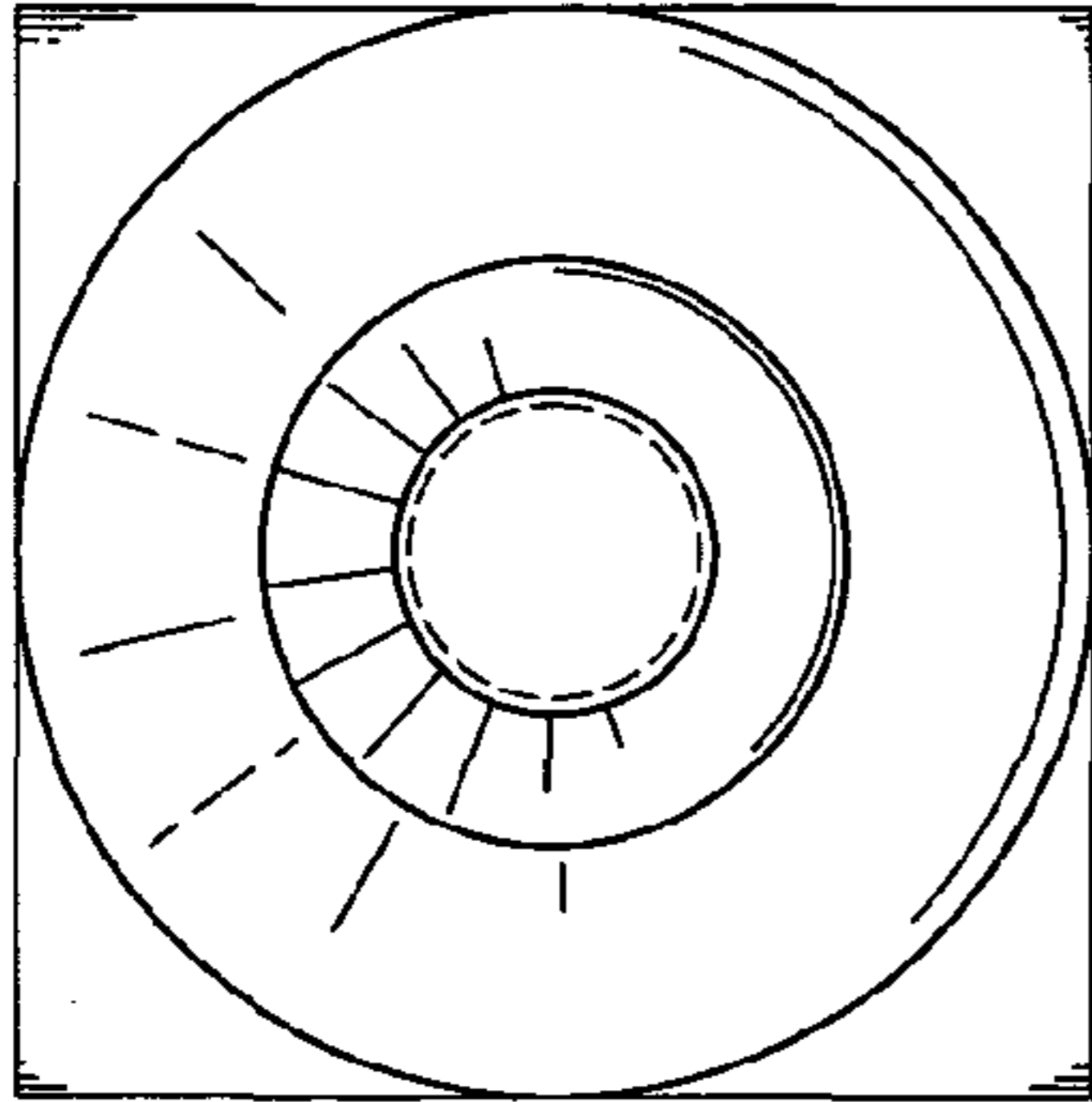


FIG. 3




FIG. 4

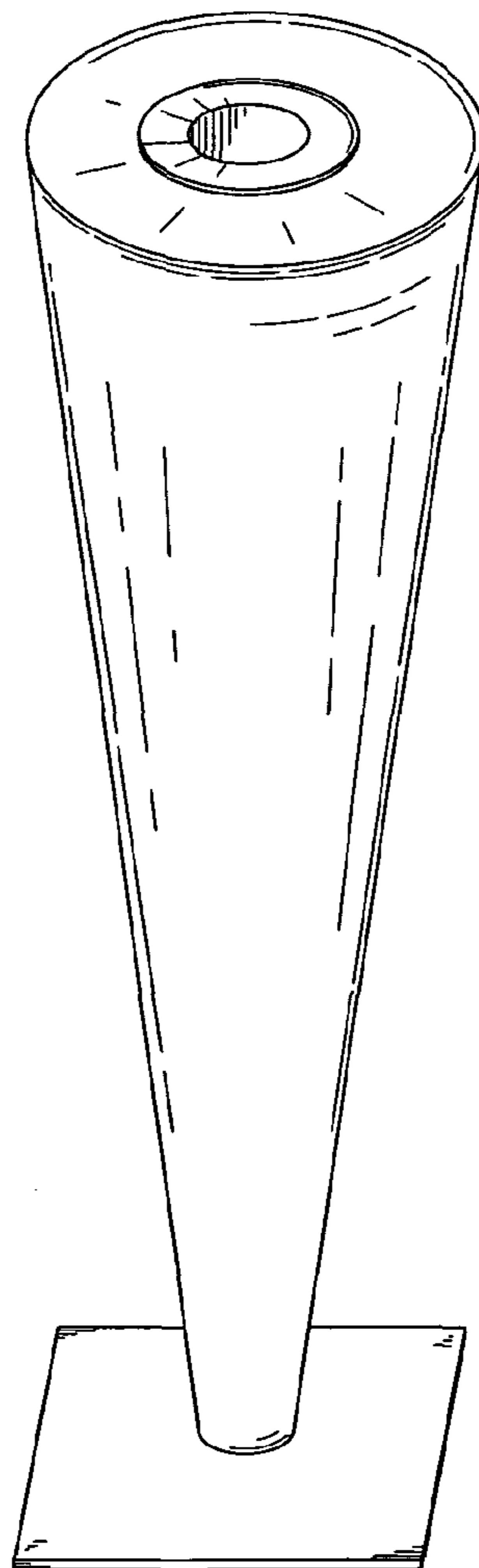


FIG. 5