



US00D615635S

(12) **United States Design Patent**
Hanna

(10) **Patent No.:** **US D615,635 S**

(45) **Date of Patent:** **** May 11, 2010**

(54) **PLUMBING FIXTURE**

(75) Inventor: **Ken S. Hanna**, Adell, WI (US)

(73) Assignee: **Kohler Co.**, Kohler, WI (US)

(**) Term: **14 Years**

(21) Appl. No.: **29/350,786**

(22) Filed: **Nov. 23, 2009**

Related U.S. Application Data

(62) Division of application No. 29/336,032, filed on Apr. 27, 2009.

(51) **LOC (9) Cl.** **23-02**

(52) **U.S. Cl.** **D23/301**

(58) **Field of Classification Search** D23/273-274,
D23/295-301, 309; 4/663-664, 300, 329,
4/353, 420, 443, 449, 902

See application file for complete search history.

(56) **References Cited**

U.S. PATENT DOCUMENTS

D558,313 S 12/2007 Igarashi et al.
D594,944 S 6/2009 Starck
D596,275 S 7/2009 Cummings et al.

OTHER PUBLICATIONS

Kohler Co. "Persuade two-piece elongated toilet". Model No. K-3654. Kohler.com online catalog. Copyright 2009 Kohler Co.

Toto. "Aquia Dual Flush Toilet". HomePortfolio.com online catalog. Copyright 1997-2009 HomePortfolio Inc.

Porcher. "Epic One-Piece Elongated Water Closet". HomePortfolio.com online catalog. Copyright 1997-2009 HomePortfolio Inc.

Primary Examiner—Robert A Delehanty

(74) *Attorney, Agent, or Firm*—Quarles & Brady LLP

(57) **CLAIM**

The ornamental design for a plumbing fixture, as shown and described.

DESCRIPTION

FIG. 1 is a right, top, front perspective view of a plumbing fixture embodying my new design;

FIG. 2 is a front elevational view thereof;

FIG. 3 is a right side elevational view thereof, the left side elevational view being a mirror image of the right side shown thereof;

FIG. 4 is a top plan view thereof;

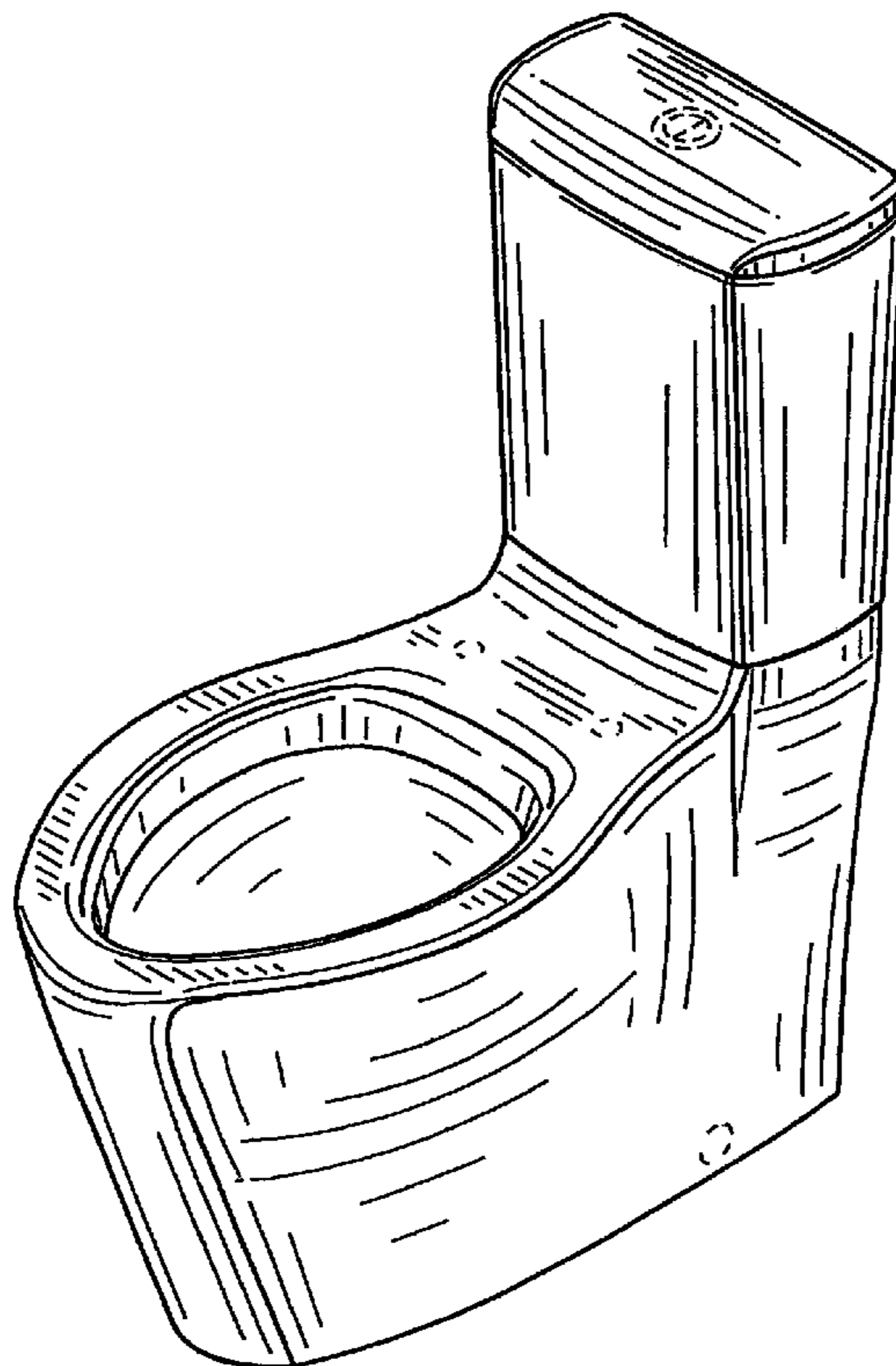
FIG. 5 is a rear elevational view thereof; and,

FIG. 6 is a bottom plan view thereof.

The broken line representations in the figures are for the purpose of illustration only, and form no part of the claimed design.

In a preferred embodiment, the nature of this product is as a plumbing fixture in the form of a water closet, a tank for a water closet and a base for a water closet.

1 Claim, 3 Drawing Sheets



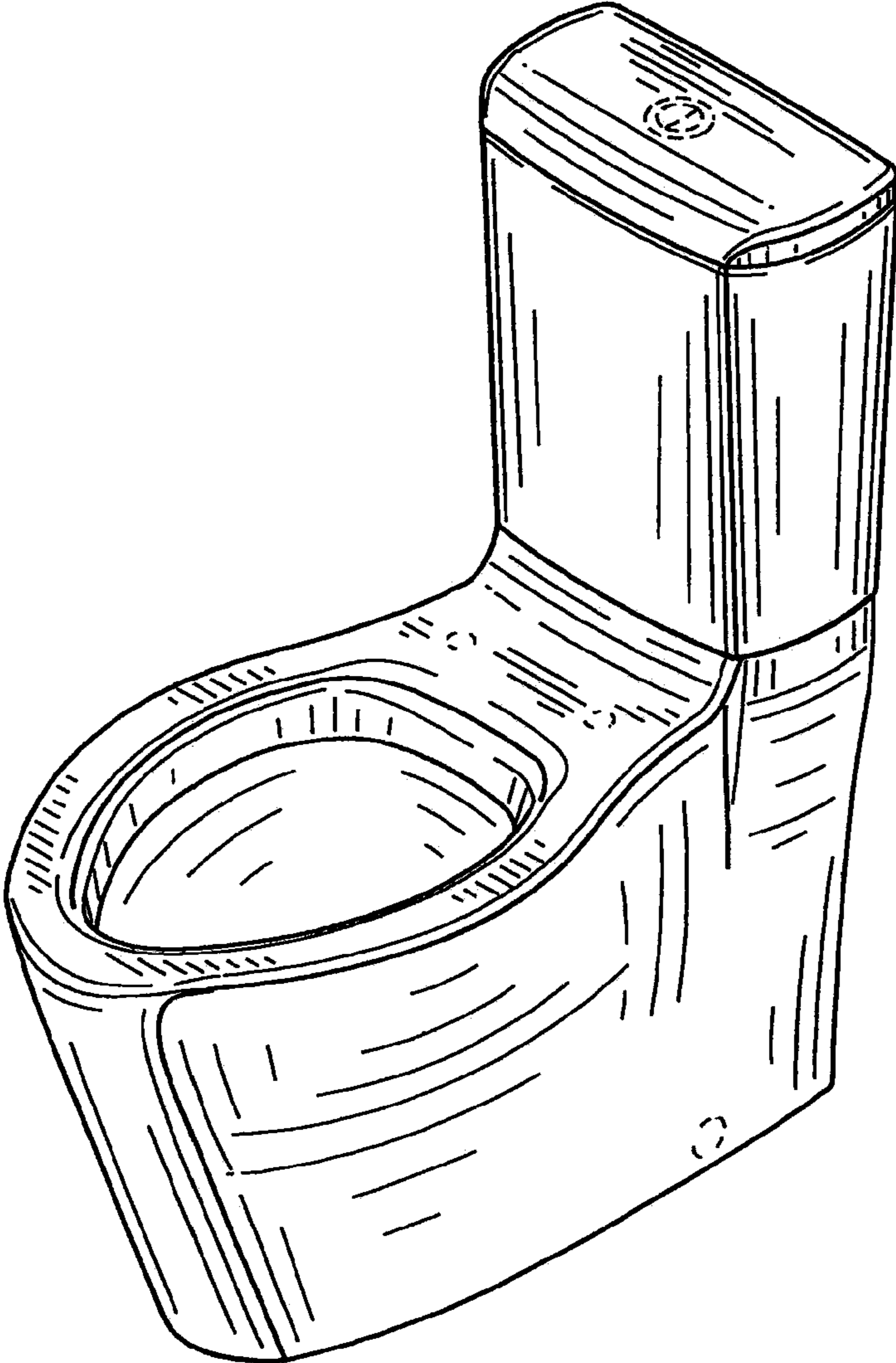


FIG. 1




FIG. 2

FIG. 3

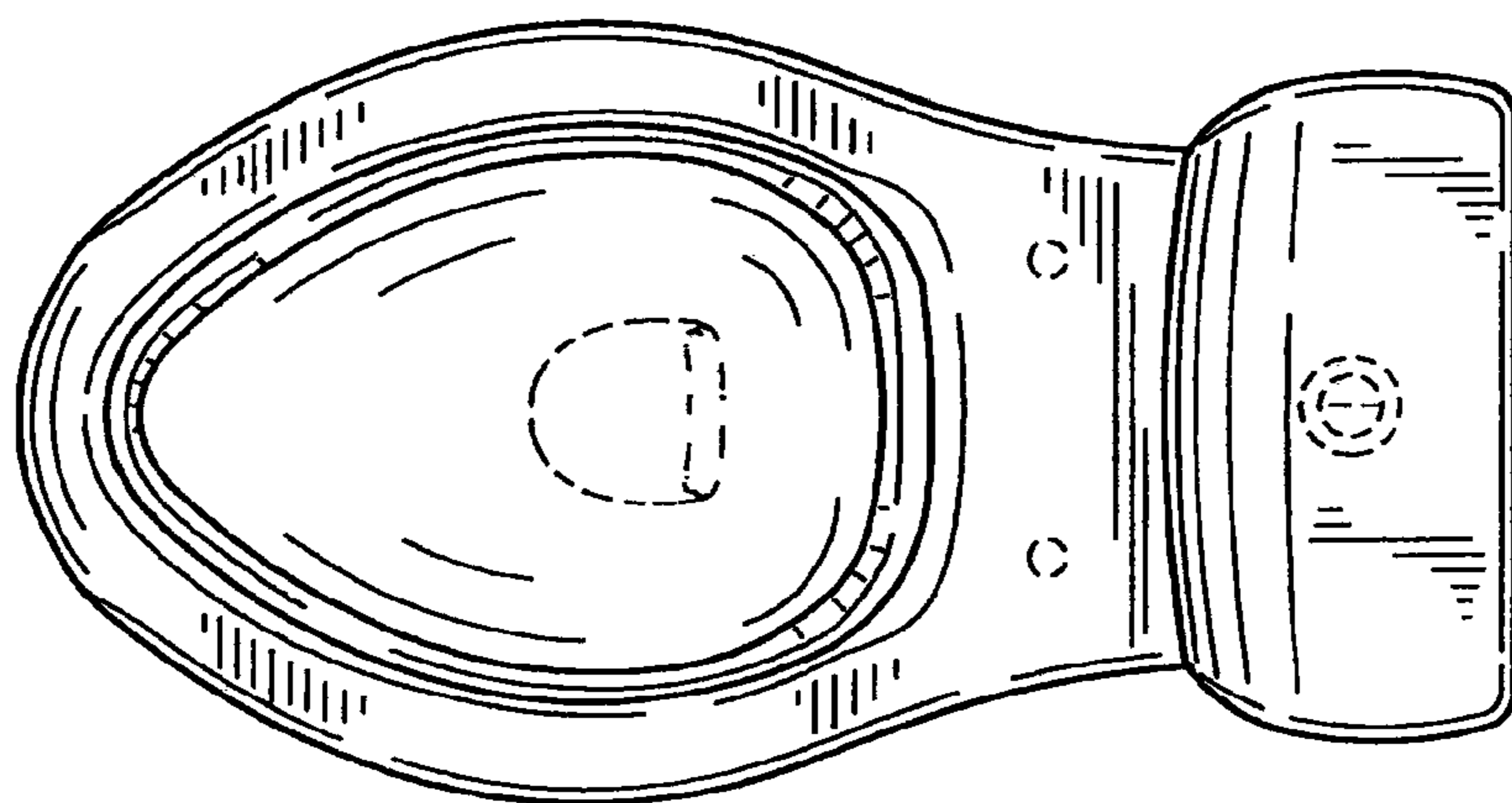
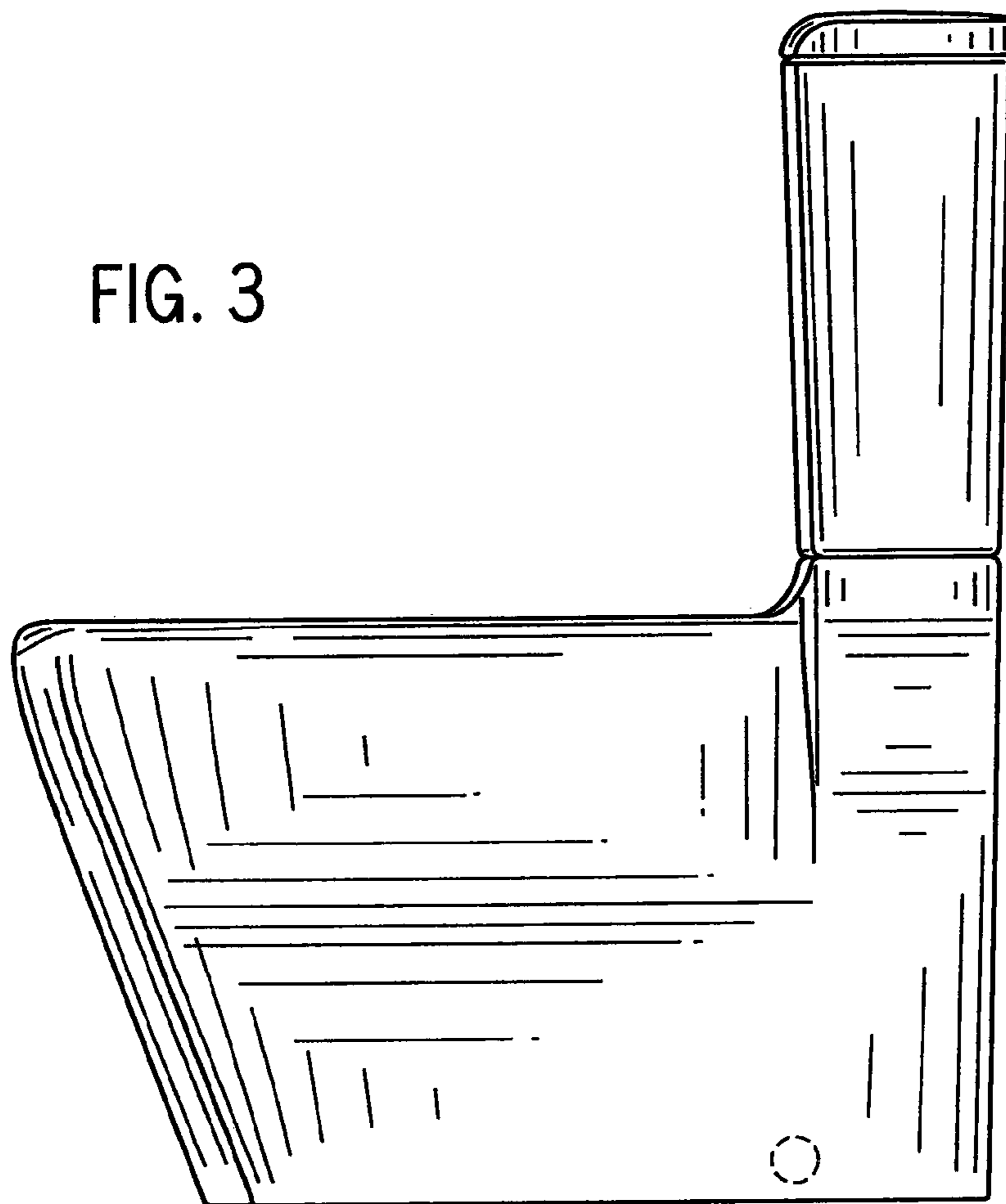


FIG. 4

FIG. 5

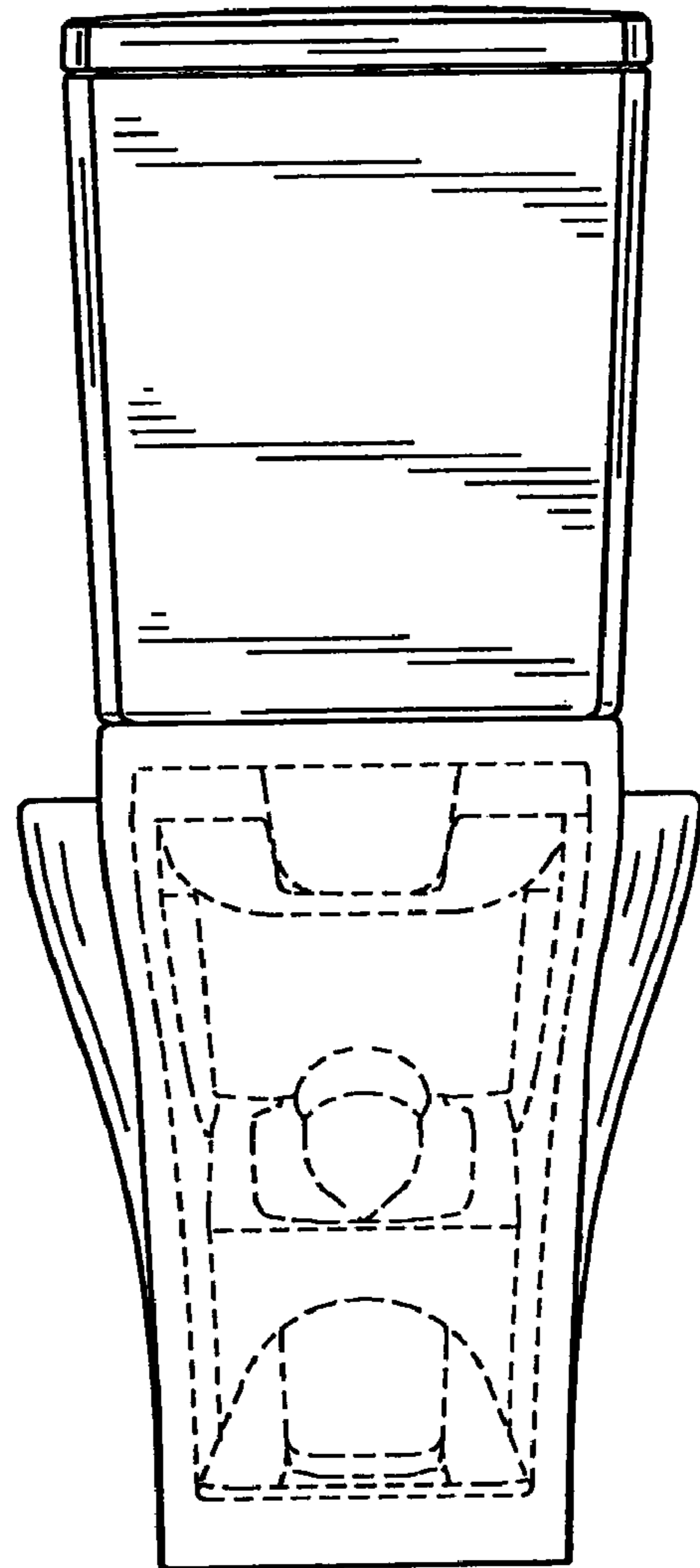


FIG. 6

