



US00D615633S

(12) **United States Design Patent**  
**Sauvageau**

(10) **Patent No.:** **US D615,633 S**

(45) **Date of Patent:** **\*\* May 11, 2010**

(54) **BATHTUB**

(75) Inventor: **David Sauvageau**, Quebec (CA)

(73) Assignee: **Maax Bath Inc.**, Lachine, Quebec (CA)

(\*\*) Term: **14 Years**

(21) Appl. No.: **29/335,872**

(22) Filed: **Apr. 23, 2009**

(51) **LOC (9) Cl.** ..... **23-02**

(52) **U.S. Cl.** ..... **D23/277**

(58) **Field of Classification Search** ..... D23/277,  
D23/280.1–280.3, 304; 4/538; D24/204–205  
See application file for complete search history.

(56) **References Cited**

U.S. PATENT DOCUMENTS

D235,105 S *	5/1975	Doman	.....	D23/280.1
D321,556 S *	11/1991	Reid et al.	.....	D23/280.2
D525,686 S *	7/2006	Sallick et al.	.....	D23/277
D595,392 S *	6/2009	Verlinden	.....	D23/278

\* cited by examiner

*Primary Examiner*—Robert A Delehanty

(74) *Attorney, Agent, or Firm*—Porzio, Bromberg & Newman, P.C.


(57) **CLAIM**

I claim, the ornamental design for a bathtub, as shown and described.

**DESCRIPTION**

FIG. 1 is a top plan view, showing my new design;  
 FIG. 2 is a right side elevational view of the bathtub shown in FIG. 1, the left side being a mirror image thereof;  
 FIG. 3 is a front elevational view of the bathtub shown in FIG. 1;  
 FIG. 4 is a rear elevational view of the bathtub shown in FIG. 1;  
 FIG. 5 is a front perspective view of the bathtub shown in FIG. 1; and,  
 FIG. 6 is a rear perspective view of the bathtub shown in FIG. 1.

**1 Claim, 6 Drawing Sheets**



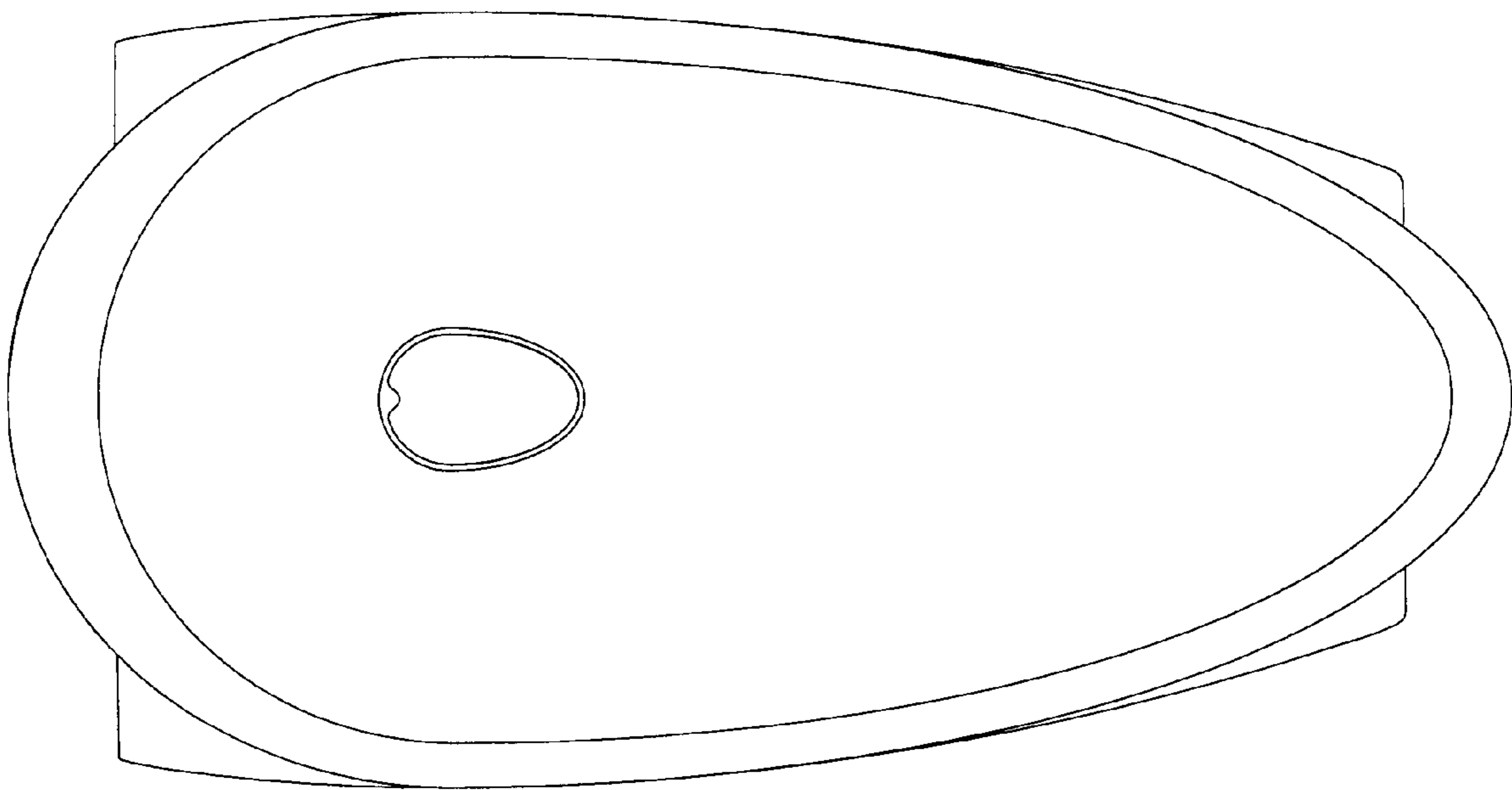


Fig.1.

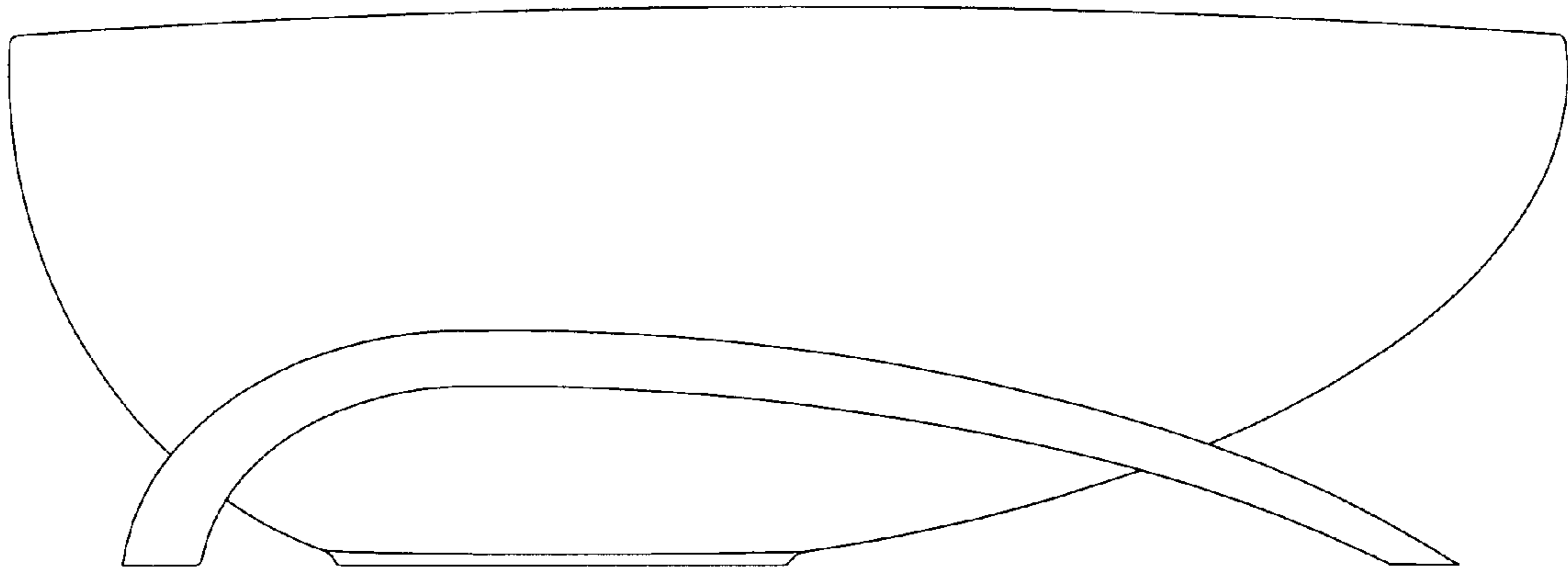


Fig.2.

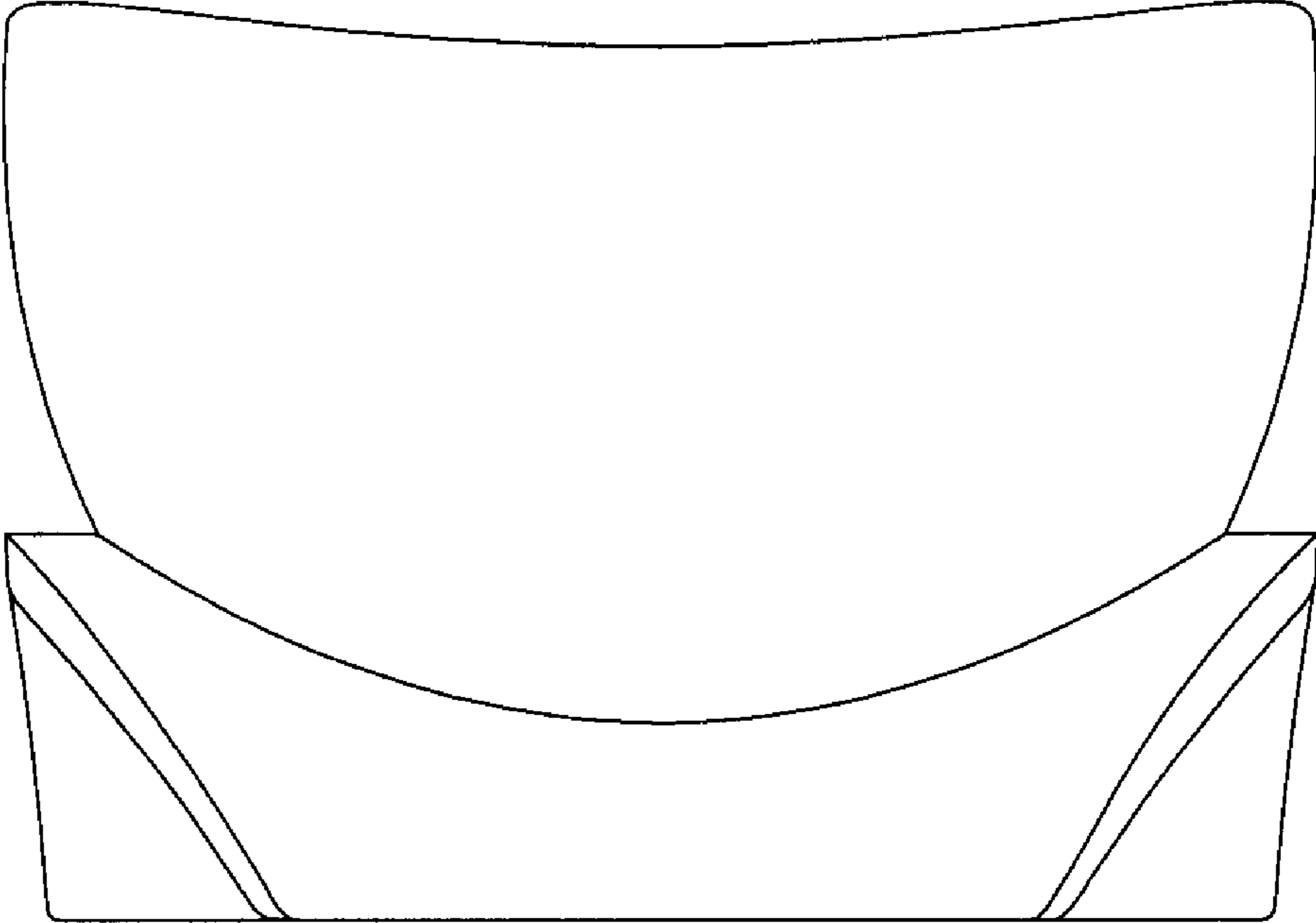


Fig.3.




Fig.4.




Fig.5.

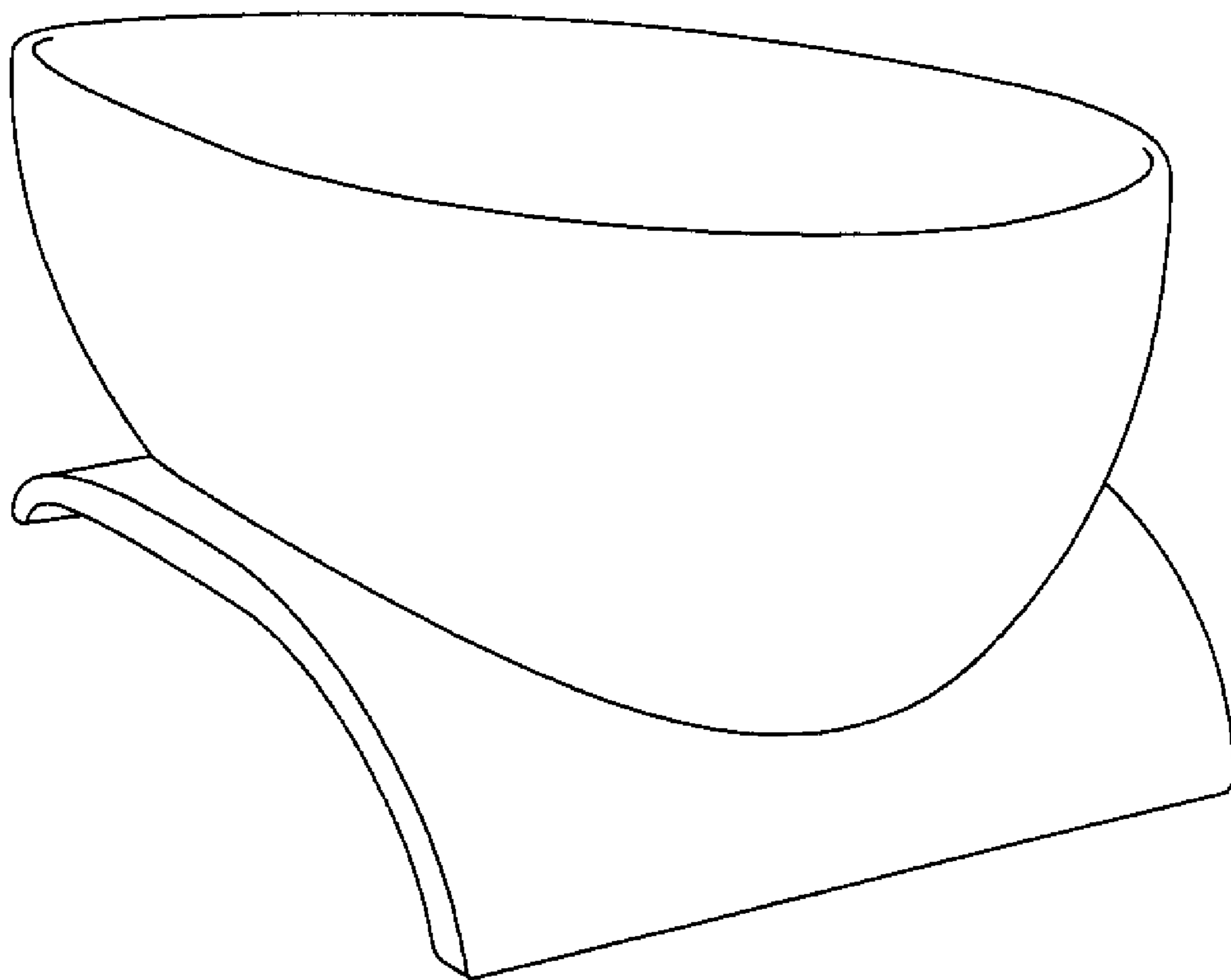


Fig.6.