



US00D615626S

(12) **United States Design Patent**
Tippens et al.

(10) **Patent No.:** **US D615,626 S**
(45) **Date of Patent:** **** May 11, 2010**

(54) **PLUMBING FITTING**

(75) Inventors: **Christine D. Tippens**, Richmond, VA
(US); **Herbert V. Kohler, Jr.**, Kohler, WI
(US)

(73) Assignee: **Kohler Co.**, Kohler, WI (US)

(**) Term: **14 Years**

(21) Appl. No.: **29/331,061**

(22) Filed: **Jan. 19, 2009**

(51) **LOC (9) Cl.** **23-01**

(52) **U.S. Cl.** **D23/252**

(58) **Field of Classification Search** D23/238–243,
D23/250, 252–254; 4/676–678; 137/801,
137/359; 16/110.1; D8/350–353; D6/550
See application file for complete search history.

(56) **References Cited**

U.S. PATENT DOCUMENTS

D290,736 S *	7/1987	Hill et al.	D23/254
D333,508 S *	2/1993	Wallace	D23/249
D476,399 S *	6/2003	Panis et al.	D23/254
D509,569 S *	9/2005	Svensen et al.	D23/252
D522,093 S *	5/2006	Fritz	D23/241
D571,896 S *	6/2008	Hanna	D23/250
D573,234 S *	7/2008	Hanna et al.	D23/250
D582,011 S *	12/2008	Yuan	D23/250
D582,523 S *	12/2008	Hanna	D23/250
D599,443 S *	9/2009	Lammel et al.	D23/254

OTHER PUBLICATIONS

Kallista. Athos Select Wall Bath & Shower Set in polished brass.
Model No. L21718-00-PB. Kallista catalog., p. 15.
Kohler Co. “Bellhaven Lavatory & Rite-Temp Pressure Balancing
Bath & Shower”. Model No. K-11551-4-BN. Kohler Catalog p. 4.67.

Danze. “Brandywood Roman Tub Faucet with Soft Touch Personal
Shower”. Intarsia Design & Manufacture of Decorative Stone online
catalog.

Kohler Co. “Revival Transfer Valve Trim”. Model No. K-T16178-
4A. Kohler Co. online catalog. Copyright 2009 Kohler Co.

Pegasus. “Universal Series”. Model No. 89401. eFaucets.com online
catalog. © 2003-2009 eImprovement.com.

* cited by examiner

Primary Examiner—Robert A Delehanty

(74) *Attorney, Agent, or Firm*—Quarles & Brady LLP

(57) **CLAIM**

The ornamental design for a plumbing fitting, as shown and
described.

DESCRIPTION

FIG. 1 is a right, top, front perspective view of a plumbing
fitting embodying our new design;

FIG. 2 is a front elevational view thereof, the rear elevational
view thereof being a mirror image of the front shown;

FIG. 3 is a right side elevational view thereof;

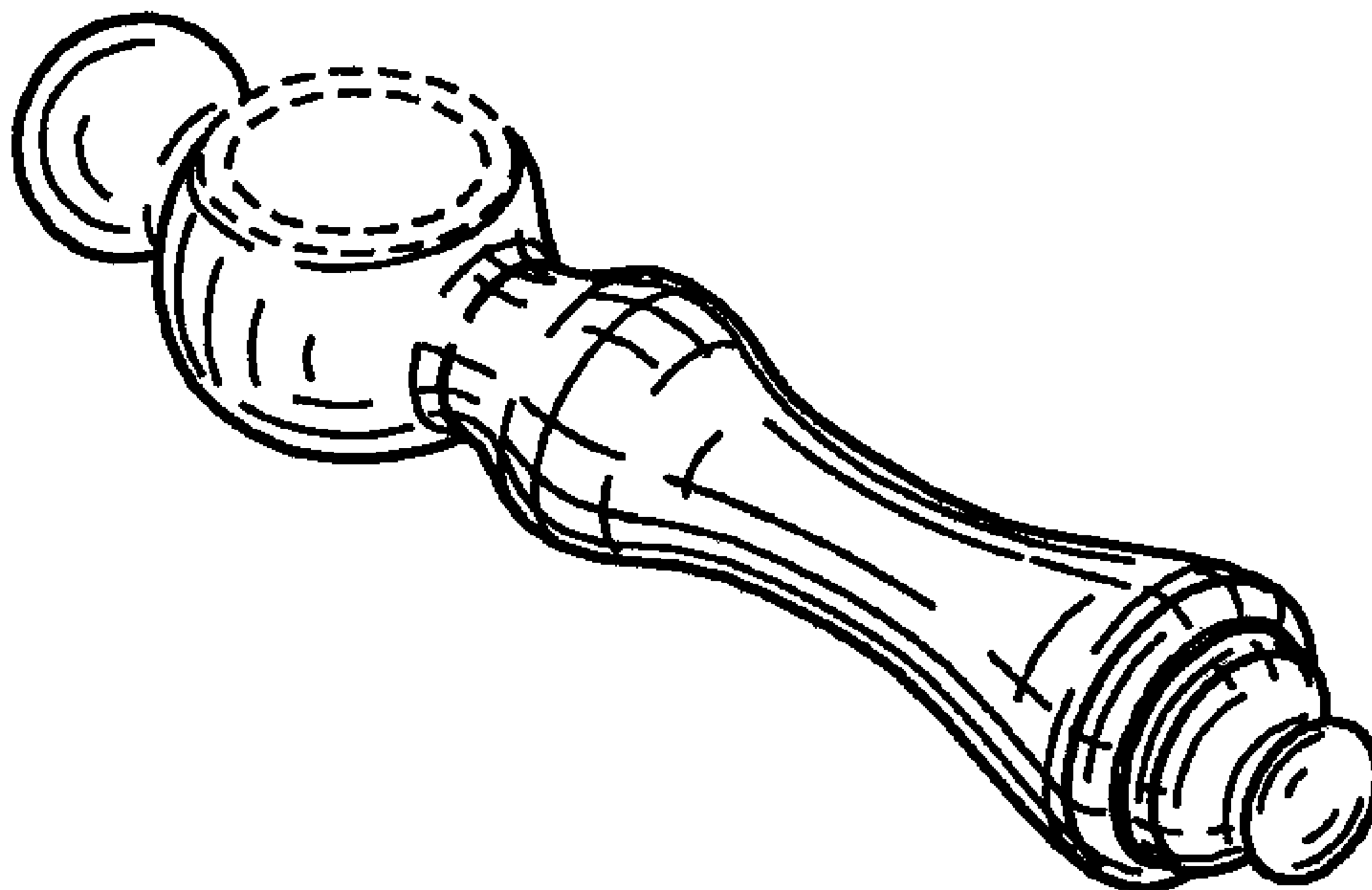
FIG. 4 is a left side elevational view thereof; and,

FIG. 5 is a top plan view thereof, the bottom plan view thereof
being a mirror image of the top shown.

The broken line representations in the figures are for the
purpose of illustration only, and form no part of the claimed
design.

In a preferred embodiment, the nature of this product is as a
plumbing fitting which in certain forms can be a faucet, a
shower control and/or handle, valve bonnet and escutcheon
components therefor.

1 Claim, 1 Drawing Sheet



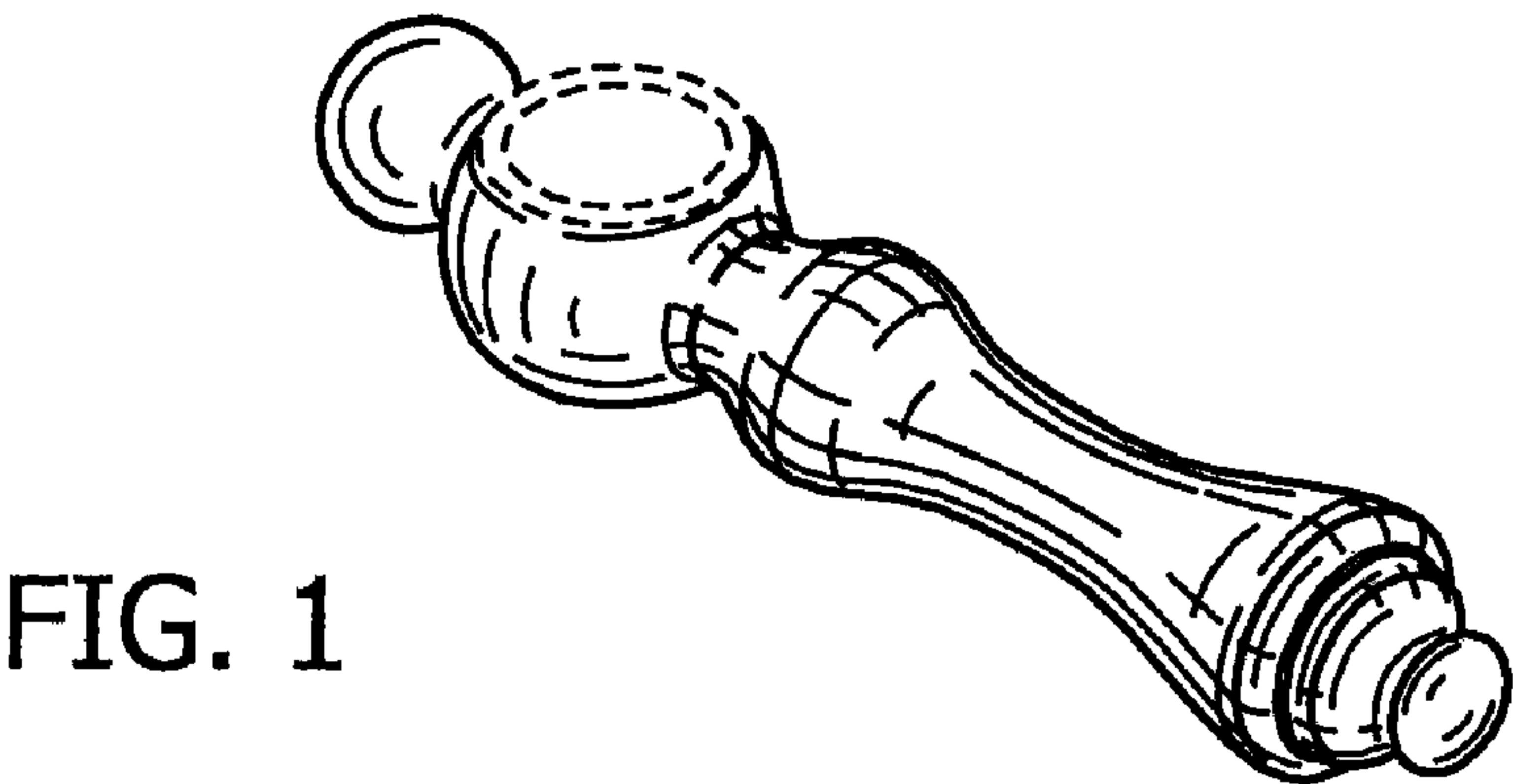


FIG. 1

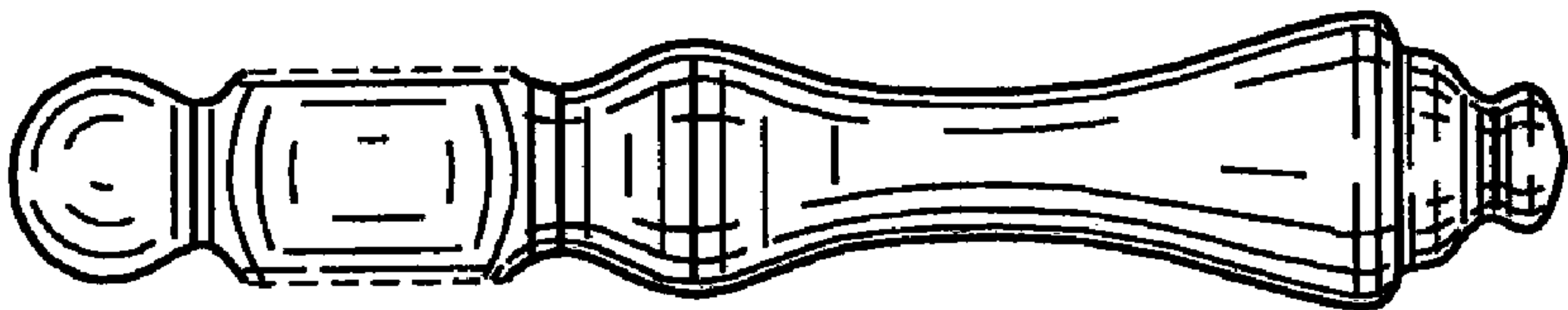


FIG. 2



FIG. 3

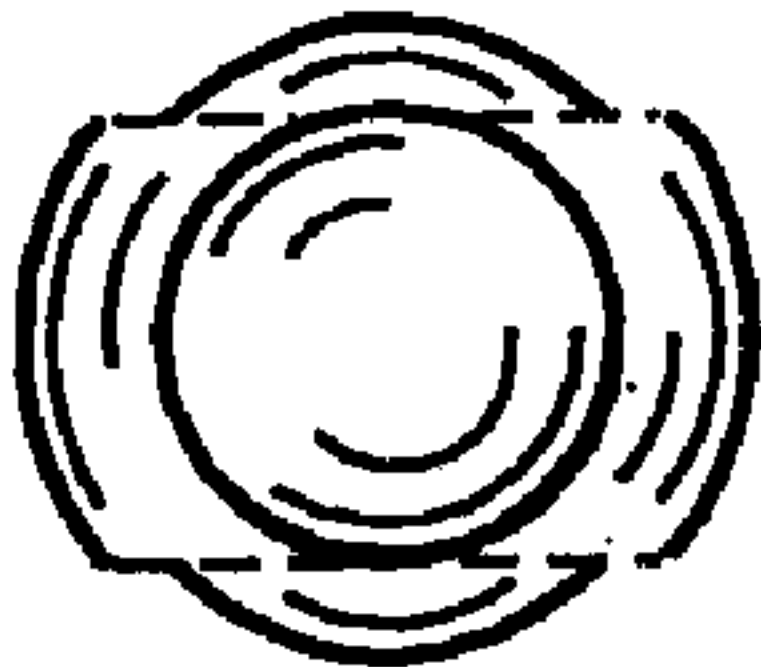


FIG. 4

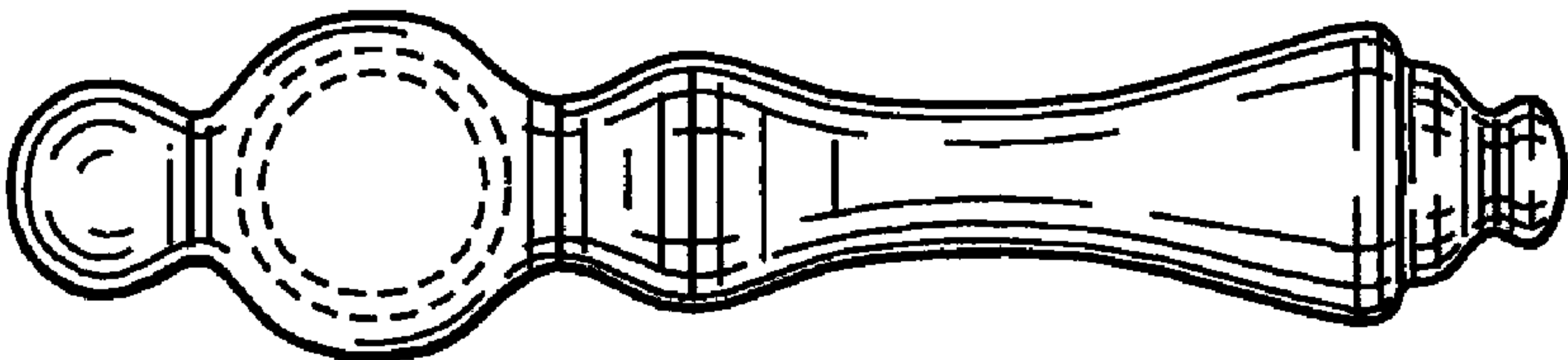


FIG. 5