

US00D615606S

(12) **United States Design Patent**
Eagan

(10) **Patent No.:** **US D615,606 S**
(45) **Date of Patent:** **** May 11, 2010**

(54) **FLOTATION THERAPY DEVICE**

(76) Inventor: **Patricia D. Eagan**, 20 Douglas Rd.,
Chappaqua, NY (US) 10514

(**) Term: **14 Years**

(21) Appl. No.: **29/343,800**

(22) Filed: **Sep. 18, 2009**

Related U.S. Application Data

(63) Continuation-in-part of application No. 29/283,730,
filed on Aug. 22, 2007, now abandoned.

(51) **LOC (9) Cl.** **21-02**

(52) **U.S. Cl.** **D21/803**

(58) **Field of Classification Search** D21/769–770,
D21/801, 803, 809; 114/253, 345–346; 441/35,
441/66, 40–42, 129–132; 472/128–129;
D12/5, 6, 316; D6/392, 596, 601, 604
See application file for complete search history.

(56) **References Cited**

U.S. PATENT DOCUMENTS

5,628,658 A * 5/1997 Clifford 441/130
D404,207 S * 1/1999 Rubinstein D4/113
6,148,460 A * 11/2000 Fried et al. 5/661
6,253,400 B1 * 7/2001 Rudt-Sturzenegger et al. . 5/655

D450,517 S * 11/2001 Darling et al. D6/601
6,749,475 B2 * 6/2004 Howerton 441/132
D537,142 S * 2/2007 Eagan D21/803
D549,297 S * 8/2007 Eagan D21/803

* cited by examiner

Primary Examiner—Janice E Seeger

Assistant Examiner—Zenia I Bennett

(74) *Attorney, Agent, or Firm*—Rodman & Rodman

(57) **CLAIM**

The ornamental design for the flotation therapy device, as
shown and described.

DESCRIPTION

FIG. 1 is a top perspective view of the flotation therapy device
incorporating my new design;

FIG. 2 is a sectional view taken on line 2—2 of FIG. 1. The
broken line depiction of a person positioned on the flotation
therapy device is for illustrative purposes only and forms no
part of the claimed design.

FIG. 3 is an end view of the right end of the flotation therapy
device as shown in FIG. 2; and,

FIG. 4 is an end view of the left end of the flotation therapy
device as shown in FIG. 2.

1 Claim, 2 Drawing Sheets

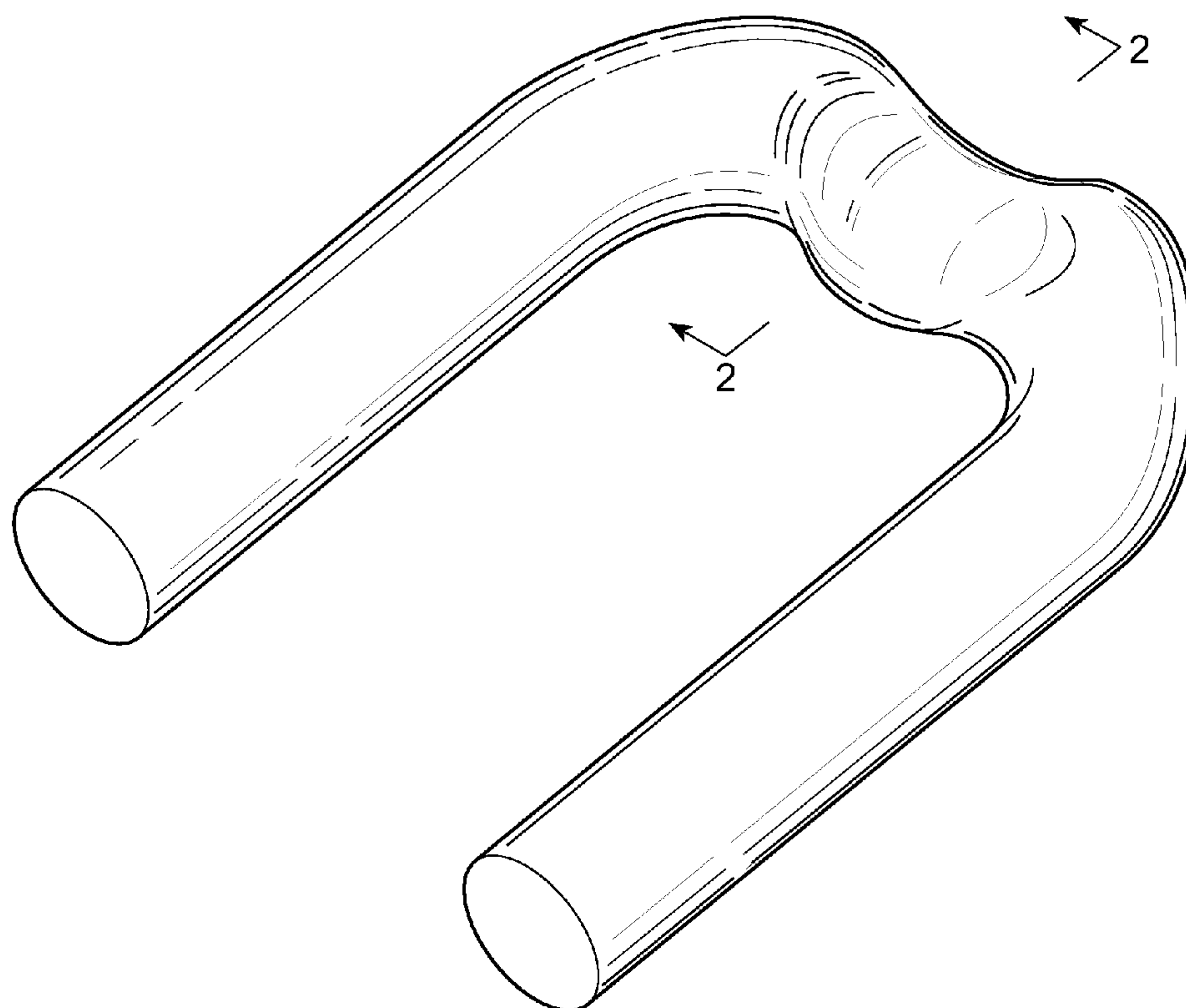


FIG. 1

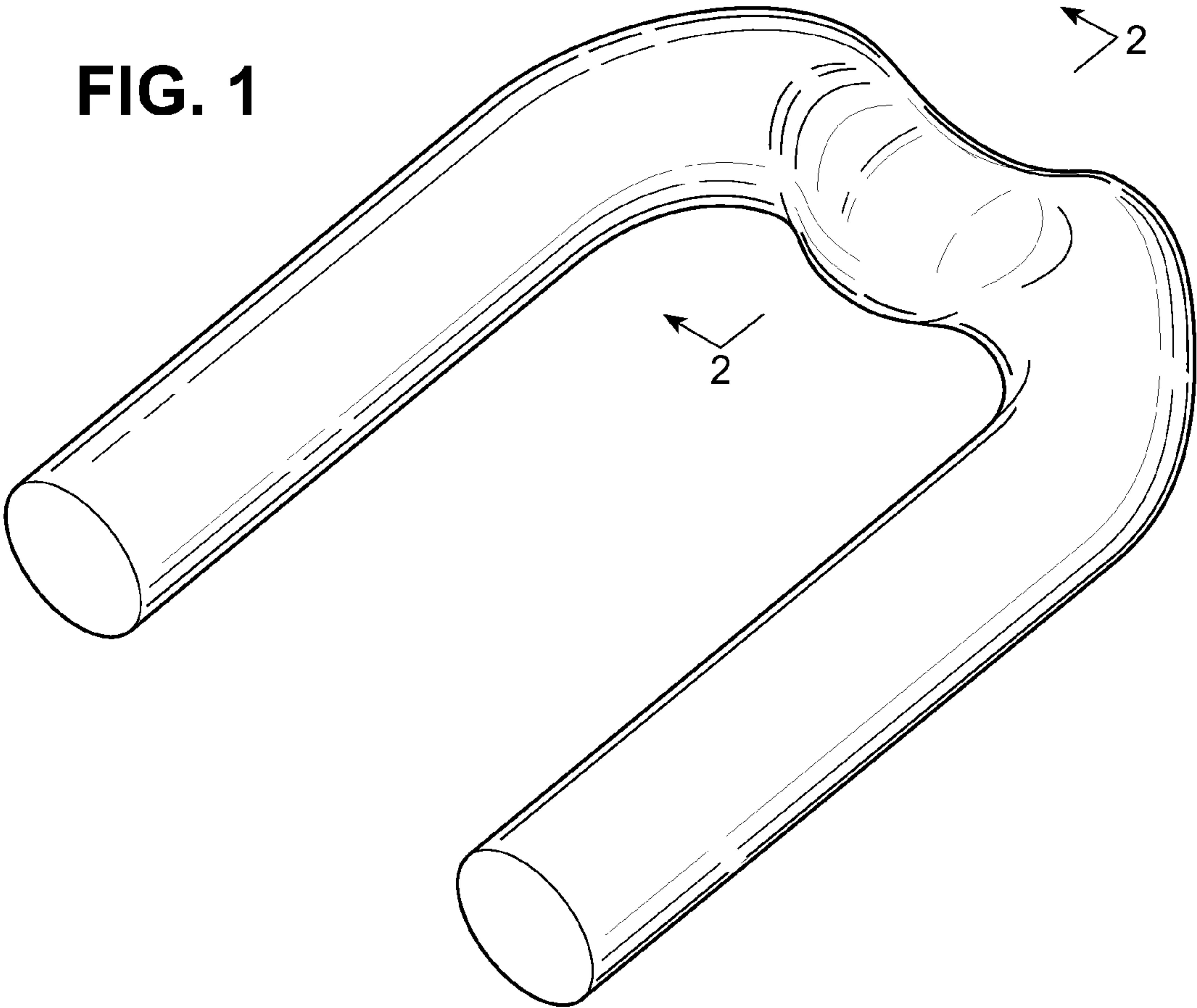


FIG. 2

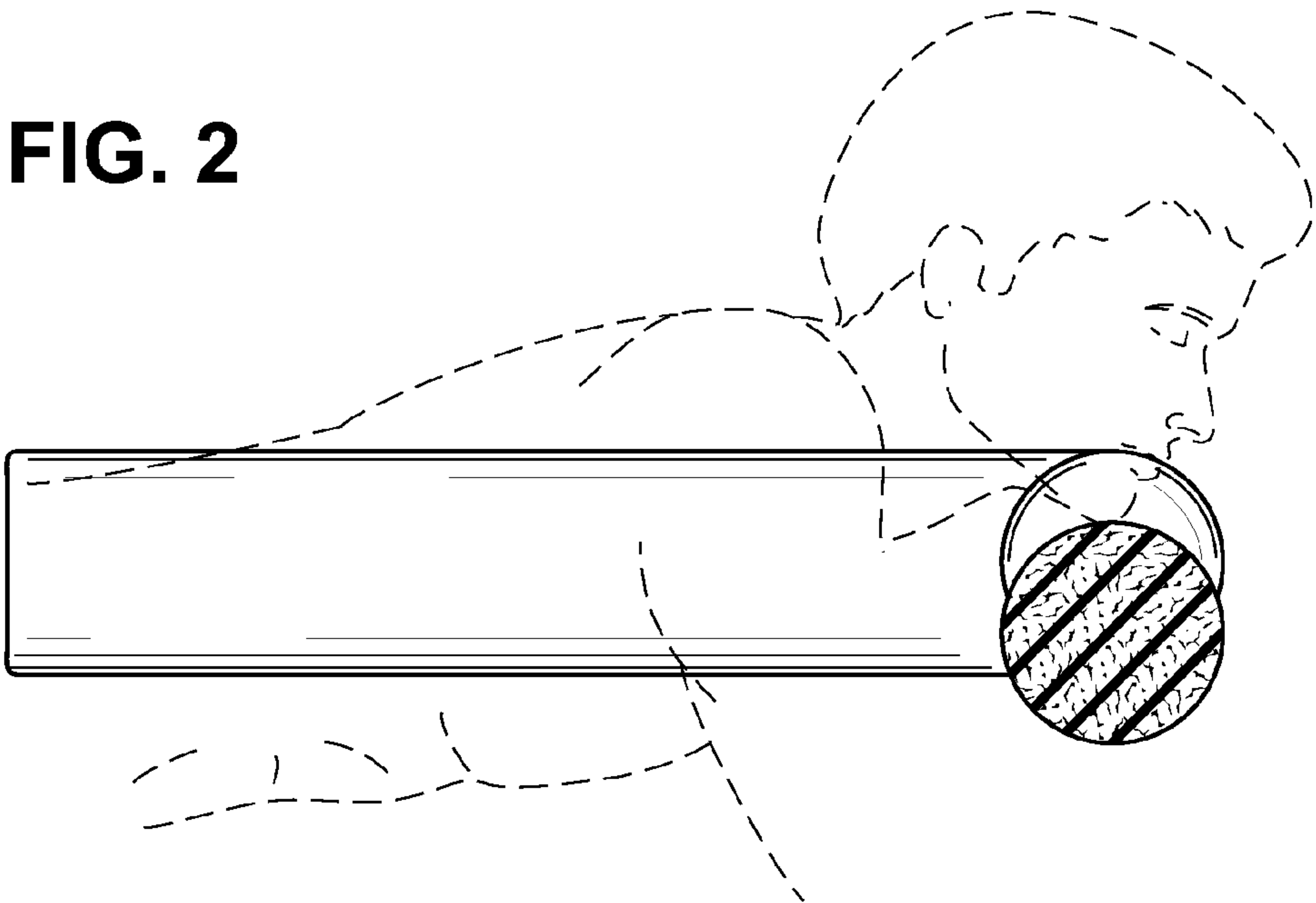


FIG. 3

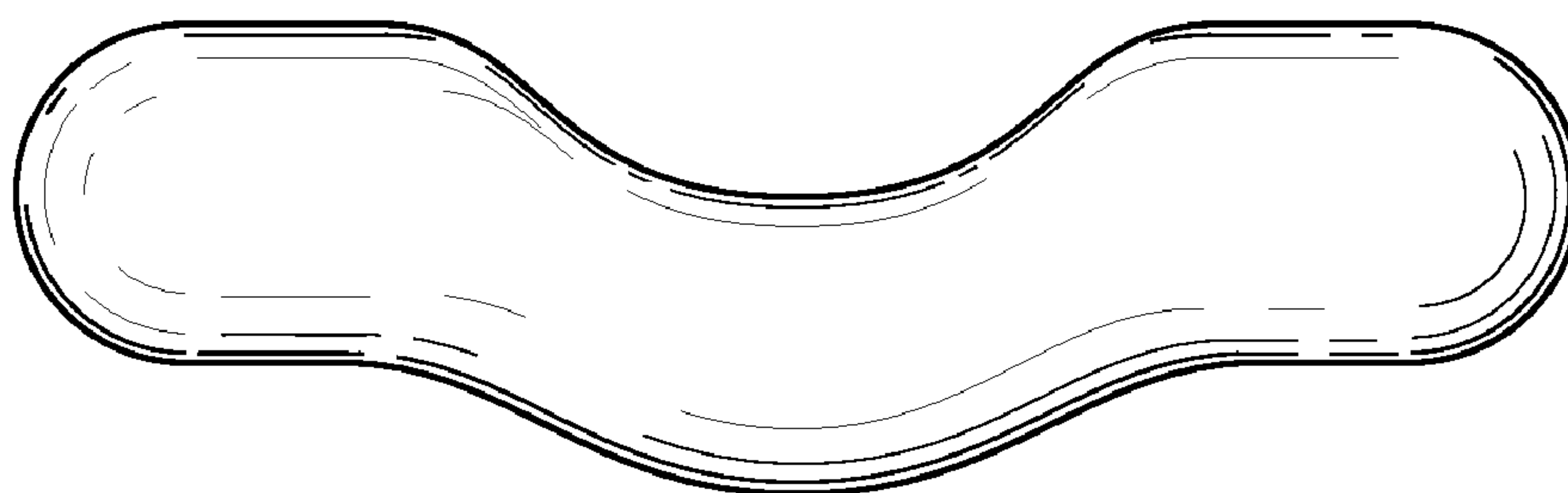


FIG. 4

