



US00D615591S

(12) **United States Design Patent**
Li

(10) **Patent No.:** **US D615,591 S**

(45) **Date of Patent:** **** May 11, 2010**

(54) **PROTECTIVE GRIP FOR A WRITING INSTRUMENT**

(75) Inventor: **Bin Li**, Ningbo (CN)

(73) Assignee: **Beifa Group Co., Ltd.**, Ningbo (CN)

(**) Term: **14 Years**

(21) Appl. No.: **29/327,519**

(22) Filed: **Nov. 7, 2008**

(30) **Foreign Application Priority Data**

May 8, 2008 (CN) 2008 3 0120357

(51) **LOC (9) Cl.** **19-06**

(52) **U.S. Cl.** **D19/55**

(58) **Field of Classification Search** D19/35,
D19/36, 41, 42, 43, 44, 45, 46, 47, 48, 49,
D19/50, 51, 54, 55, 56, 57; D14/441; D26/49;
24/11 F, 11 P, 11 R; 401/6, 7, 8, 52, 99,
401/100, 104, 105, 106, 107, 108, 109, 192,
401/195, 221, 234; 708/107

See application file for complete search history.

(56) **References Cited**

U.S. PATENT DOCUMENTS

- 1,807,415 A * 5/1931 La France 401/6
- 1,879,456 A * 9/1932 Parsons 401/7
- 2,173,451 A * 9/1939 Lorber 401/6
- 2,236,194 A * 3/1941 Lorber 401/88
- D185,824 S * 8/1959 Armstrong D19/55
- 4,076,427 A * 2/1978 Anderson 401/6
- 4,526,547 A * 7/1985 Rusk 434/166
- D298,439 S * 11/1988 Rusk D19/55
- 4,832,604 A * 5/1989 Rusk 434/166
- D318,295 S * 7/1991 Sze D19/55
- D328,759 S * 8/1992 Pozil et al. D19/55
- 5,143,463 A * 9/1992 Pozil et al. 401/6
- D396,059 S * 7/1998 Plantz et al. D19/55
- D414,807 S 10/1999 Baudino
- D432,168 S * 10/2000 Provda D19/55

- D440,605 S 4/2001 Izushima
- 6,273,626 B1 8/2001 Yazawa
- D470,530 S * 2/2003 Moon D19/55
- D471,233 S 3/2003 Geiselhart
- 7,004,655 B2 * 2/2006 Ferrara 401/6
- 7,226,229 B1 * 6/2007 Register 401/109
- D583,868 S * 12/2008 Peterson D19/55

FOREIGN PATENT DOCUMENTS

- GB 2049736 * 8/1995
- WO DM/049404 * 7/1999
- WO DM/063384 * 3/2003

OTHER PUBLICATIONS

Li, B., "Protective Grip for a Writing Instrument," U.S. Appl. No. 29/327,524, filed Nov. 7, 2008.

* cited by examiner

Primary Examiner—Elizabeth A Albert

Assistant Examiner—Karen E Eldridge Powers

(74) *Attorney, Agent, or Firm*—Christensen O'Connor Johnson Kindness PLLC

(57) **CLAIM**

The ornamental design for a protective grip for a writing instrument, as shown and described.

DESCRIPTION

FIG. 1 is an upper front right perspective view of a protective grip for a writing instrument showing my new design;

FIG. 2 is a front elevation view thereof;

FIG. 3 is a right side elevation view thereof;

FIG. 4 is a rear elevation view thereof;

FIG. 5 is a left side elevation view thereof;

FIG. 6 is a bottom plan view thereof; and,

FIG. 7 is a top plan view thereof.

The stippled shading represents a surface texture.

1 Claim, 3 Drawing Sheets

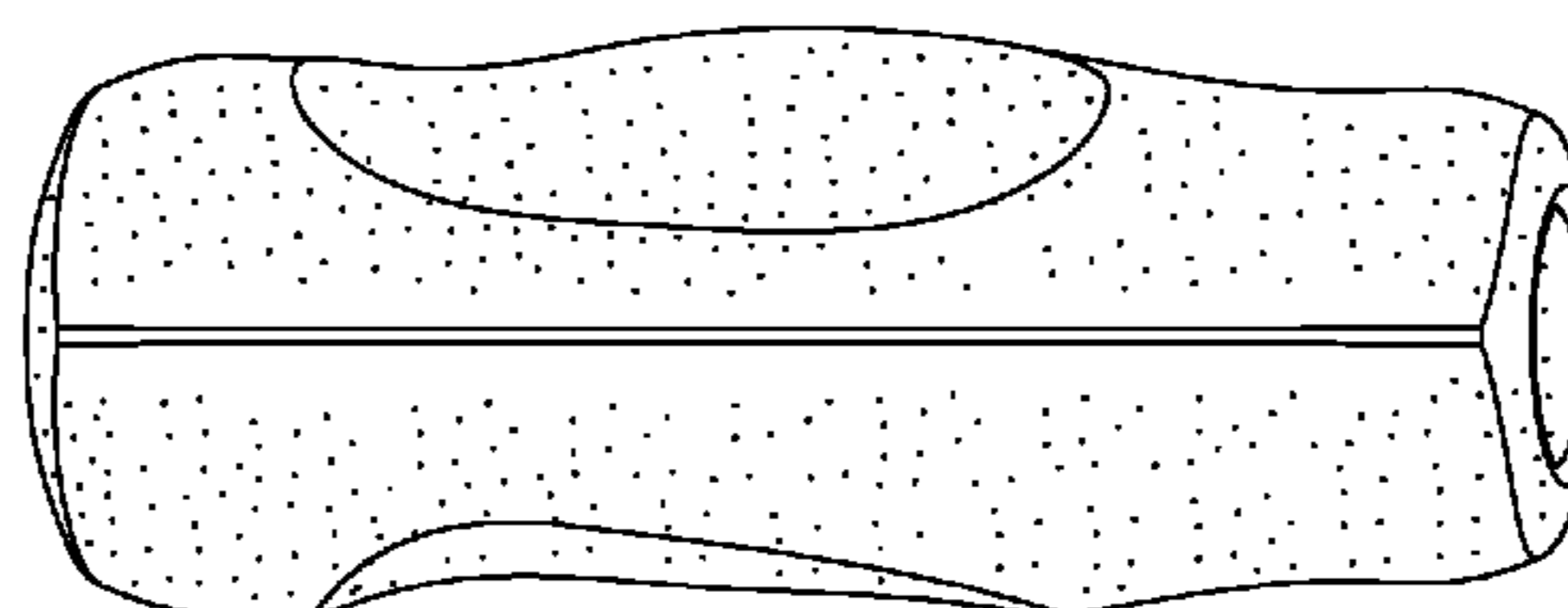
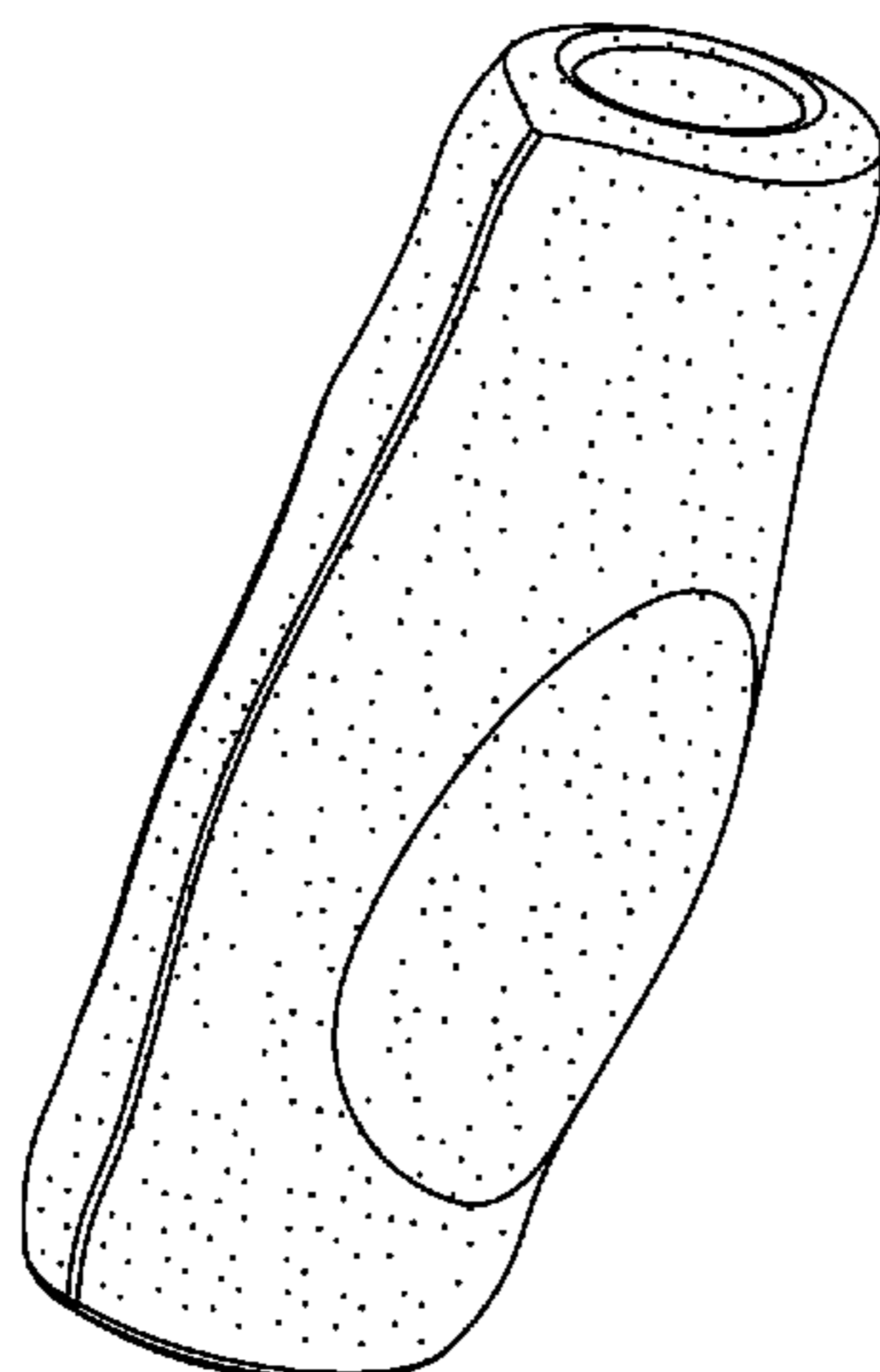
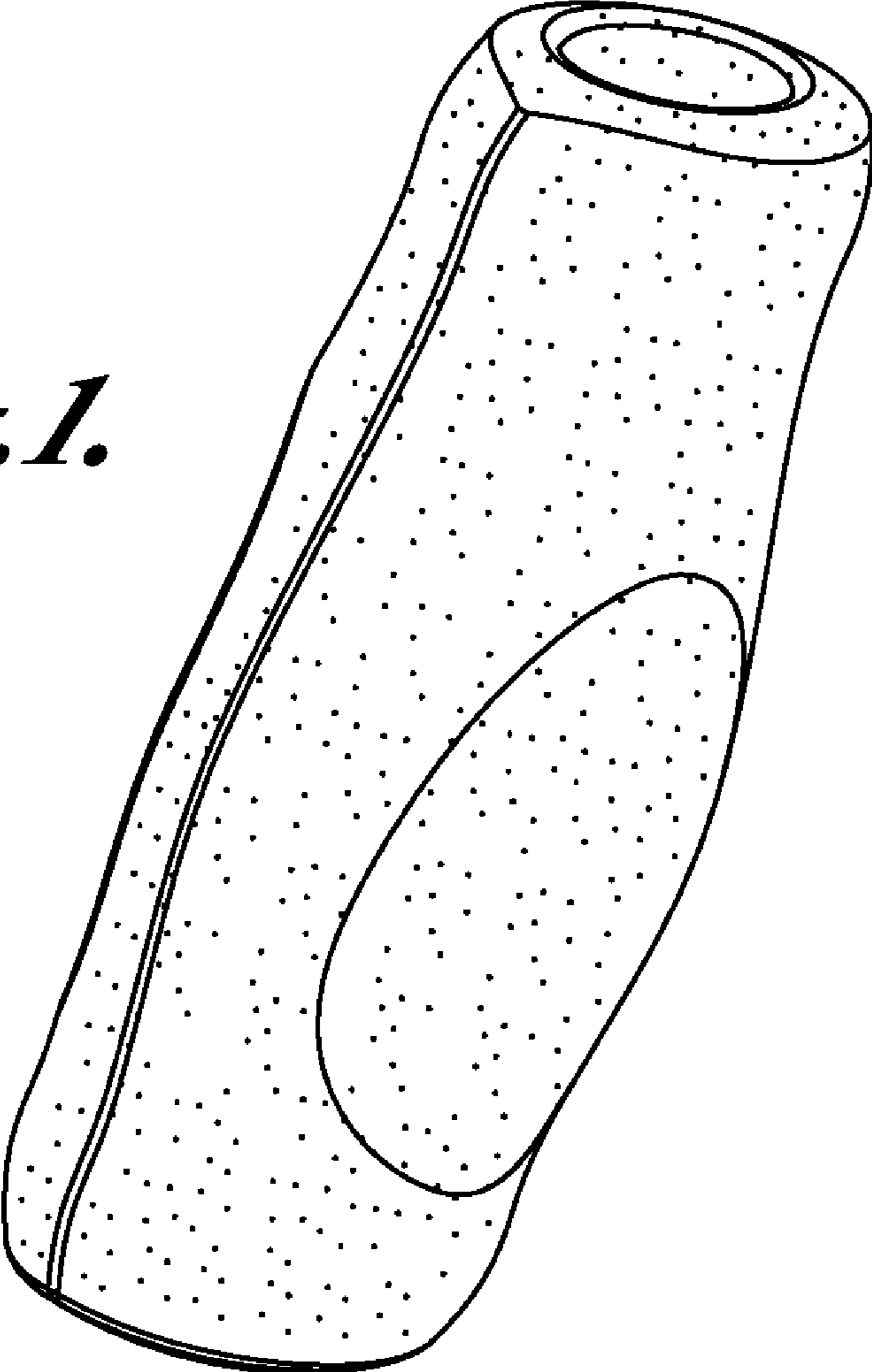


Fig. 1.



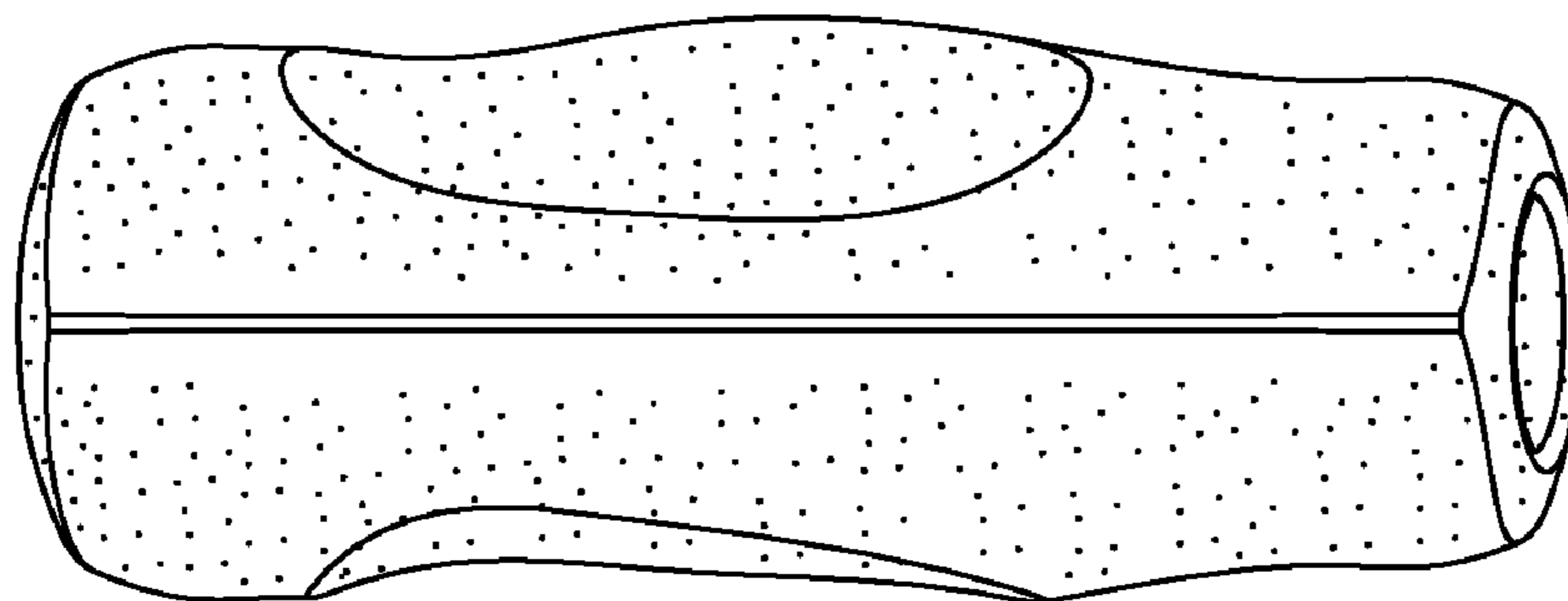


Fig. 2.

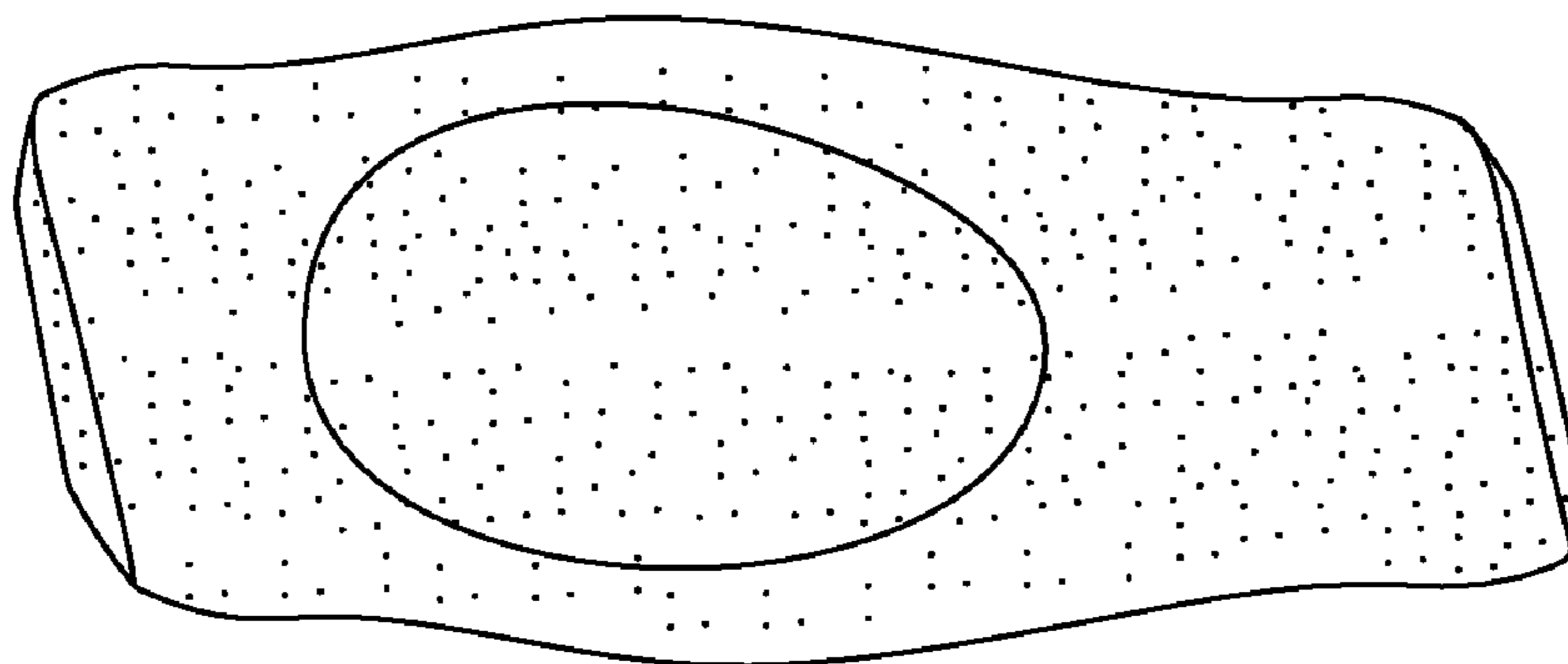


Fig. 3.

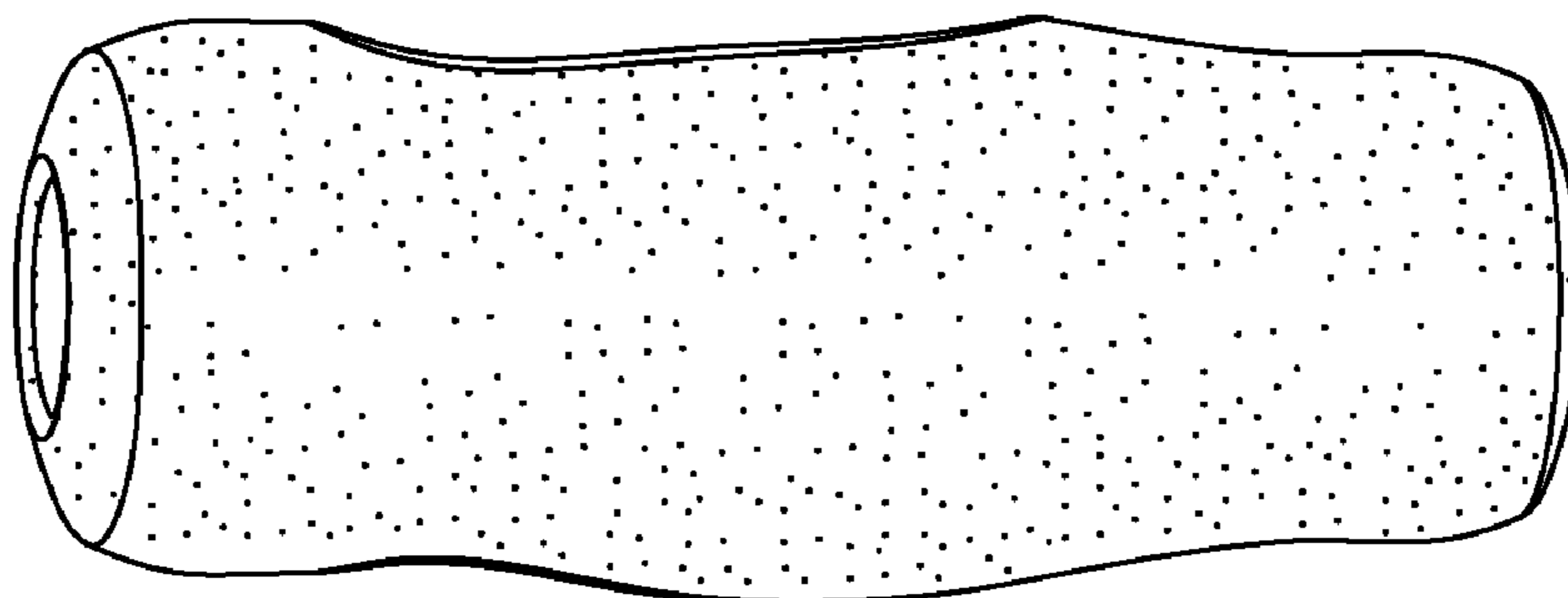


Fig. 4.

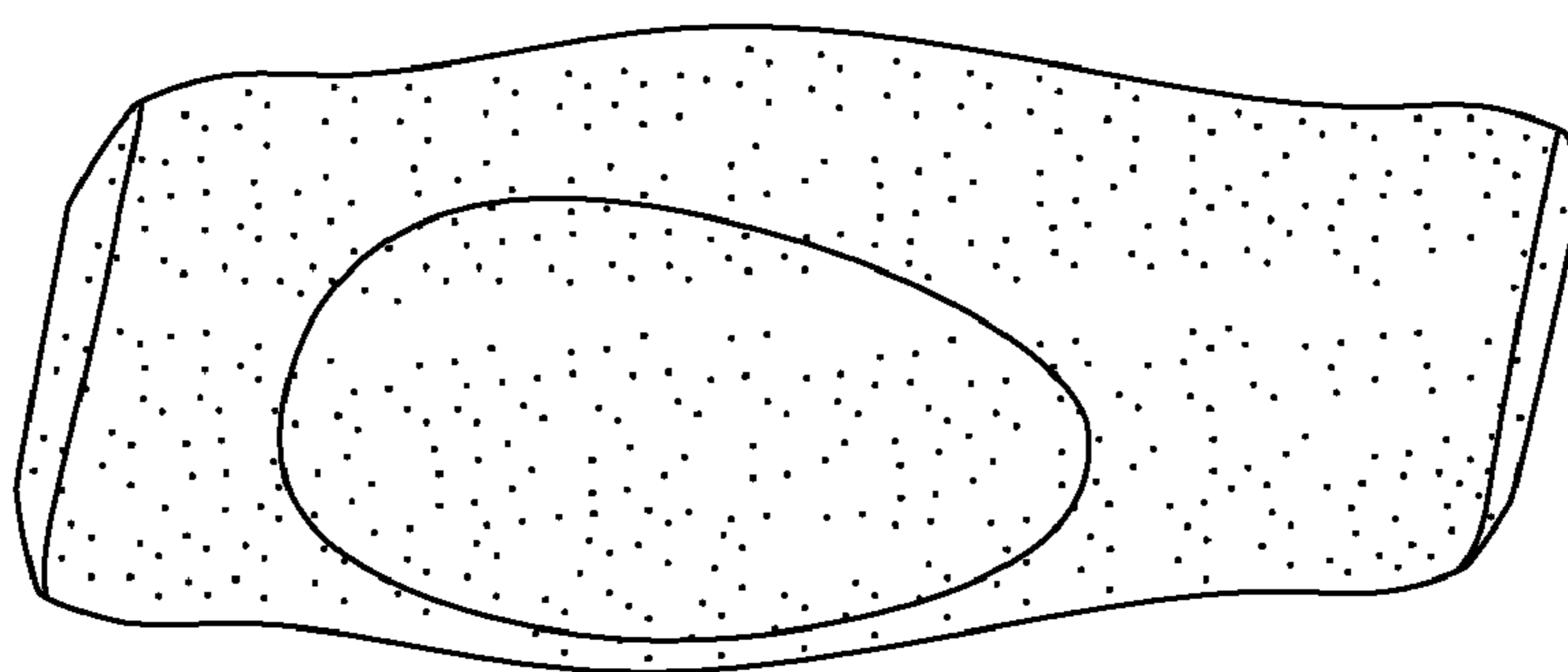


Fig. 5.

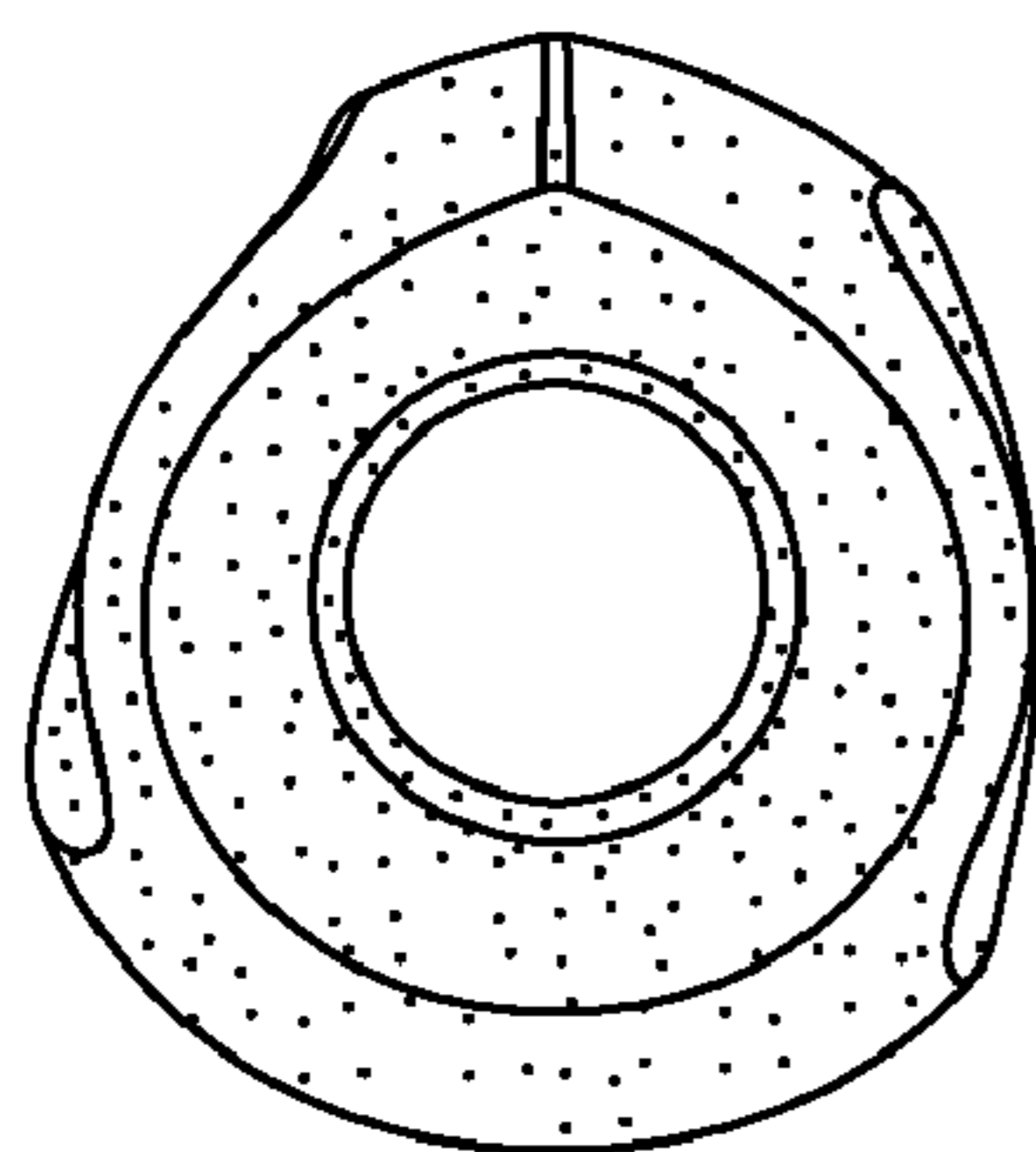


Fig. 6.

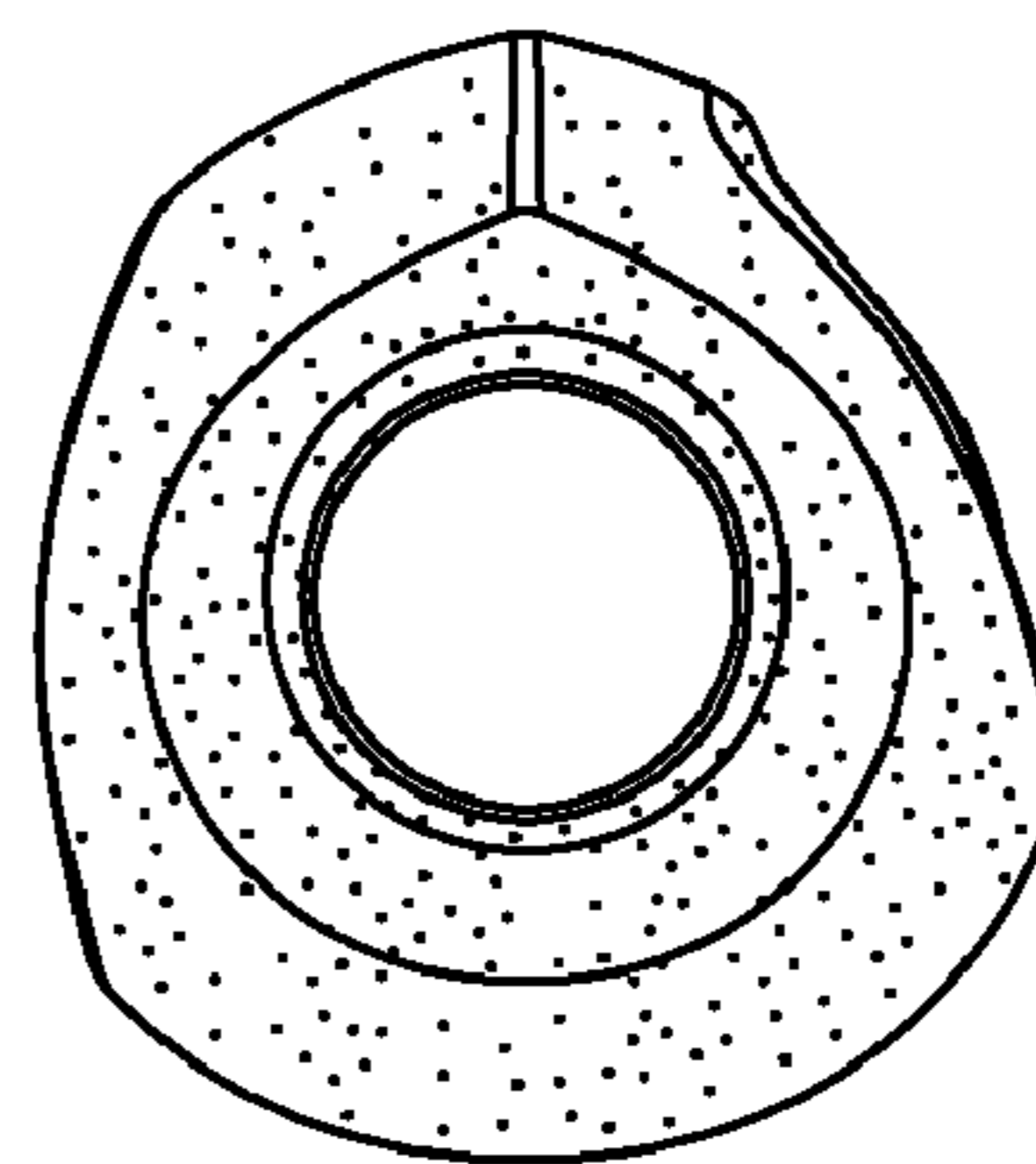


Fig. 7.