



US00D615588S

(12) **United States Design Patent**  
**Hillemann**

(10) **Patent No.:** **US D615,588 S**

(45) **Date of Patent:** **\*\* May 11, 2010**

(54) **WRITING INSTRUMENT**

EM 000635982-0001 \* 1/2007

(75) Inventor: **Markus Hillemann**, Kranzberg (DE)

(Continued)

(73) Assignee: **Johann Froescheis**  
**Lyra-Bleistift-Fabrik GmbH & Co.**  
**KG, Nuremberg (DE)**

**OTHER PUBLICATIONS**

Staedtler Textsurfer dry #128 64W, as shown in Staedtler catalog 2008, numbered p. 25 (at arrow).\*

(\*\*) Term: **14 Years**

(Continued)

(21) Appl. No.: **29/322,822**

*Primary Examiner*—Elizabeth A Albert

*Assistant Examiner*—Karen E Eldridge Powers

(22) Filed: **Aug. 13, 2008**

(74) *Attorney, Agent, or Firm*—Hamre, Schumann, Mueller & Larson, P.C.

(30) **Foreign Application Priority Data**

(57) **CLAIM**

Feb. 14, 2008 (EM) ..... 000879044

The ornamental design for a writing instrument, as shown and described.

(51) **LOC (9) Cl.** ..... **19-06**

(52) **U.S. Cl.** ..... **D19/45**

(58) **Field of Classification Search** ..... D19/35,  
D19/36, 41, 42, 43, 44, 45, 46, 47, 48, 49,  
D19/50, 51, 52, 53, 54, 55, 56, 57; 24/11 F,  
24/11 P, 11 R; 401/6, 52, 99, 100, 104, 105,  
401/106, 107, 108, 109, 192, 195, 243, 244,  
401/245, 246, 247; 708/107

**DESCRIPTION**

FIG. 1 is a perspective view of a writing instrument in accordance with a first embodiment of my design;

FIG. 2 is a second perspective view thereof;

FIG. 3 is a right side elevational view with the side opposite being a mirror image thereof;

FIG. 4 is a top plan view thereof;

FIG. 5 is a bottom plan view thereof;

FIG. 6 is a front view thereof;

FIG. 7 is a rear view thereof;

FIG. 8 is a perspective view of a writing instrument in accordance with a second embodiment of my design;

FIG. 9 is a second perspective view thereof;

FIG. 10 is a right side elevational view with the side opposite being a mirror image thereof;

FIG. 11 is a top plan view thereof;

FIG. 12 is a bottom plan view thereof;

FIG. 13 is a front view thereof; and,

FIG. 14 is a rear view thereof.

See application file for complete search history.

(56) **References Cited**

**U.S. PATENT DOCUMENTS**


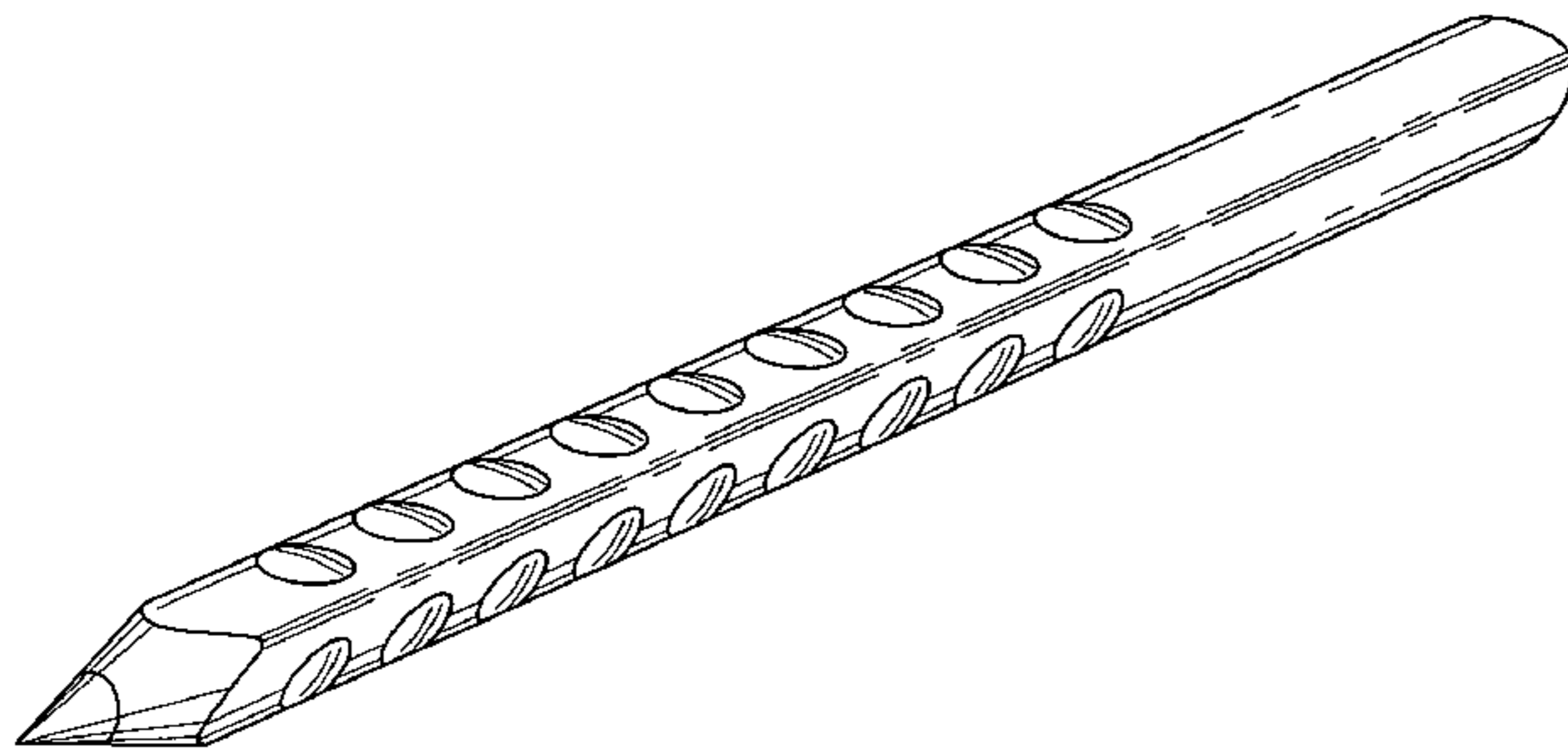
- D18,492 S \* 7/1888 Kraus ..... D19/47
- 703,304 A \* 6/1902 Rakestraw ..... 401/97
- D36,878 S \* 4/1904 Seeger ..... D24/152
- 1,163,674 A \* 12/1915 McCarroll ..... 15/427
- 1,234,686 A \* 7/1917 Palmer et al. .... 30/452
- 1,384,706 A \* 7/1921 Meyner ..... 250/465.1
- D81,435 S \* 6/1930 Coby ..... D19/46
- D94,375 S \* 1/1935 Back ..... D19/49
- 2,024,136 A \* 12/1935 Bardwell ..... 30/168
- D102,801 S \* 1/1937 Parker ..... D19/49

(Continued)

**FOREIGN PATENT DOCUMENTS**

EM 000177472-0001 \* 8/2004

**1 Claim, 4 Drawing Sheets**



# US D615,588 S

Page 2

## U.S. PATENT DOCUMENTS

2,171,188 A \* 8/1939 Morris ..... 401/52  
D129,159 S \* 8/1941 Dreyfuss ..... D19/49  
2,372,914 A \* 4/1945 Schweitzer ..... 401/88  
D141,630 S \* 6/1945 Chapman ..... D19/47  
D141,631 S \* 6/1945 Chapman ..... D19/49  
D161,826 S \* 2/1951 Ferber ..... D19/49  
D166,254 S \* 3/1952 Gazda ..... D19/42  
2,608,953 A \* 9/1952 Kollman ..... 401/35  
D177,560 S \* 5/1956 Ensign ..... D19/49  
D179,538 S \* 1/1957 Harper ..... D19/49  
D179,795 S \* 3/1957 Aversa ..... D19/49  
D180,621 S \* 7/1957 Schoeman ..... D19/51  
D188,972 S \* 10/1960 Young ..... D19/49  
D189,852 S \* 3/1961 Cox ..... D21/756  
D202,395 S \* 9/1965 Lamb ..... D19/45  
3,462,868 A 8/1969 Arnett  
4,030,841 A \* 6/1977 Balasty ..... 401/6  
4,371,278 A \* 2/1983 Joo ..... 401/195  
D284,871 S 7/1986 Motoki  
D287,860 S \* 1/1987 McShirley ..... D19/42  
4,717,275 A \* 1/1988 Burkhardt, Jr. .... 401/104  
D294,281 S 2/1988 Song  
D313,245 S \* 12/1990 Iwase ..... D19/43  
D324,238 S \* 2/1992 Nitta ..... D19/49  
D335,347 S \* 5/1993 McKeown ..... D24/133  
D342,279 S \* 12/1993 Anavil et al. .... D19/49  
D363,740 S 10/1995 Quimby  
D397,148 S \* 8/1998 Luntz ..... D18/36  
D414,202 S \* 9/1999 Pellissa Beneyto ..... D19/47  
D416,042 S \* 11/1999 Burkhardt, Jr. .... D19/51  
D420,046 S \* 2/2000 Meyer et al. .... D19/47  
D433,705 S \* 11/2000 Kohlhase ..... D19/51

6,171,005 B1 \* 1/2001 Kuo ..... 401/195  
D457,916 S \* 5/2002 Reichmann ..... D19/36  
6,461,067 B1 \* 10/2002 Beck et al. .... 401/7  
D470,885 S \* 2/2003 Tahara ..... D19/36  
D474,240 S 5/2003 Alderson  
D504,152 S \* 4/2005 Collin ..... D19/43  
D539,844 S \* 4/2007 Kiple et al. .... D19/43  
D548,786 S \* 8/2007 O'Hern et al. .... D19/47  
D552,175 S 10/2007 Boerio  
D580,849 S \* 11/2008 Ma ..... D19/36  
D585,489 S \* 1/2009 Han ..... D19/36  
D586,853 S \* 2/2009 Tan ..... D19/49  
D586,854 S \* 2/2009 Tan ..... D19/49  
D587,310 S 2/2009 Paslawski  
D601,192 S 9/2009 Chen  
2009/0003918 A1 \* 1/2009 Beck et al. .... 401/6

## FOREIGN PATENT DOCUMENTS

EM 000635982-0012 \* 1/2007  
EP 000 08 26 49 9/2003  
EP 000 60 44 67 10/2006  
GB 2089187 \* 10/1999  
GB 2092365 \* 10/1999  
GB 2092771 \* 11/1999  
JP 60-178182 11/1985  
WO DM/052905 \* 8/2000

## OTHER PUBLICATIONS

“Groove” and “Colorstripe” colored pencils, as shown on [www.lyra.de](http://www.lyra.de), viewed Jul. 9, 2009 (2 pages).\*

Co-pending U.S. Appl. No. 29/352,205 entitled “Writing Instrument” filed Dec. 17, 2009.

\* cited by examiner

FIG. 1

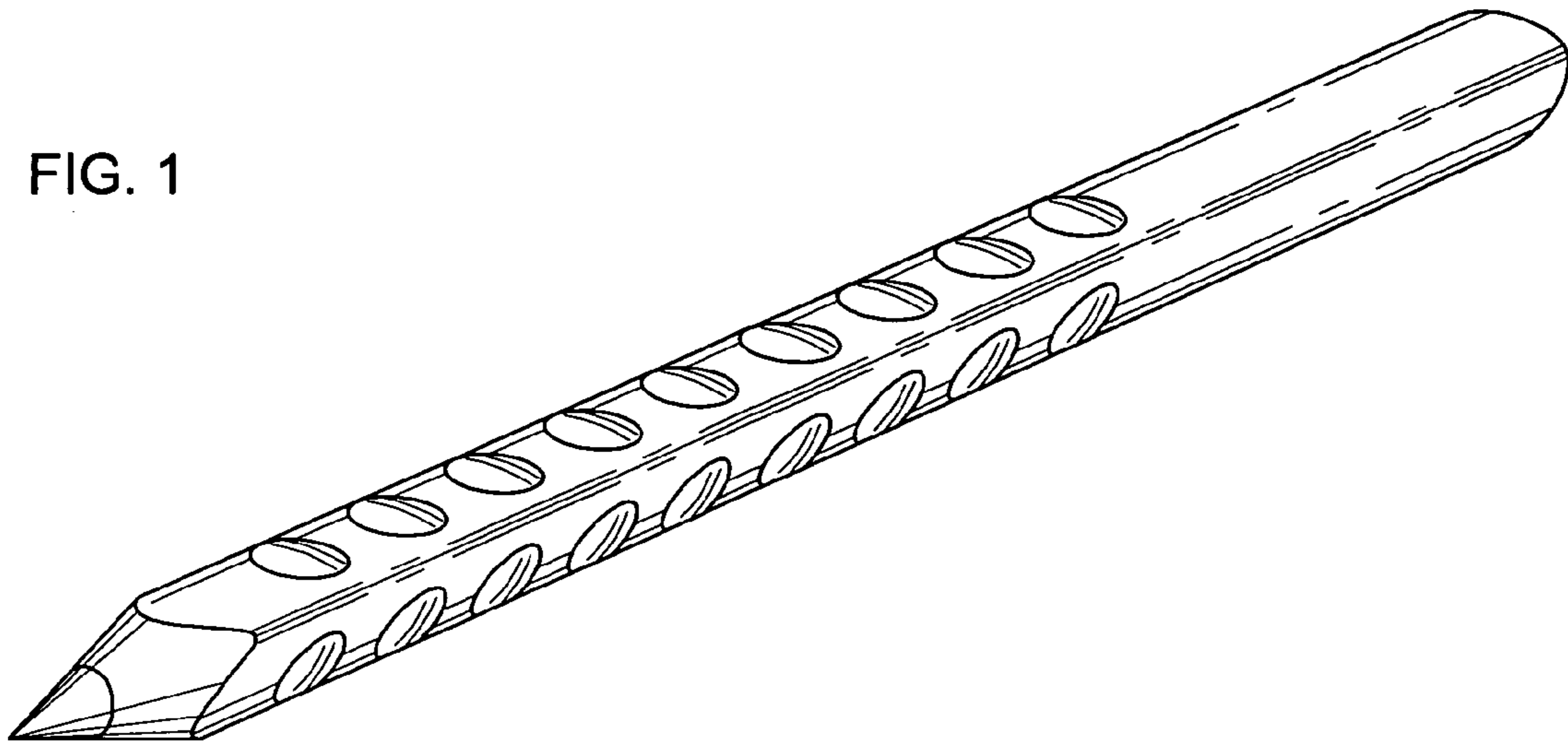


FIG. 2

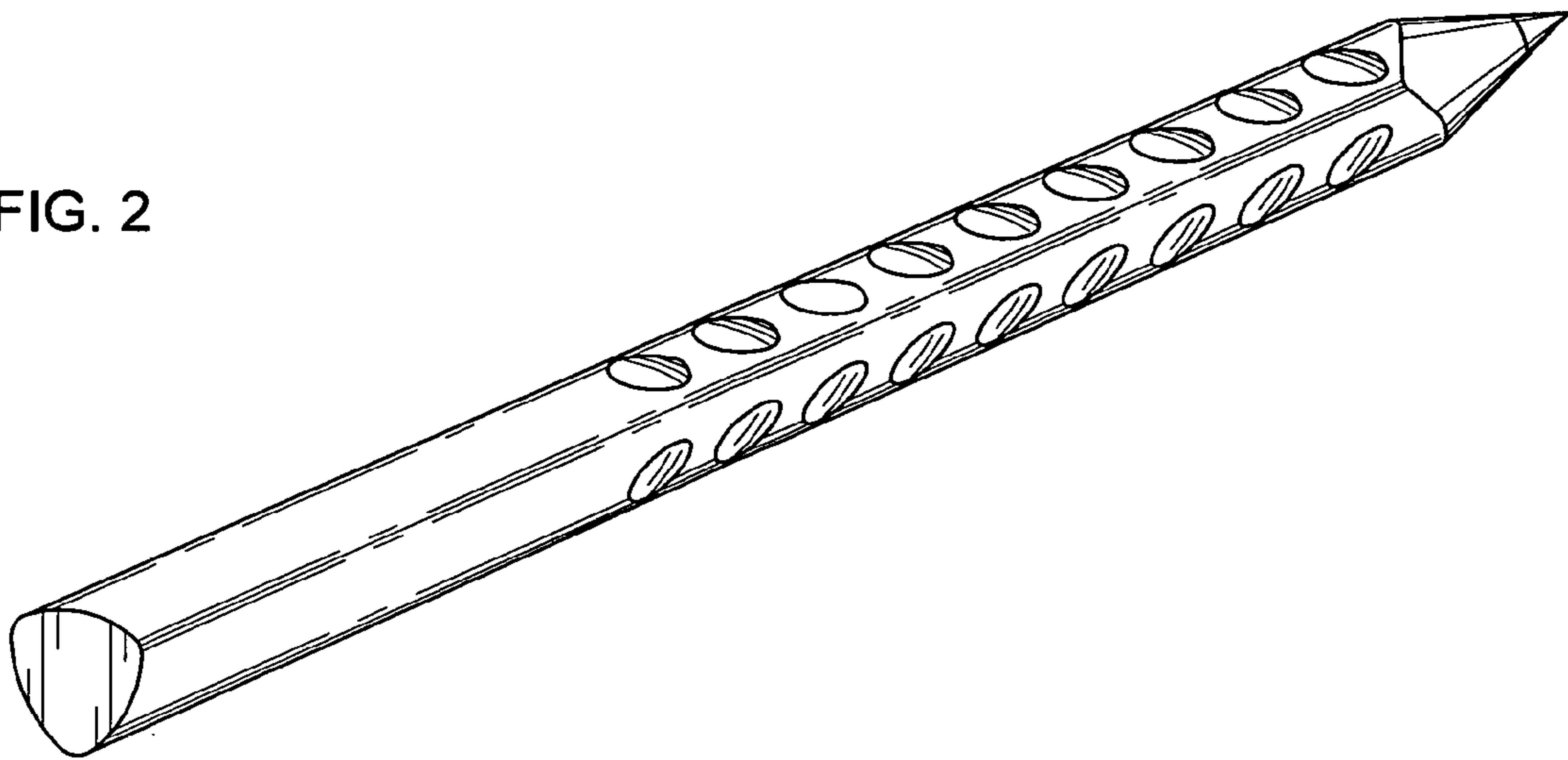


FIG. 6

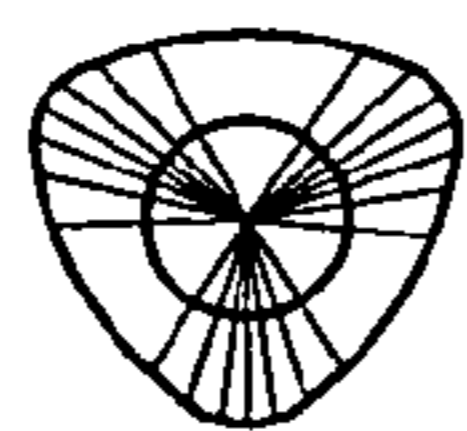


FIG. 7

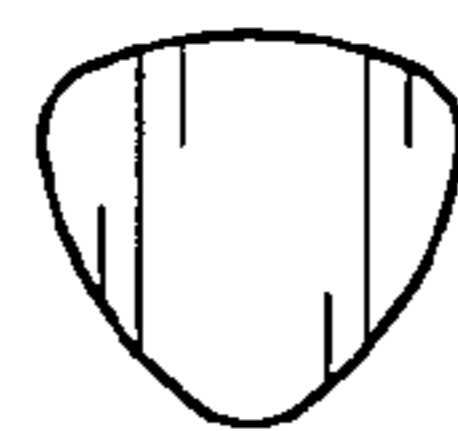


FIG. 3

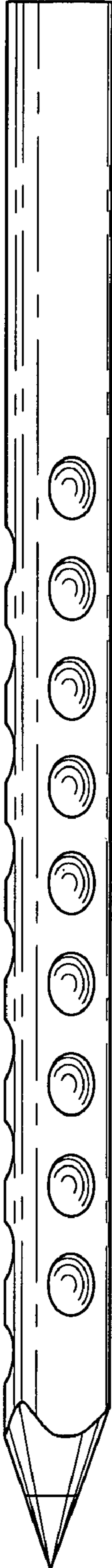


FIG. 4

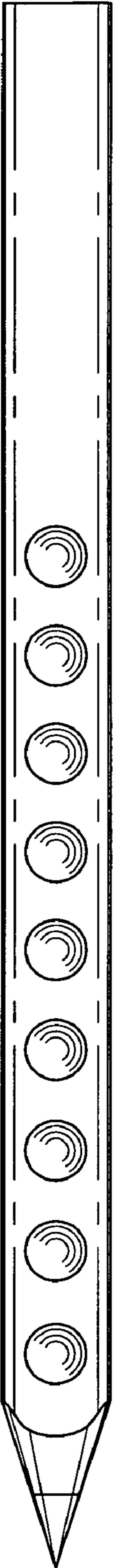


FIG. 5

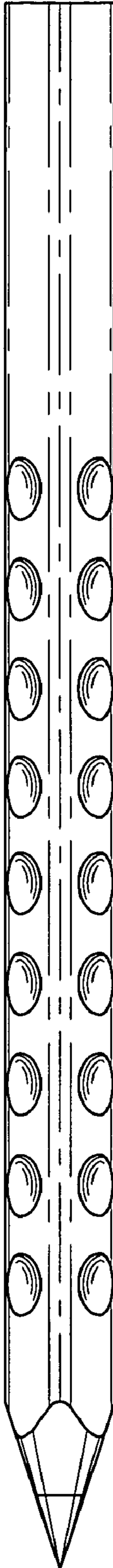


FIG. 8

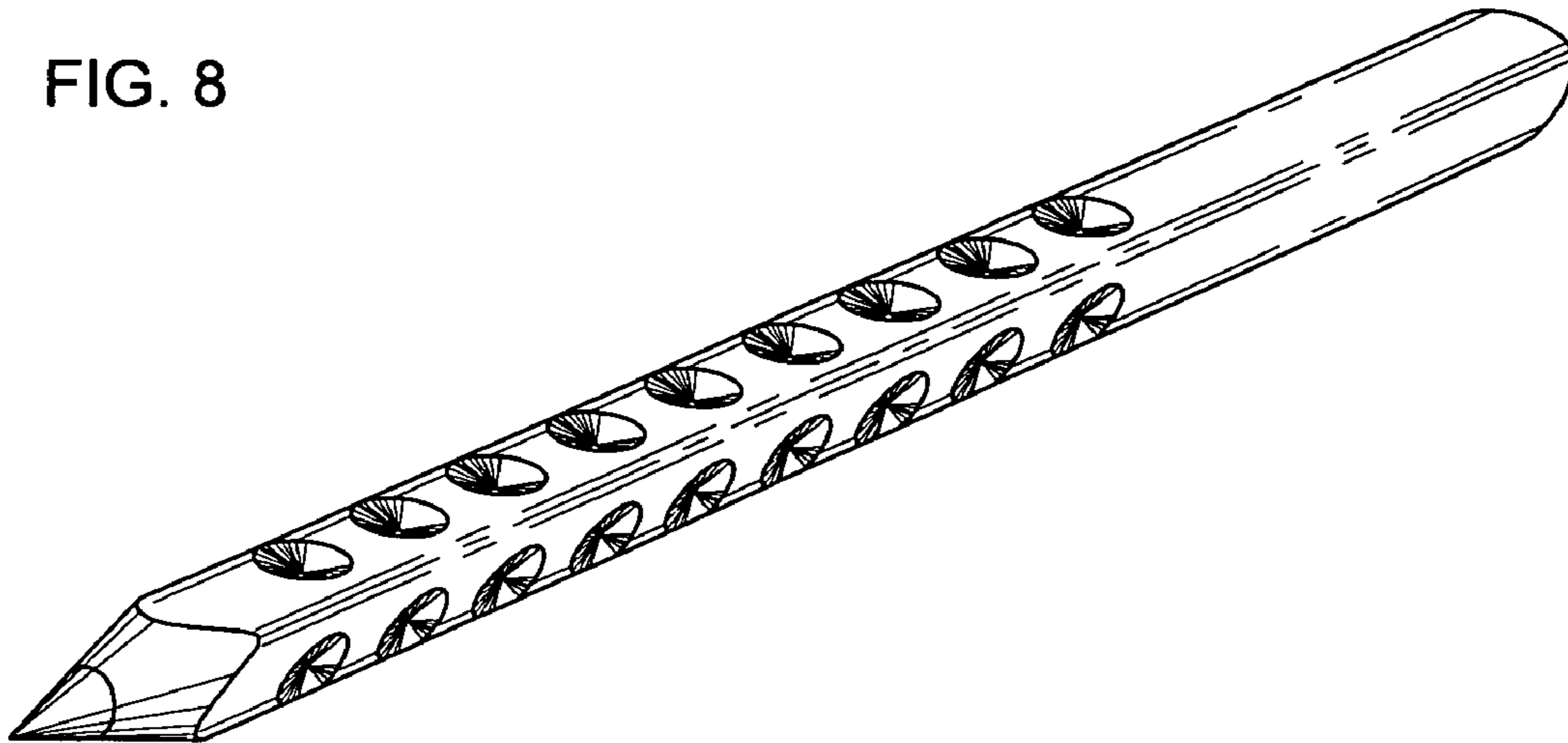


FIG. 9

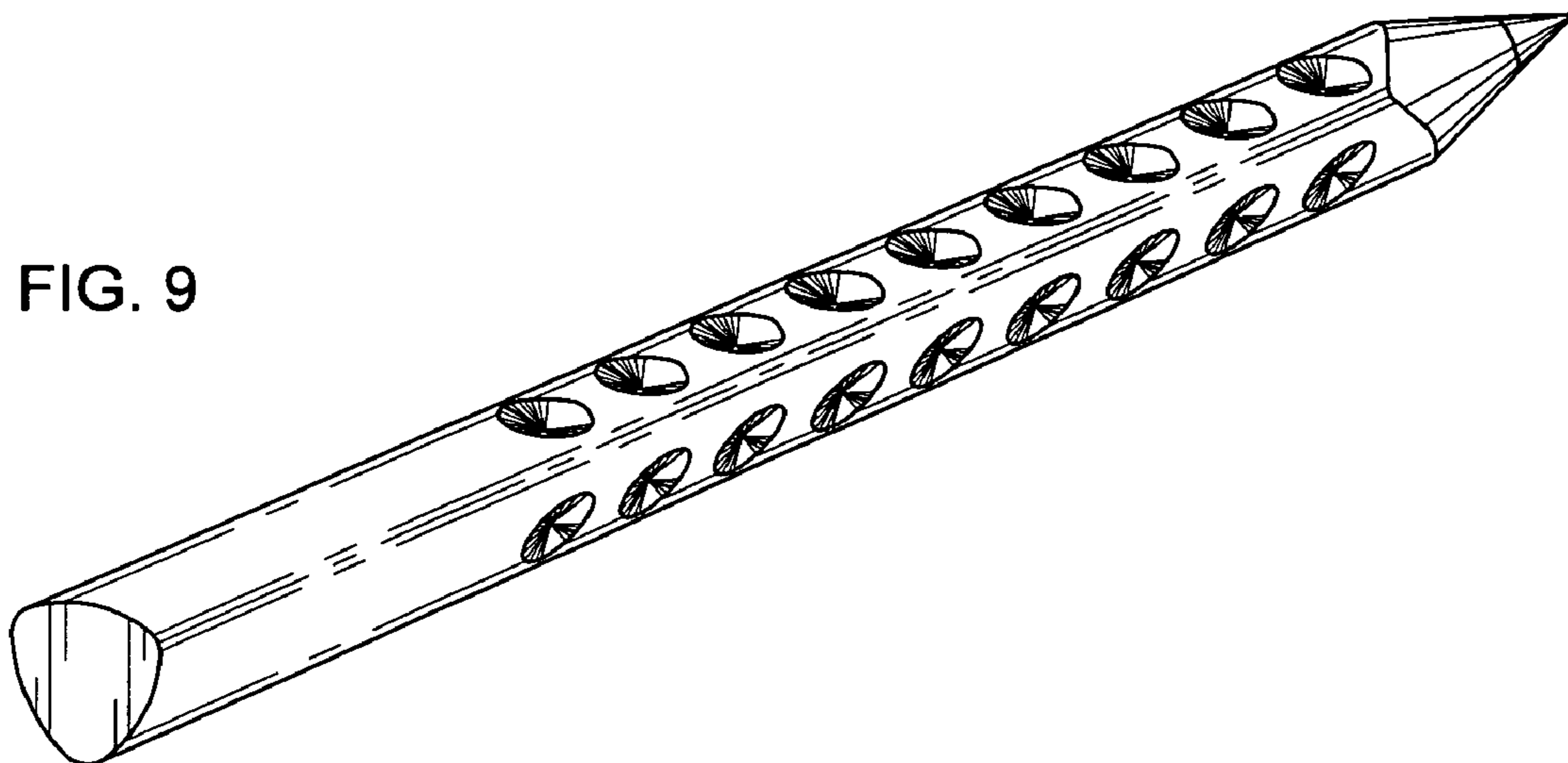


FIG. 13

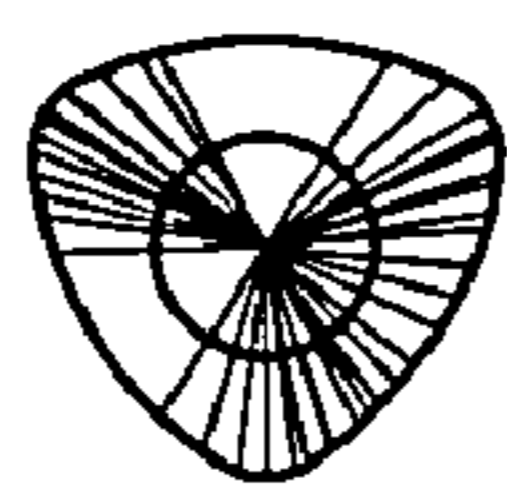
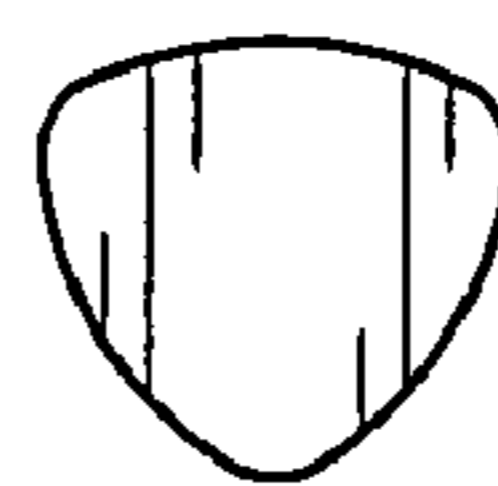


FIG. 14



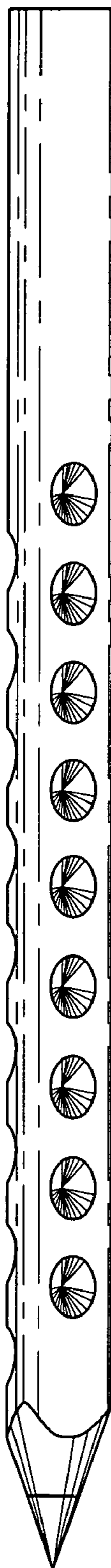


FIG. 10

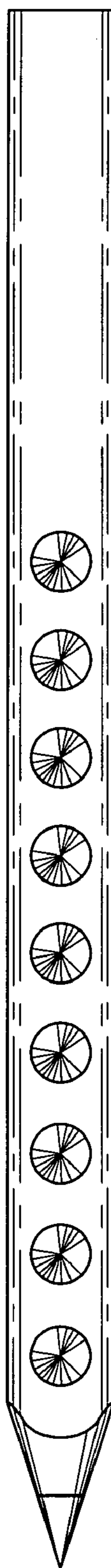


FIG. 11

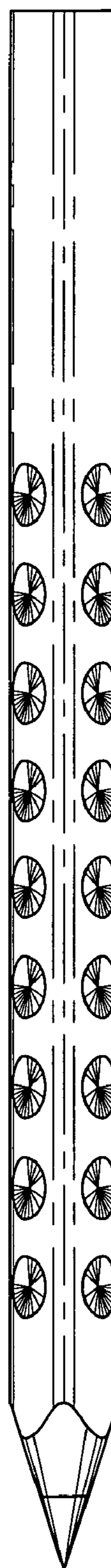


FIG. 12