



US00D615584S

(12) **United States Design Patent**  
**Jimba et al.**

(10) **Patent No.:** **US D615,584 S**

(45) **Date of Patent:** **\*\* May 11, 2010**

(54) **TONER SUPPLYING CARTRIDGE**

(75) Inventors: **Manabu Jimba**, Toride (JP); **Takashi Nakanishi**, Abiko (JP); **Kenta Koyama**, Tokyo (JP); **Hiroaki Ohashi**, Tokyo (JP); **Yusuke Yamada**, Moriya (JP)

(73) Assignee: **Canon Kabushiki Kaisha**, Tokyo (JP)

(\*\*) Term: **14 Years**

(21) Appl. No.: **29/335,807**

(22) Filed: **Apr. 22, 2009**

(30) **Foreign Application Priority Data**

Oct. 23, 2008 (JP) ..... 2008-027177

(51) **LOC (9) Cl.** ..... **16-03**

(52) **U.S. Cl.** ..... **D18/43**

(58) **Field of Classification Search** ..... D14/462,  
D14/471, 474, 475; D18/12, 36, 40, 43,  
D18/44, 56; 222/DIG. 1; 347/197, 214,  
347/222; 399/24-27, 107-112, 119, 121,  
399/122, 222-224

See application file for complete search history.

(56) **References Cited**

**U.S. PATENT DOCUMENTS**

- D376,614 S \* 12/1996 Ichikawa et al. .... D18/43
- D450,081 S \* 11/2001 Tsuji et al. .... D18/43
- D458,960 S \* 6/2002 Wang et al. .... D18/43
- D502,731 S \* 3/2005 Yamada ..... D18/43

- 6,993,273 B2 \* 1/2006 Yamada ..... 222/DIG. 1
- D529,542 S \* 10/2006 Tazawa ..... D18/43
- D531,205 S \* 10/2006 Okino ..... D18/43
- D532,037 S \* 11/2006 Tsuda et al. .... D18/43
- D538,331 S \* 3/2007 Tazawa ..... D18/43
- D599,845 S \* 9/2009 Kurenuma et al. .... D18/43
- D602,985 S \* 10/2009 Yoshizawa ..... D18/43

\* cited by examiner

*Primary Examiner*—Caron Veynar

*Assistant Examiner*—Garth Rademaker

(74) *Attorney, Agent, or Firm*—Fitzpatrick, Cella, Harper & Scinto

(57) **CLAIM**

The ornamental design for a toner supplying cartridge, as shown and described.

**DESCRIPTION**

FIG. 1 is a front view of a toner supplying cartridge showing our new design;

FIG. 2 is a rear view thereof;

FIG. 3 is a top plan view thereof;

FIG. 4 is a bottom plan view thereof;

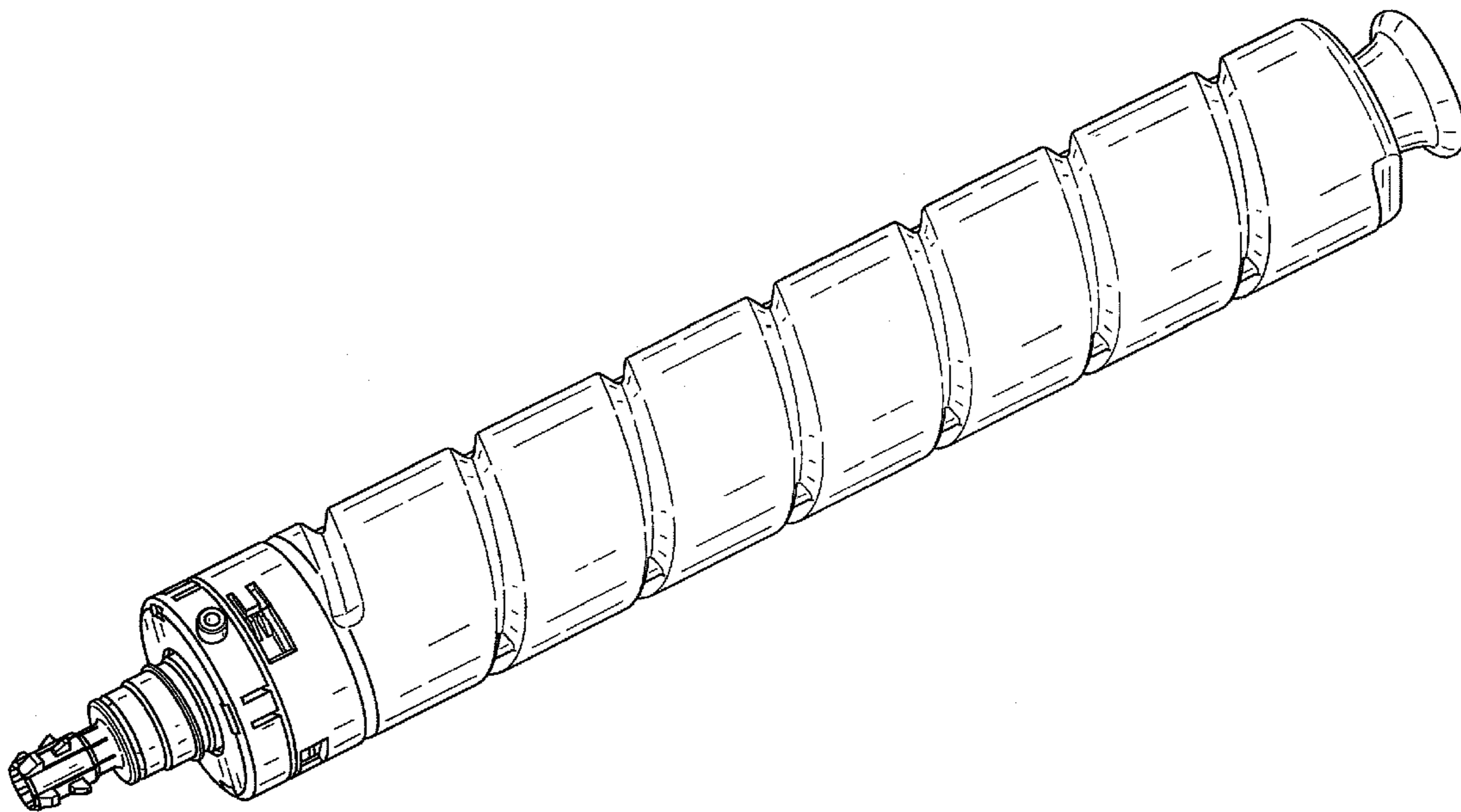
FIG. 5 is a left side view thereof;

FIG. 6 is a right side view thereof; and,

FIG. 7 is a perspective view thereof.

The broken lines depict environmental subject matter only and form no part of the claimed design.

**1 Claim, 4 Drawing Sheets**



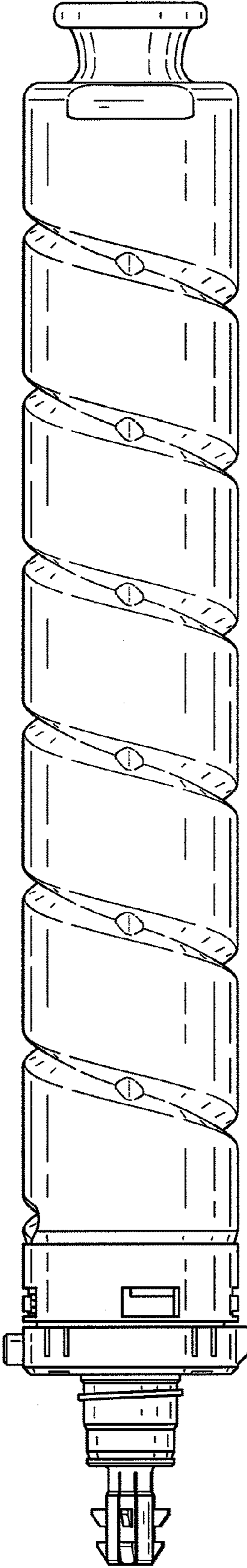


FIG. 1

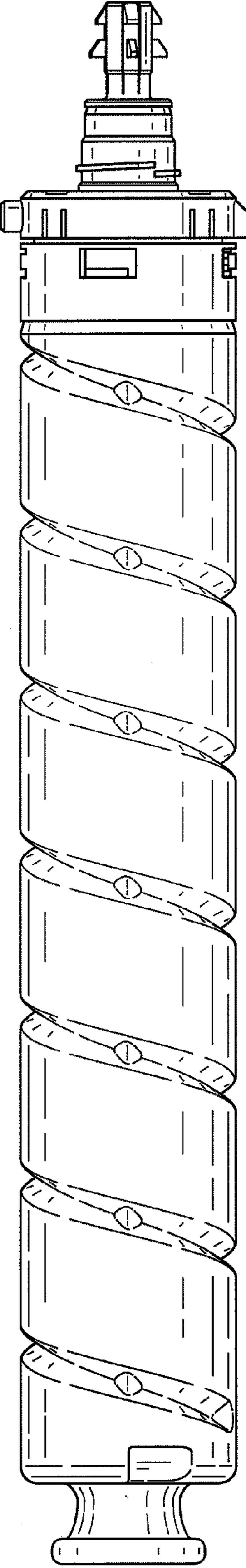


FIG. 2

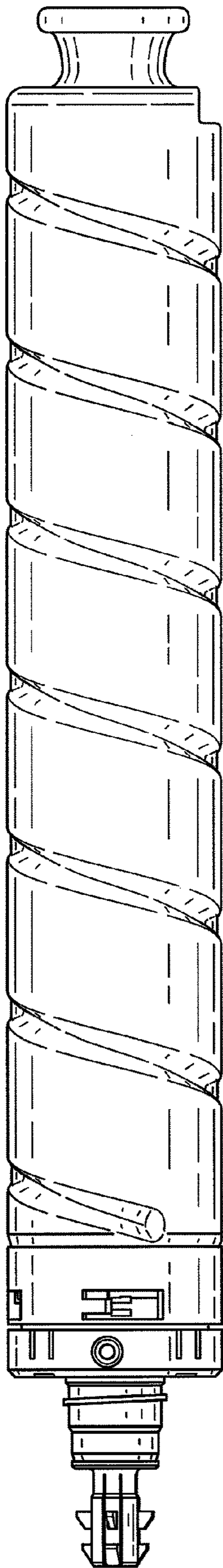


FIG. 3

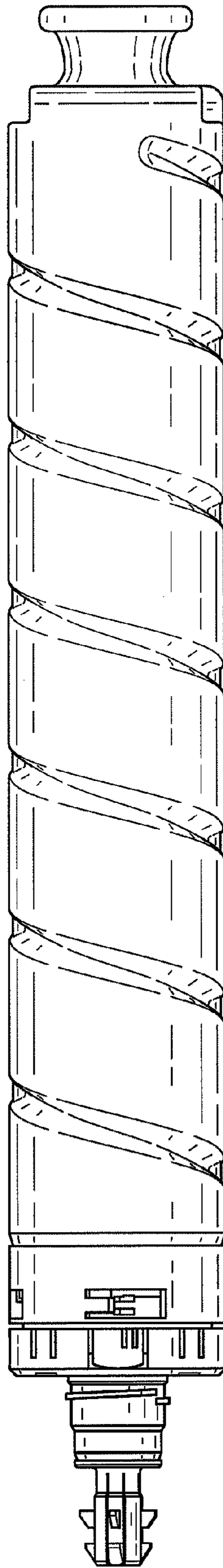
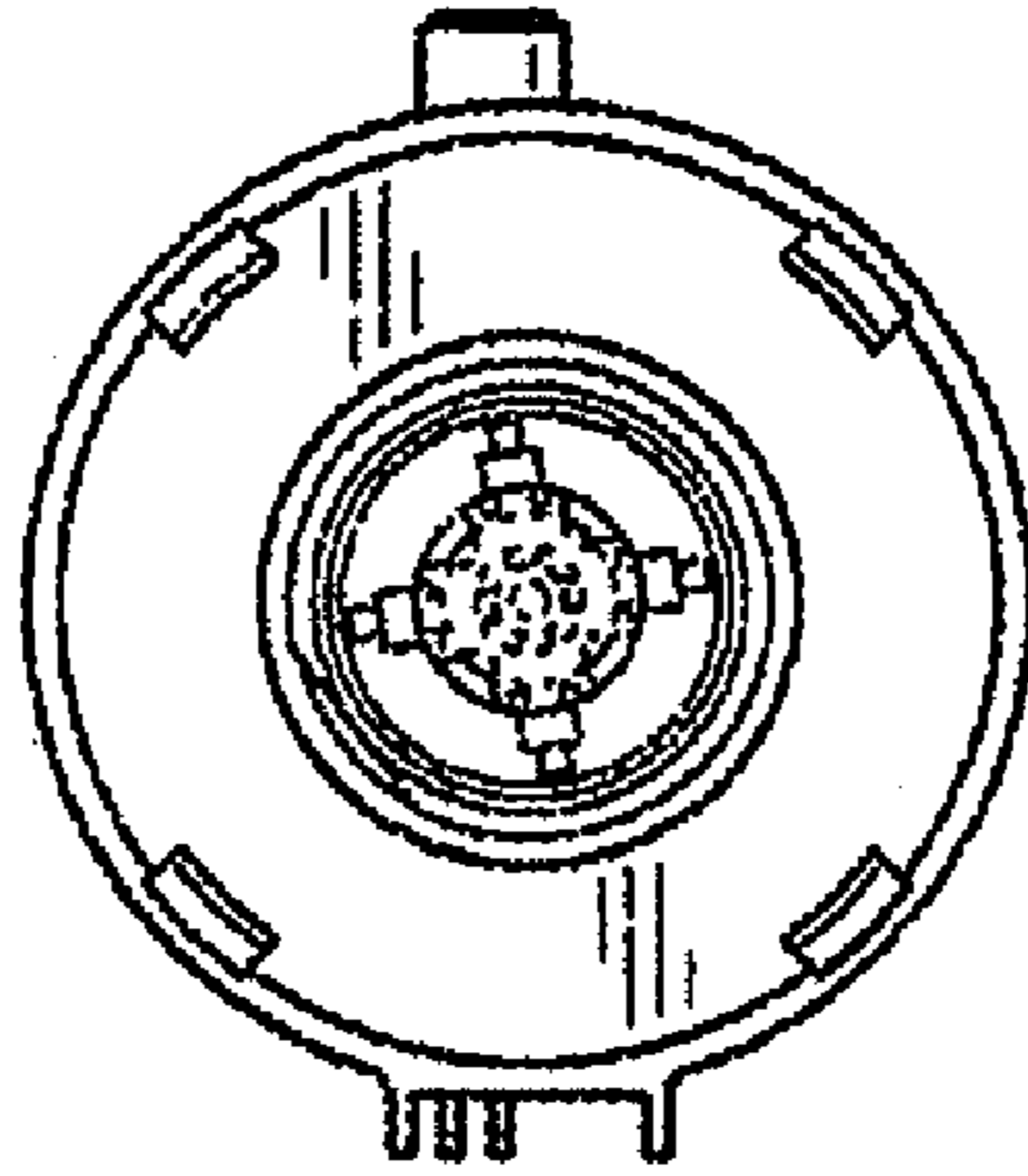
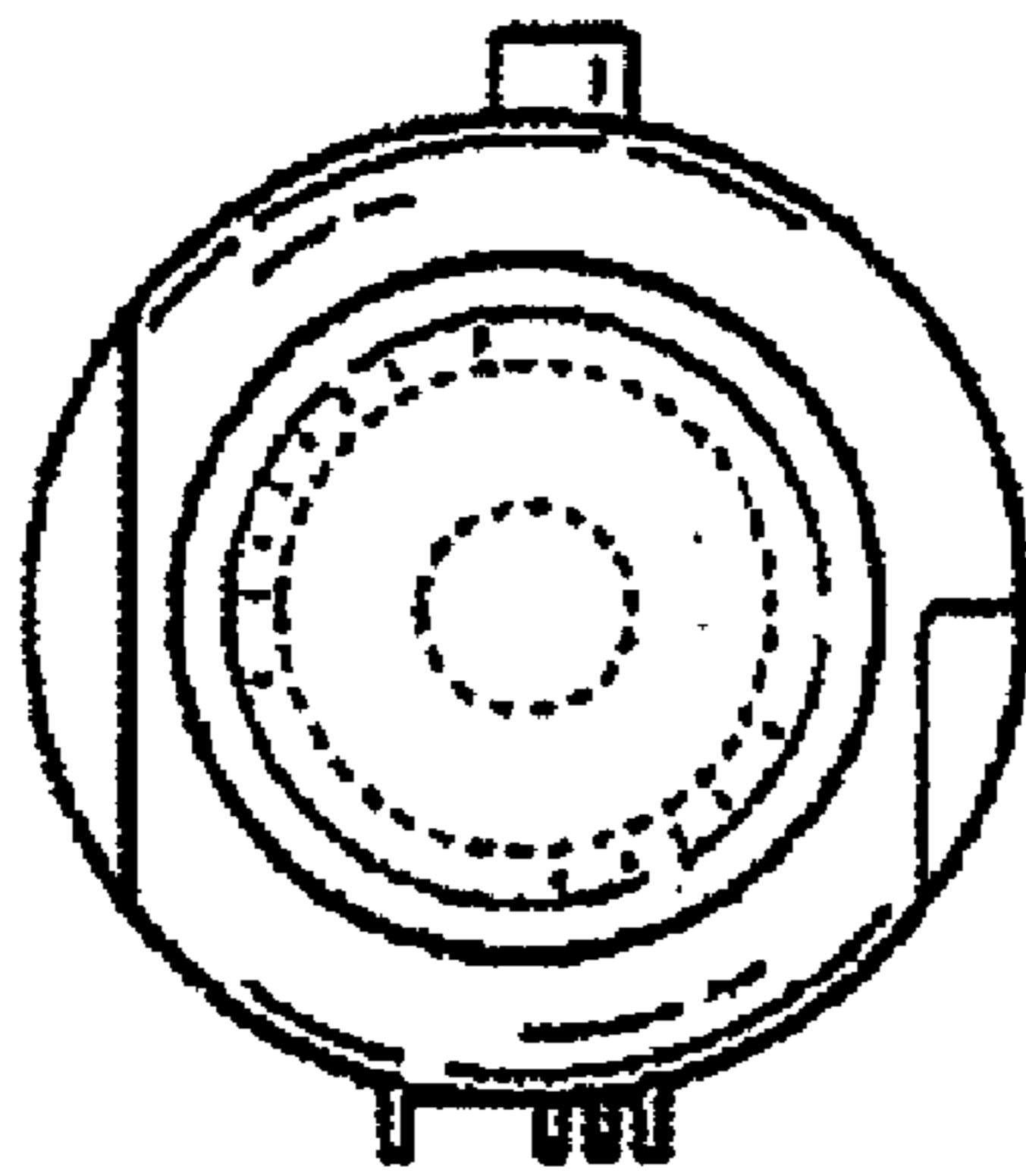


FIG. 4



*FIG. 5*



*FIG. 6*

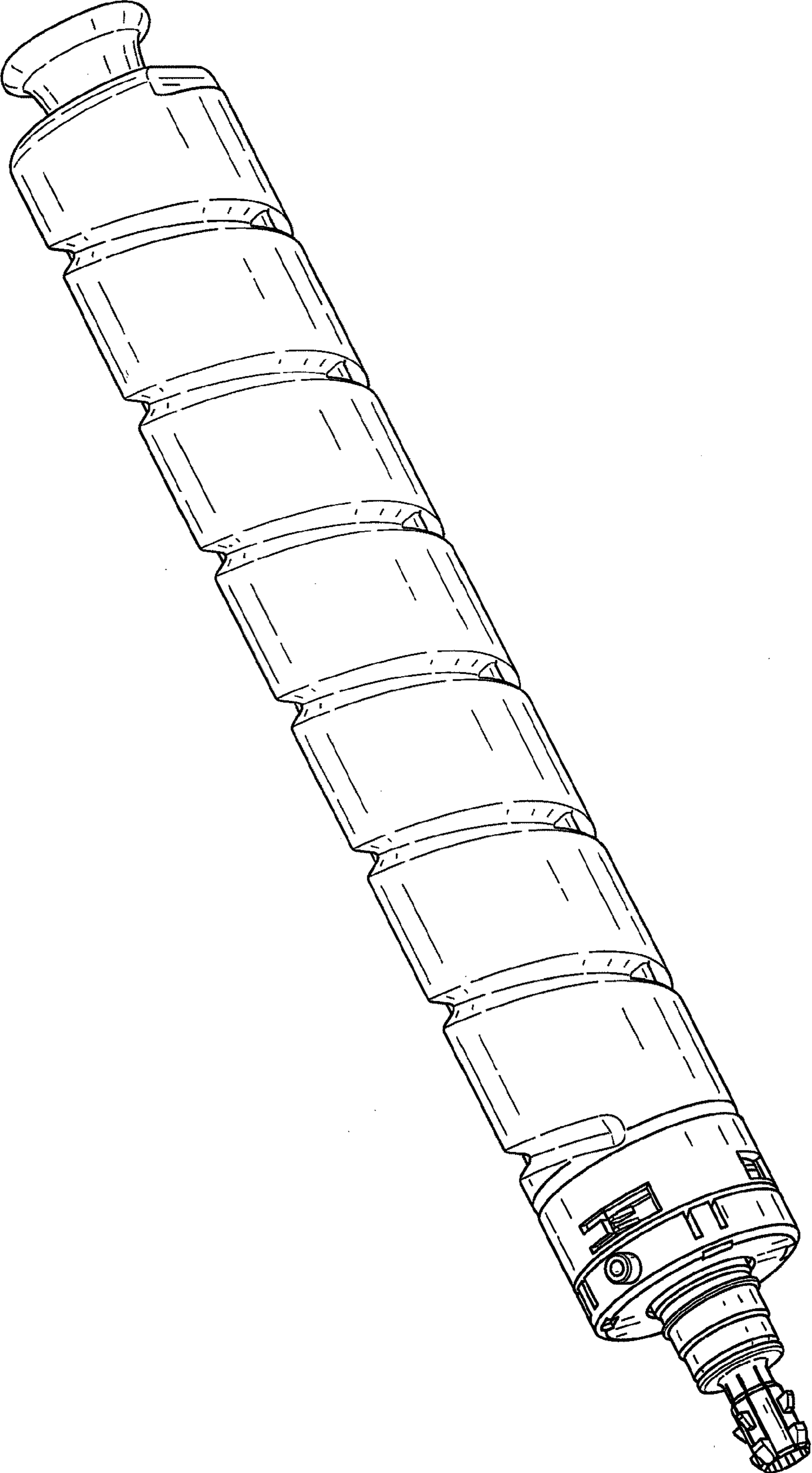


FIG. 7