



US00D615580S

(12) **United States Design Patent**
Baden et al.

(10) **Patent No.:** **US D615,580 S**
(45) **Date of Patent:** **** May 11, 2010**

(54) **EYEGLASS FRAME AND EYEGLASS COMPONENTS**

(75) Inventors: **Colin Baden**, Irvine, CA (US); **Hans Karsten Moritz**, Foothill Ranch, CA (US)

(73) Assignee: **Oakley, Inc.**, Foothill Ranch, CA (US)

(**) Term: **14 Years**

(21) Appl. No.: **29/316,570**

(22) Filed: **Oct. 8, 2009**

(51) **LOC (9) Cl.** **16-06**

(52) **U.S. Cl.** **D16/326; D16/334; D16/335; D16/309**

(58) **Field of Classification Search** D16/101, D16/300-342; D29/109-110; D24/110.2; 351/41, 44, 51-52, 62, 158, 92, 103-123, 351/140, 153, 45-46; 2/426-432, 447-449, 2/441, 434-437, 13, 15; D21/483, 659-661
See application file for complete search history.

(56) **References Cited**

U.S. PATENT DOCUMENTS

D384,686 S	10/1997	Jannard et al.
D456,441 S	4/2002	Jannard et al.
D464,669 S	10/2002	Thixton et al.
D473,583 S	4/2003	Thixton et al.
D477,623 S	7/2003	Thixton et al.
D478,929 S	8/2003	Baden et al.

D496,680 S	9/2004	Yee	
D513,275 S	12/2005	Yee	
D539,833 S	4/2007	Chuang	
D564,572 S	3/2008	Yee et al.	
D565,089 S	3/2008	Moritz	
D575,324 S *	8/2008	Moritz D16/335
D584,335 S	1/2009	Baden et al.	
D604,757 S *	11/2009	Yee D16/326

* cited by examiner

Primary Examiner—Raphael Barkai

(74) *Attorney, Agent, or Firm*—Gregory K. Nelson

(57) **CLAIM**

The ornamental design for an eyeglass frame and eyeglass components, as shown.

DESCRIPTION

FIG. 1 is a front perspective view of the eyeglass frame and the eyeglass components of the present invention;

FIG. 2 is a front elevational view thereof;

FIG. 3 is a rear elevational view thereof;


FIG. 4 is a left-side elevational view thereof, the right-side elevational view being a mirror image thereof;

FIG. 5 is a top plan view thereof; and,

FIG. 6 is a bottom plan view thereof.

The broken lines shown in the drawings are for illustrative purposes only and form no part of the claimed design

1 Claim, 4 Drawing Sheets






FIG. 1

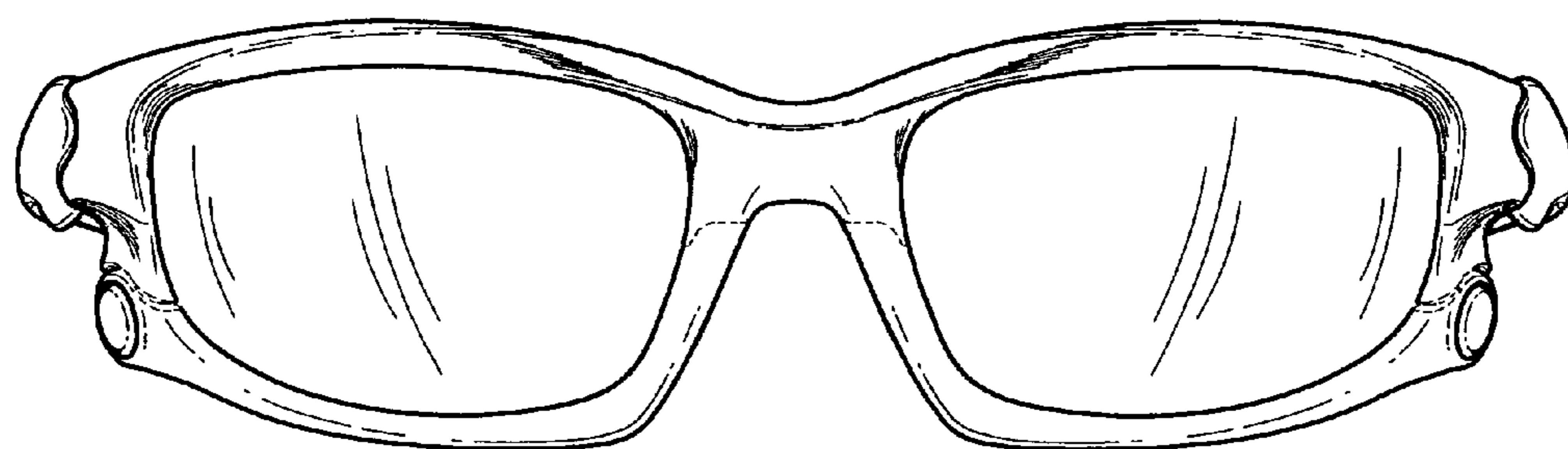


FIG. 2

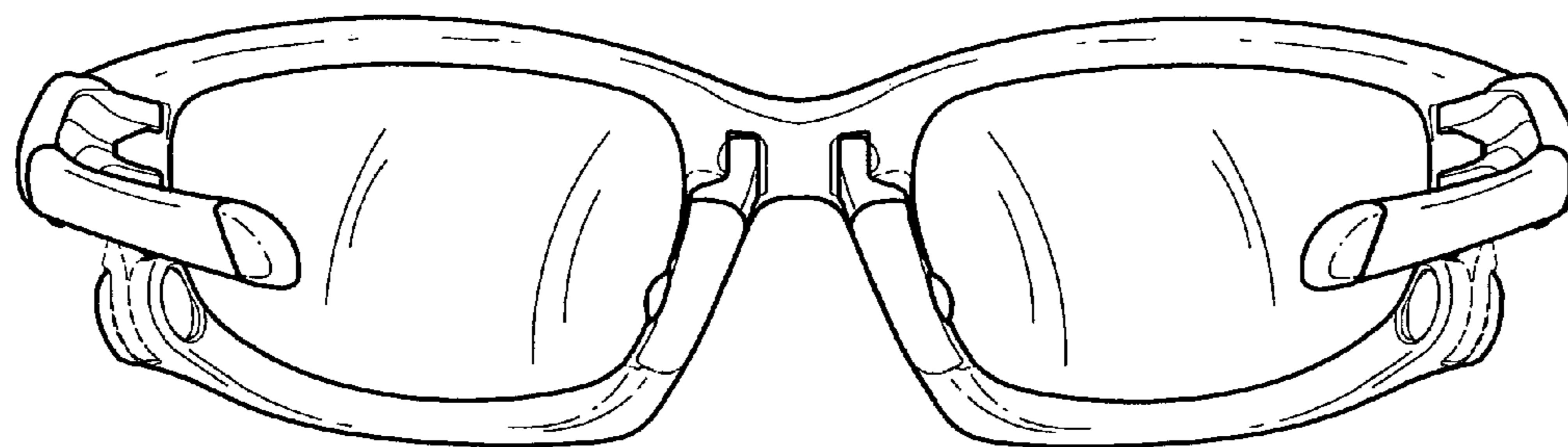


FIG. 3

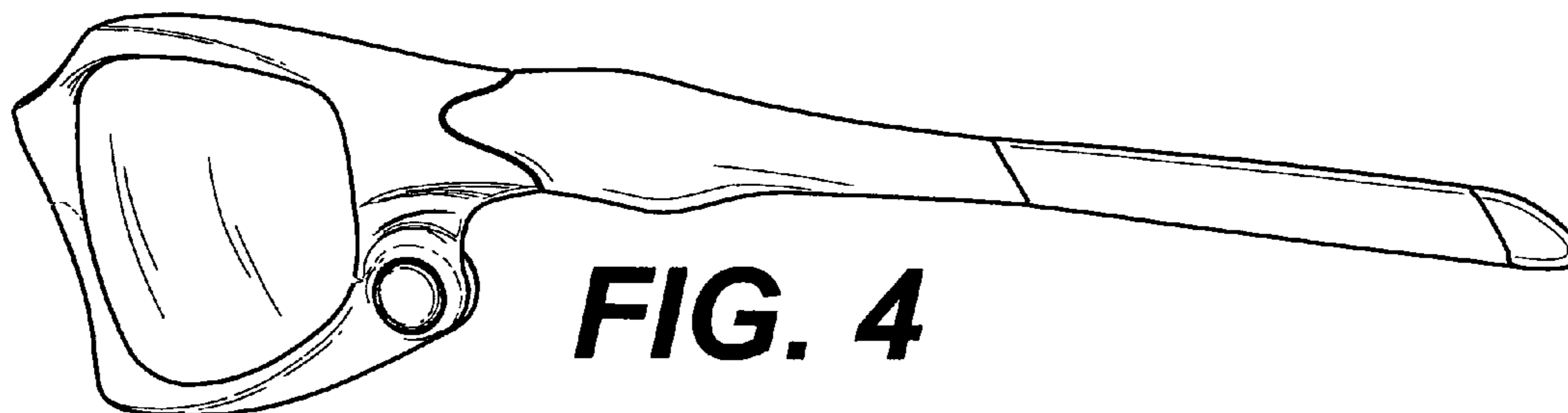


FIG. 4

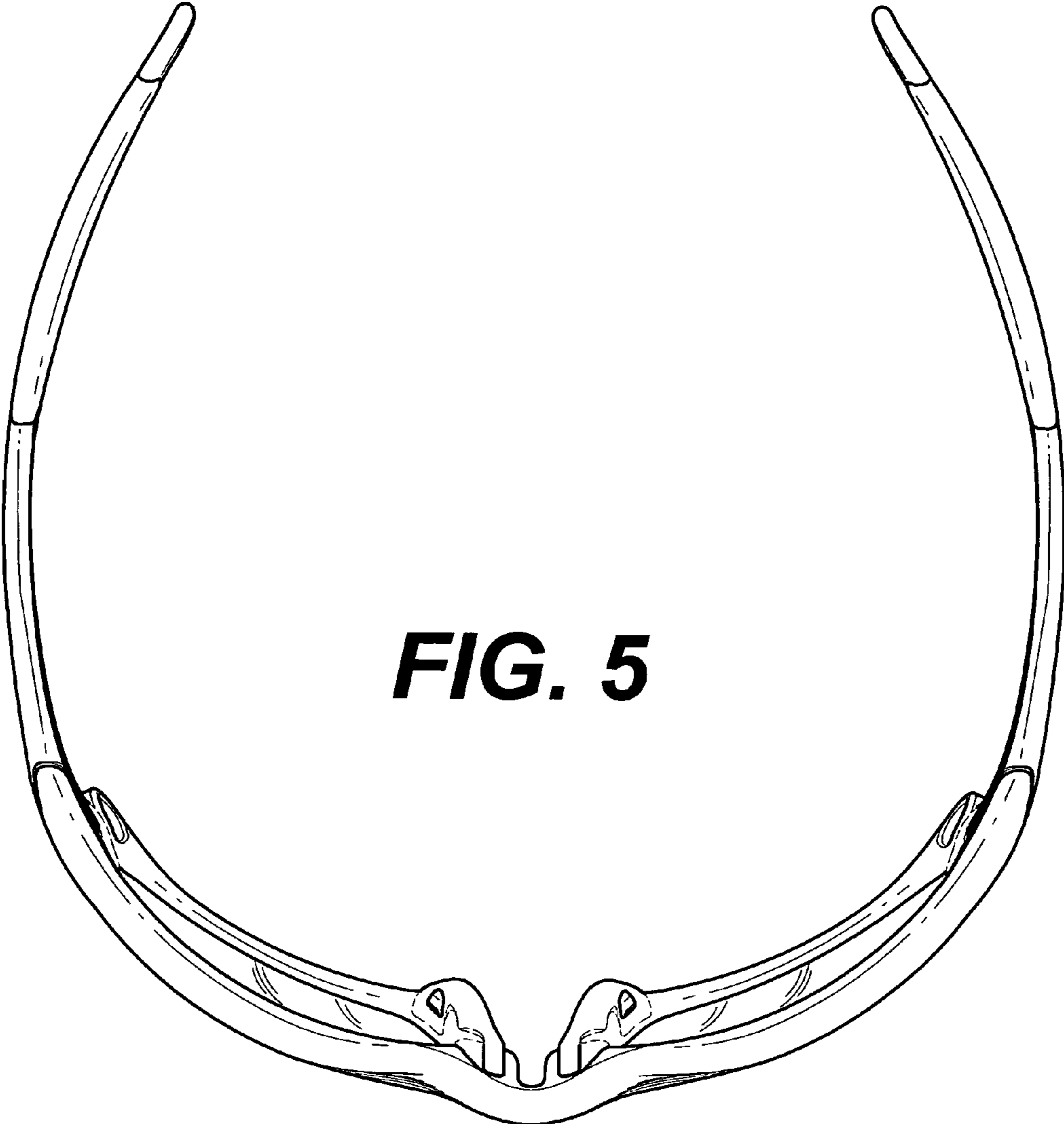


FIG. 5

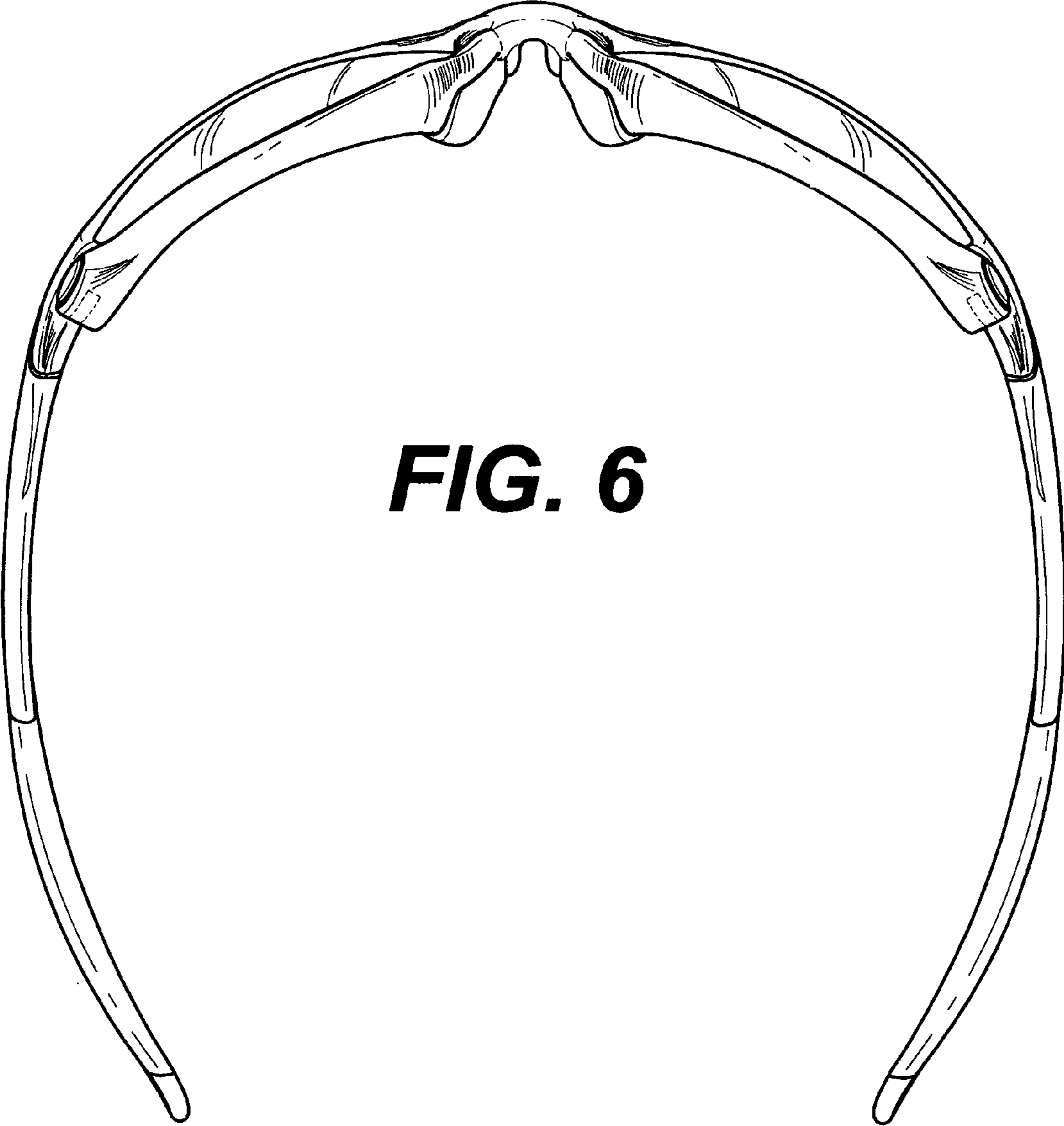


FIG. 6