



US00D615530S

(12) **United States Design Patent**
Dobson

(10) **Patent No.:** **US D615,530 S**

(45) **Date of Patent:** **** May 11, 2010**

(54) **LOUDSPEAKER**

(76) Inventor: **Paul Graham Dobson**, Ryan's Cottage,
Main Street, Adstock, Buckingham GB -
MK18 2HT (GB)

(**) Term: **14 Years**

(21) Appl. No.: **29/327,556**

(22) Filed: **Nov. 7, 2008**

(30) **Foreign Application Priority Data**

May 8, 2008 (GB) 4007463

(51) **LOC (9) Cl.** **14-01**

(52) **U.S. Cl.** **D14/216**

(58) **Field of Classification Search** D14/204,
D14/210-216, 172; 181/143-144, 147-148,
181/150-153, 157, 159, 198-199; 381/300-303,
381/306, 332-333, 336, 340, 343, 345, 361-364,
381/386-388

See application file for complete search history.

(56) **References Cited**

U.S. PATENT DOCUMENTS

D230,997 S 3/1974 Shannon

D490,400 S * 5/2004 Geeng D14/215

D496,651 S * 9/2004 Borsboom D14/216

D537,073 S * 2/2007 Peersman D14/216

D557,681 S * 12/2007 Silva D14/212

D571,359 S * 6/2008 Chang D14/216

* cited by examiner

Primary Examiner—Nanda Bondade

(74) *Attorney, Agent, or Firm*—Knobbe Martens Olson &
Bear LLP

(57) **CLAIM**

The ornamental design for a loudspeaker, as shown and
described herein.

DESCRIPTION

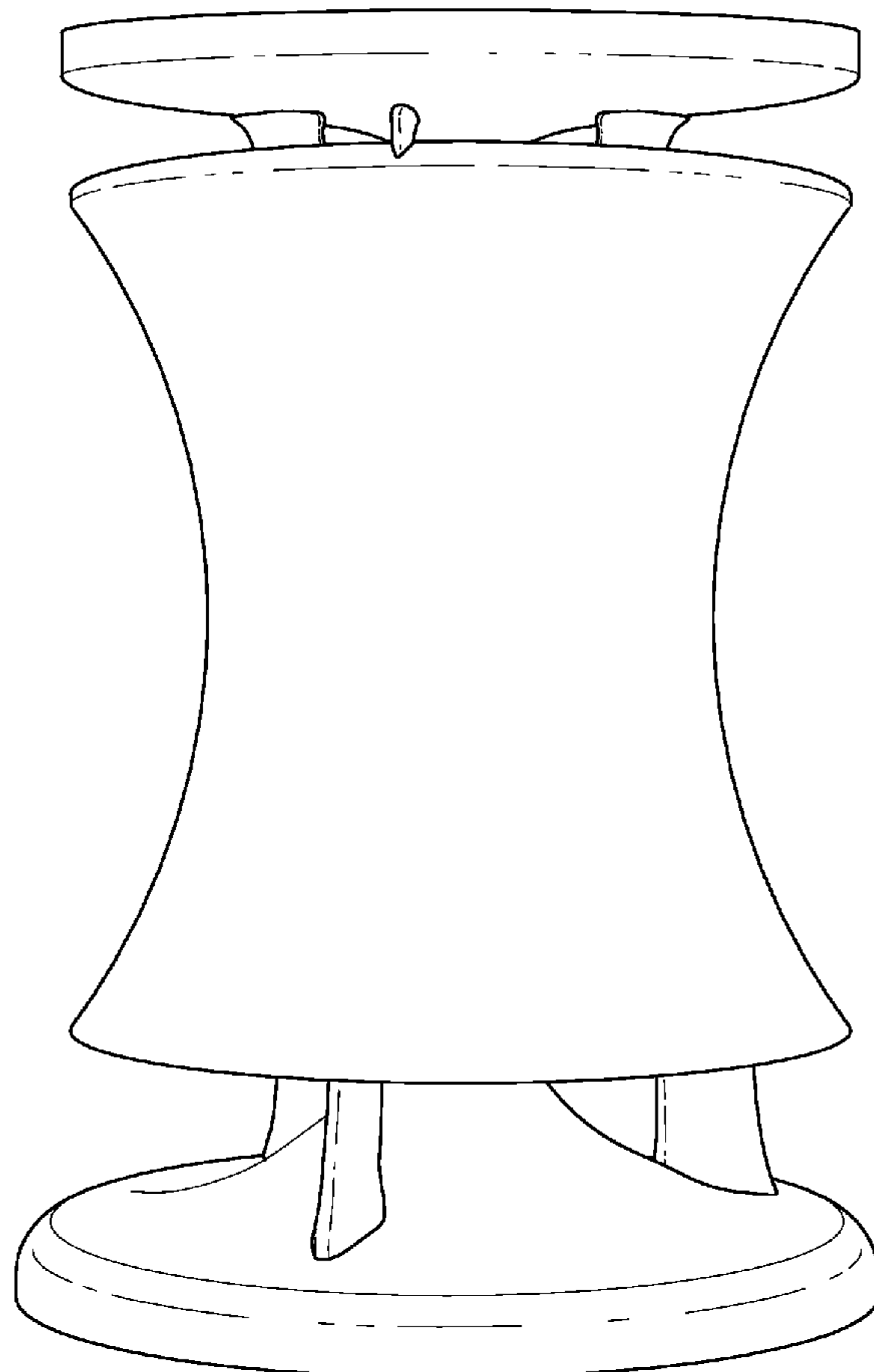
FIG. 1 is a perspective view of a loudspeaker showing my new
design.

FIG. 2 is a side elevational view thereof; and,

FIG. 3 is a top plan view thereof.

The bottom view of the design is flat and unornamented.

1 Claim, 3 Drawing Sheets



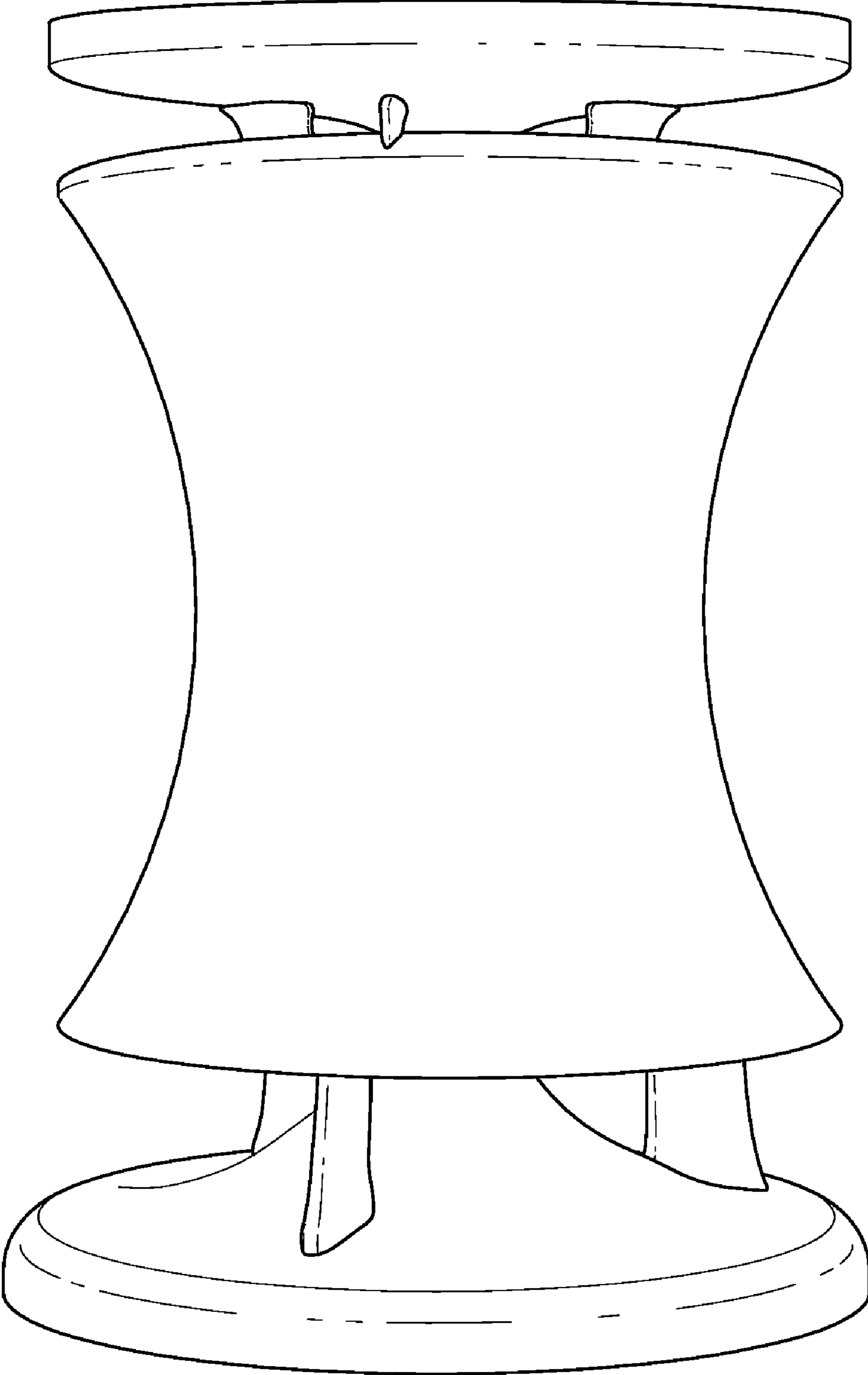


FIG. 1

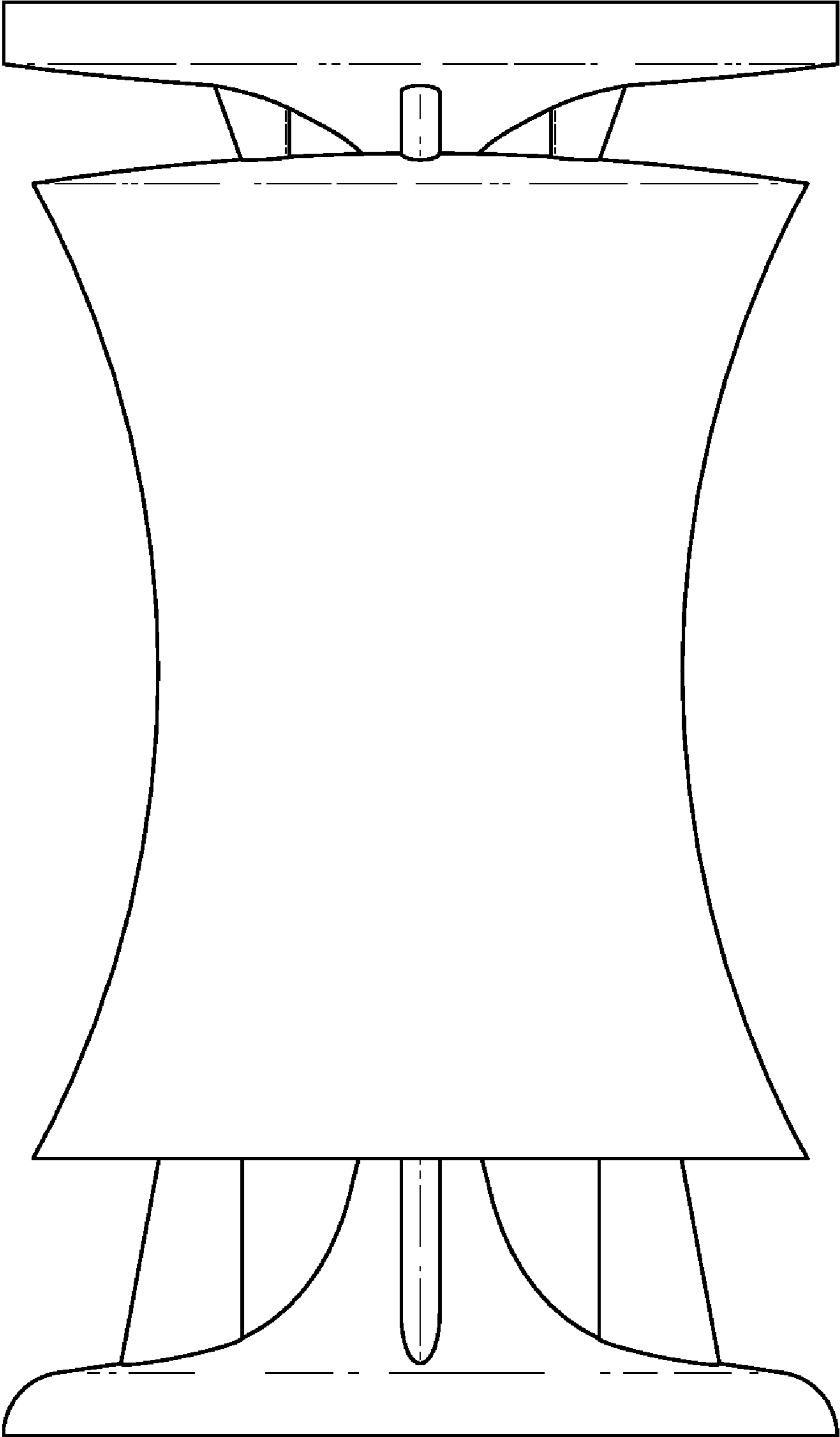


FIG. 2




FIG. 3