



US00D615486S

(12) **United States Design Patent**
Souchet

(10) **Patent No.:** **US D615,486 S**

(45) **Date of Patent:** **** May 11, 2010**

(54) **TIRE TREAD BAND**

(75) Inventor: **Eric Souchet**, Longues (FR)

(73) Assignee: **Michelin Recherche Et Technique S.A.**,
Granges-Paccot (CH)

(**) Term: **14 Years**

(21) Appl. No.: **29/322,401**

(22) Filed: **Aug. 4, 2008**

(30) **Foreign Application Priority Data**

Feb. 6, 2008 (FR) 08/0661

(51) **LOC (9) Cl.** **12-15**

(52) **U.S. Cl.** **D12/602**

(58) **Field of Classification Search** D12/503,
D12/505, 533, 534, 535, 536, 537, 543, 547,
D12/548, 549, 550, 564, 565, 566, 567, 568,
D12/569-572, 579, 583-588, 594, 595, 596,
D12/597, 598, 599, 600-604; 152/209.1,
152/209.8, 209.9, 209.18, 209.25, 209.28
See application file for complete search history.

(56) **References Cited**

U.S. PATENT DOCUMENTS

D316,065 S 4/1991 Tsuda et al.
D321,157 S 10/1991 Cottrell et al.
D340,891 S 11/1993 Patel
D559,773 S * 1/2008 Campana et al. D12/579
D583,311 S * 12/2008 Bonko et al. D12/588

D586,728 S * 2/2009 Heinen et al. D12/547
D586,735 S * 2/2009 Lo D12/602
D591,228 S * 4/2009 Seibert et al. D12/602
D601,083 S * 9/2009 Williamson et al. D12/583
D604,691 S * 11/2009 Gervais D12/584
D606,101 S * 12/2009 Tingen et al. D15/125

* cited by examiner

Primary Examiner—Caron Veynar
Assistant Examiner—Katrina A Kile

(74) *Attorney, Agent, or Firm*—Buchanan Ingersoll &
Rooney PC

(57) **CLAIM**

The ornamental design for a tire tread band, as shown and described.

DESCRIPTION

FIG. 1 is a front elevational view of a tire tread band showing my new design, it being understood that the tread pattern repeats circumferentially throughout the outer circumference;

FIG. 2 is a perspective view of one side of the tire tread band shown in FIG. 1; and,

FIG. 3 is a side elevational view of one side of the tire tread band shown in FIG. 1, the opposite side being of identical appearance.

In the drawings, the broken lines show the sidewall of a pneumatic tire only and form no part of the claimed design.

1 Claim, 3 Drawing Sheets

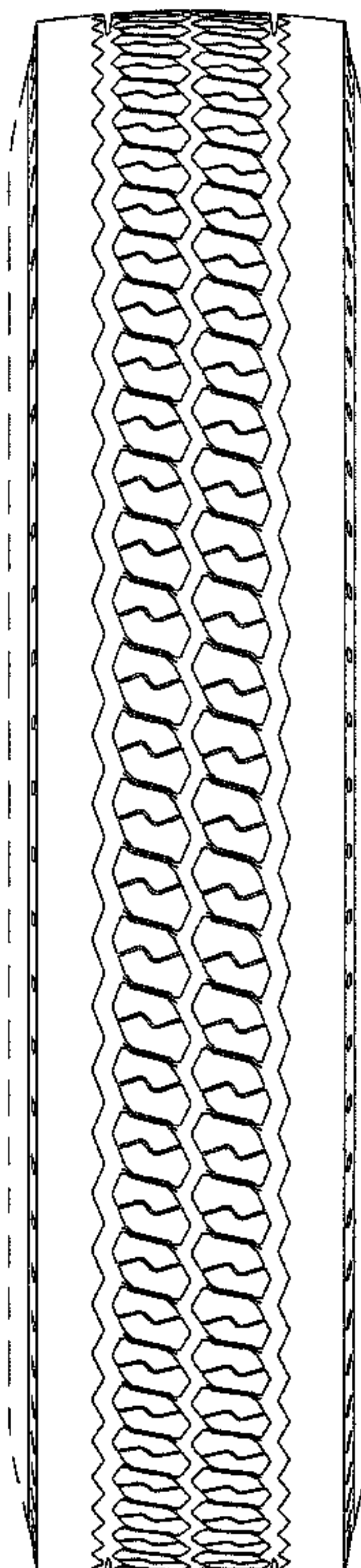
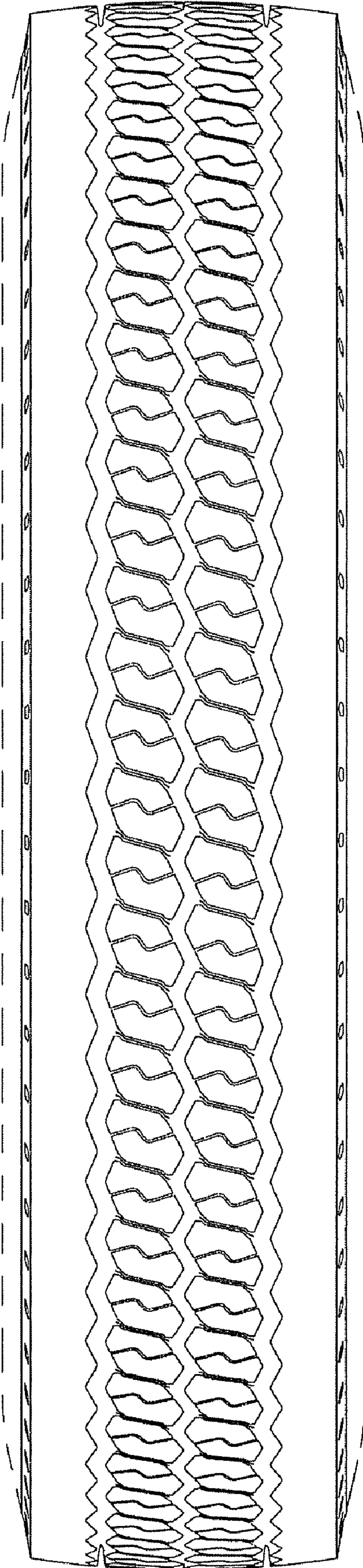


FIG. 1



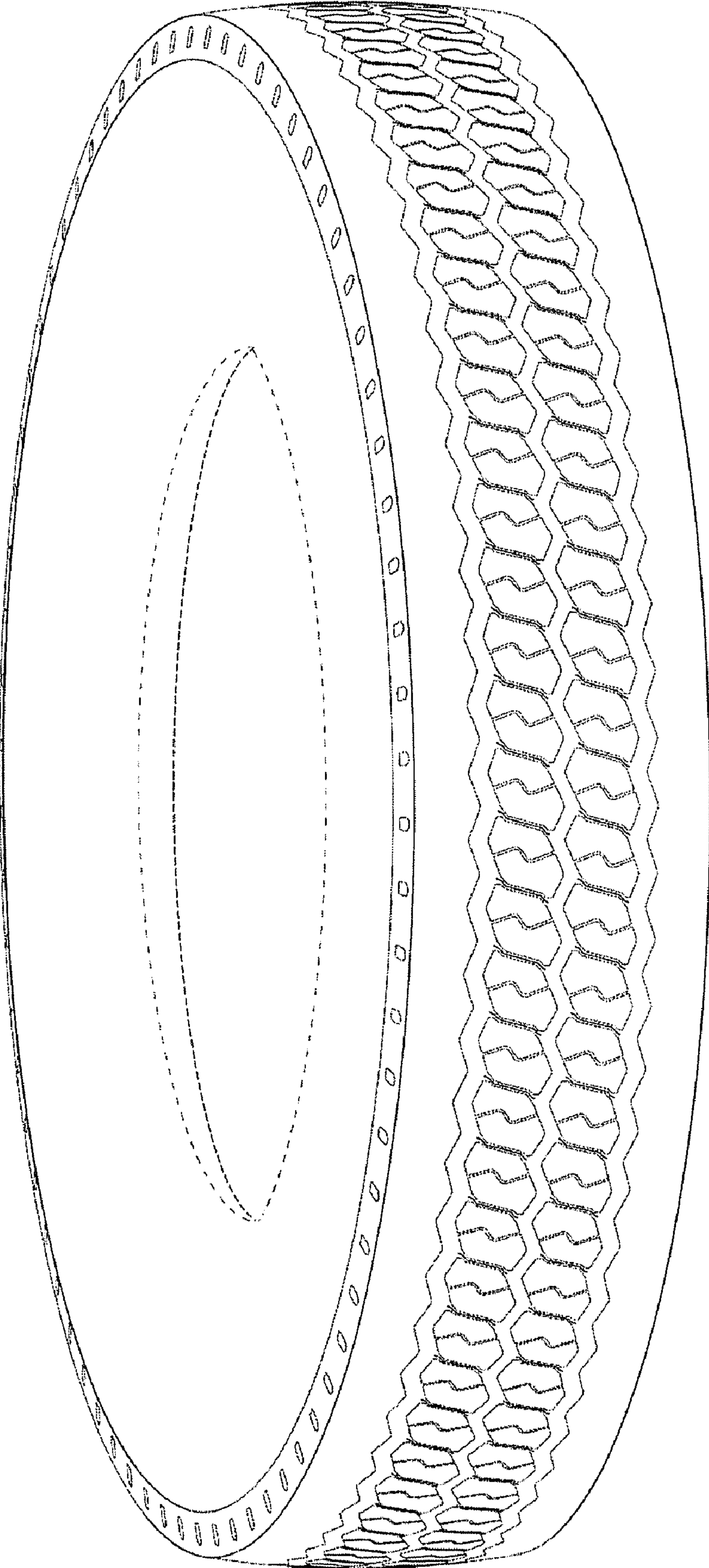


FIG. 2

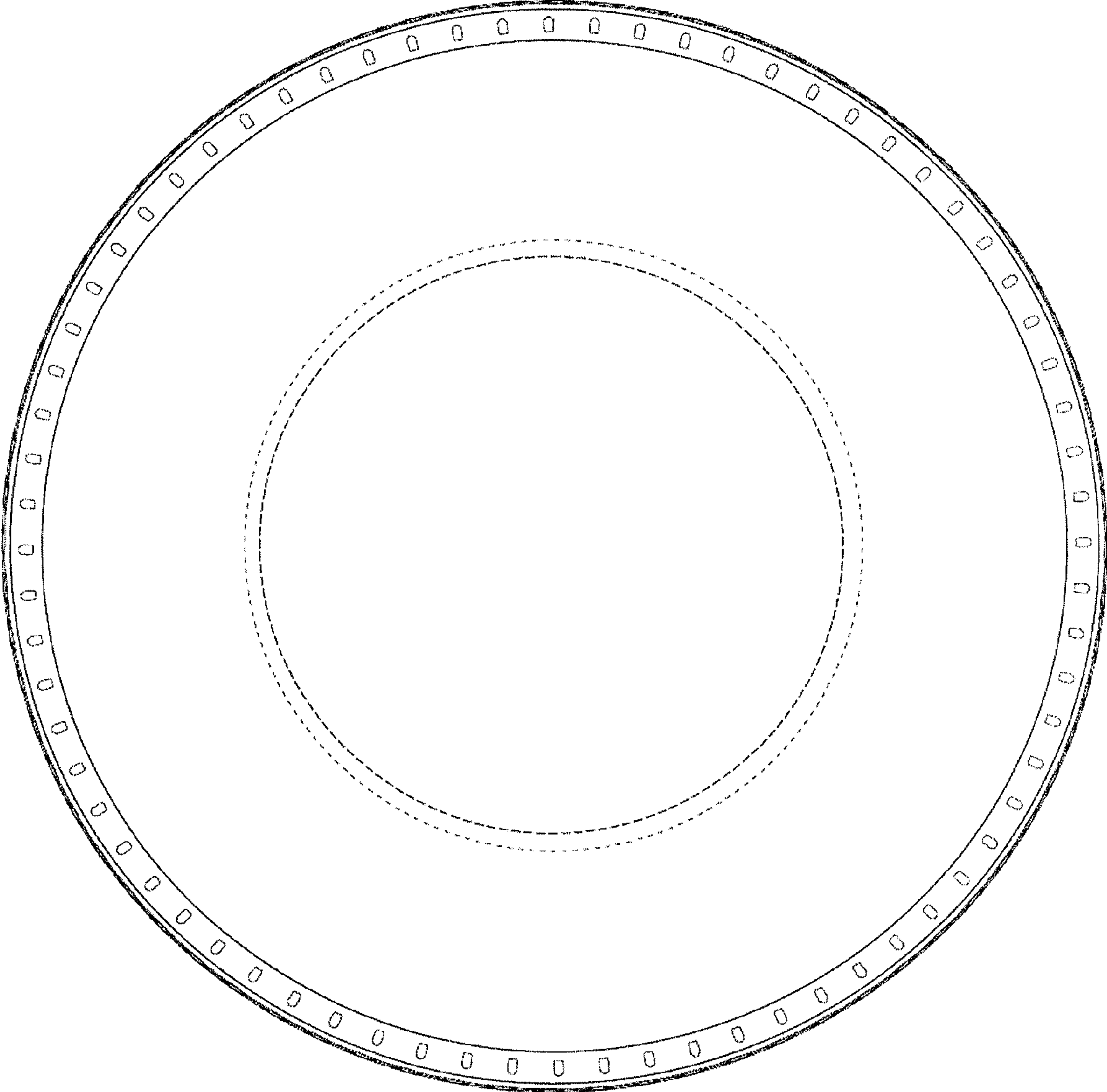


FIG. 3