



US00D615480S

(12) **United States Design Patent**  
**Jacobs**

(10) **Patent No.:** **US D615,480 S**

(45) **Date of Patent:** **\*\* May 11, 2010**

(54) **TIRE TREAD**

(75) Inventor: **Jeremy J. Jacobs**, Findlay, OH (US)

(73) Assignee: **Cooper Tire & Rubber Company**,  
Findlay, OH (US)

(\*\*) Term: **14 Years**

(21) Appl. No.: **29/316,789**

(22) Filed: **Oct. 30, 2009**

(51) **LOC (9) Cl.** ..... **12-15**

(52) **U.S. Cl.** ..... **D12/586**

(58) **Field of Classification Search** ..... D12/503,  
D12/505, 533, 534, 535, 536, 537, 543, 547,  
D12/548, 549, 550, 564, 565, 566, 567, 568,  
D12/569-572, 579, 583-588, 594, 595, 596,  
D12/597, 598, 599, 600-604; 152/209.1,  
152/209.8, 209.9, 209.18, 209.25, 209.28

See application file for complete search history.

(56) **References Cited**

**U.S. PATENT DOCUMENTS**

- D539,213 S \* 3/2007 Taylor et al. .... D12/597
- D555,081 S \* 11/2007 Feider et al. .... D12/588
- D558,135 S \* 12/2007 Miyasaka ..... D12/587
- D558,664 S \* 1/2008 Herbeuval et al. .... D12/579
- D558,665 S \* 1/2008 Suzuki ..... D12/588
- D581,864 S \* 12/2008 Koishikawa ..... D12/585
- D589,473 S \* 3/2009 Takamoto et al. .... D13/182

- D596,112 S \* 7/2009 Kawakami et al. .... D12/601
- D596,114 S \* 7/2009 Kawakami et al. .... D12/601
- D603,786 S \* 11/2009 Marella ..... D12/584
- D604,231 S \* 11/2009 Hada ..... D12/589

\* cited by examiner

*Primary Examiner*—Caron Veynar

*Assistant Examiner*—Katrina A Kile

(74) *Attorney, Agent, or Firm*—Emch, Schaffer, Schaub &  
Porcello Co., L.P.A.

(57) **CLAIM**

The ornamental design for a tire tread, as shown and described.

**DESCRIPTION**

FIG. 1 is a perspective view of the tire tread of the invention, it being understood that the pattern repeats uniformly throughout the circumference of the tread;

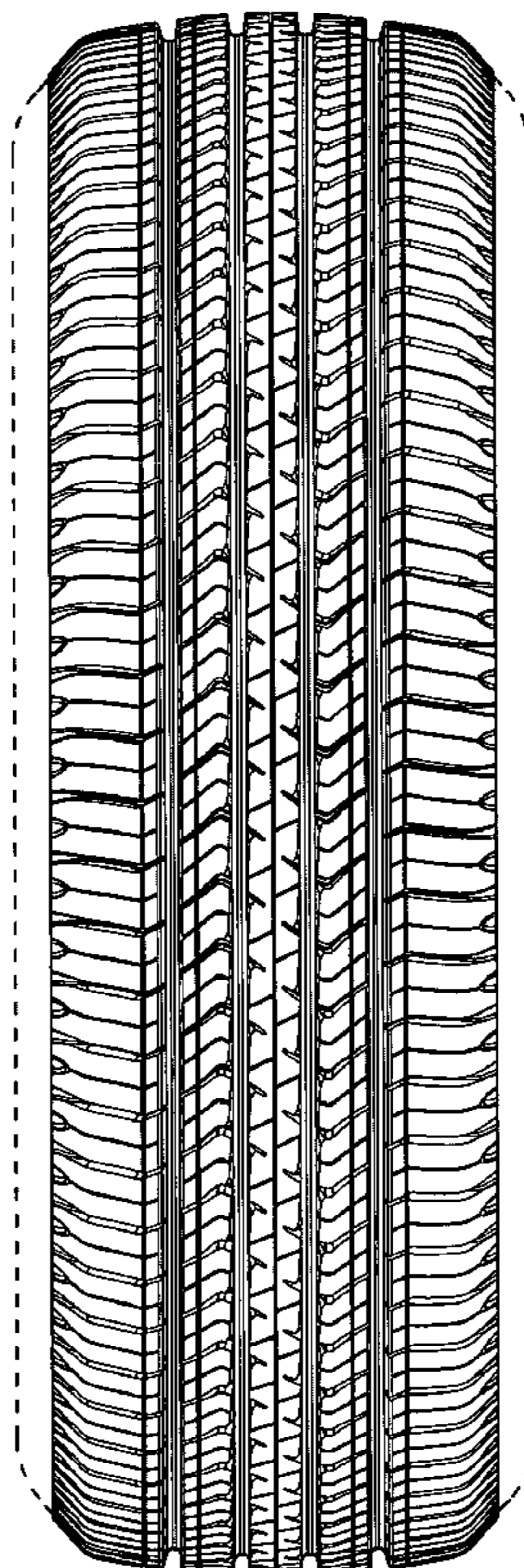
FIG. 2 is a front elevational view thereof;

FIG. 3 is a side elevational view thereof, the opposite side elevational view being identical thereto; and,

FIG. 4 is a partial enlarged front view.

In the drawings, the broken lines defining the inner bead of the side wall and the peripheral boundary between the tire tread and the sidewall are for illustrative purposes only and form no part of the claimed design.

**1 Claim, 4 Drawing Sheets**



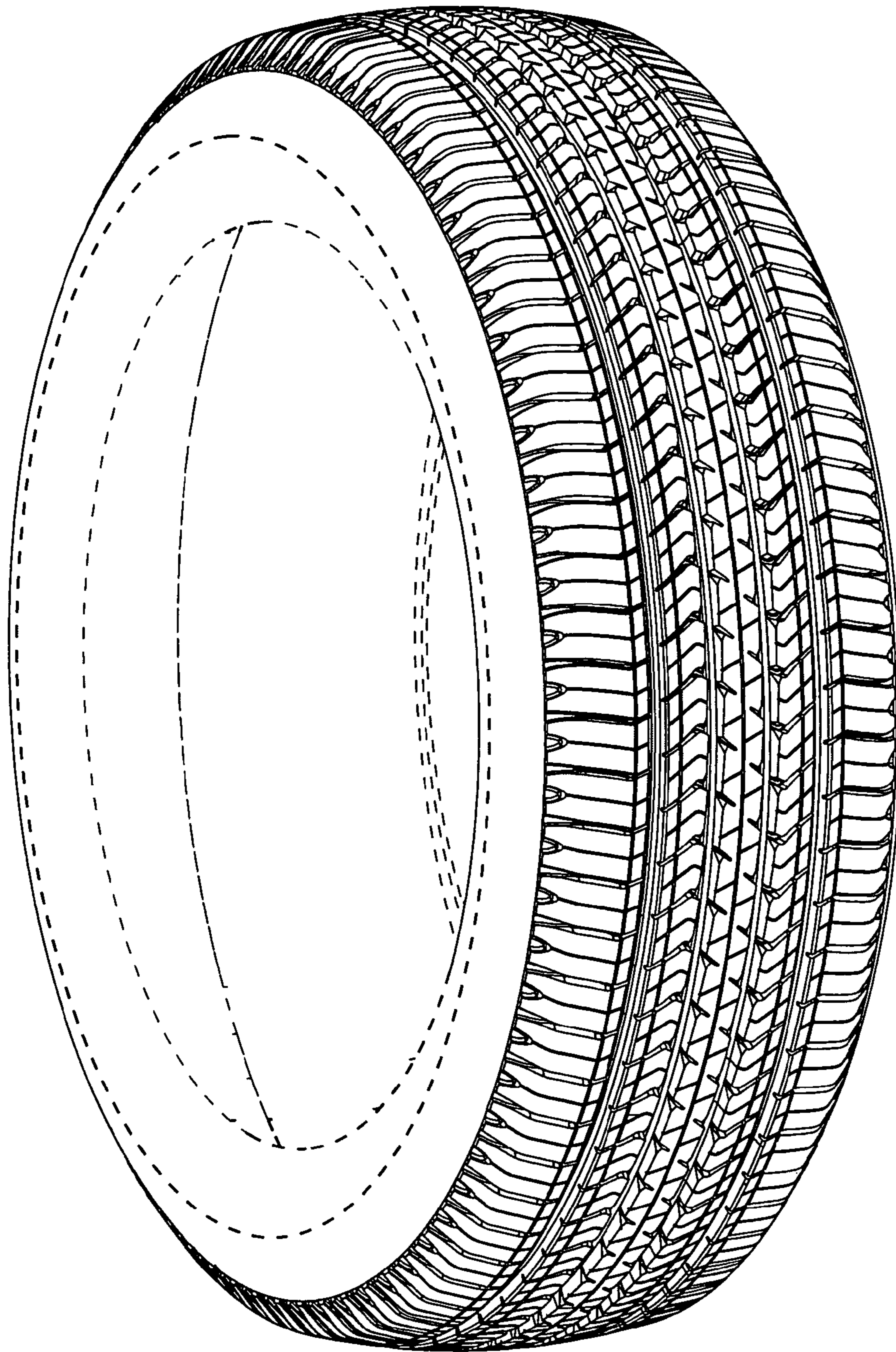


FIG. 1

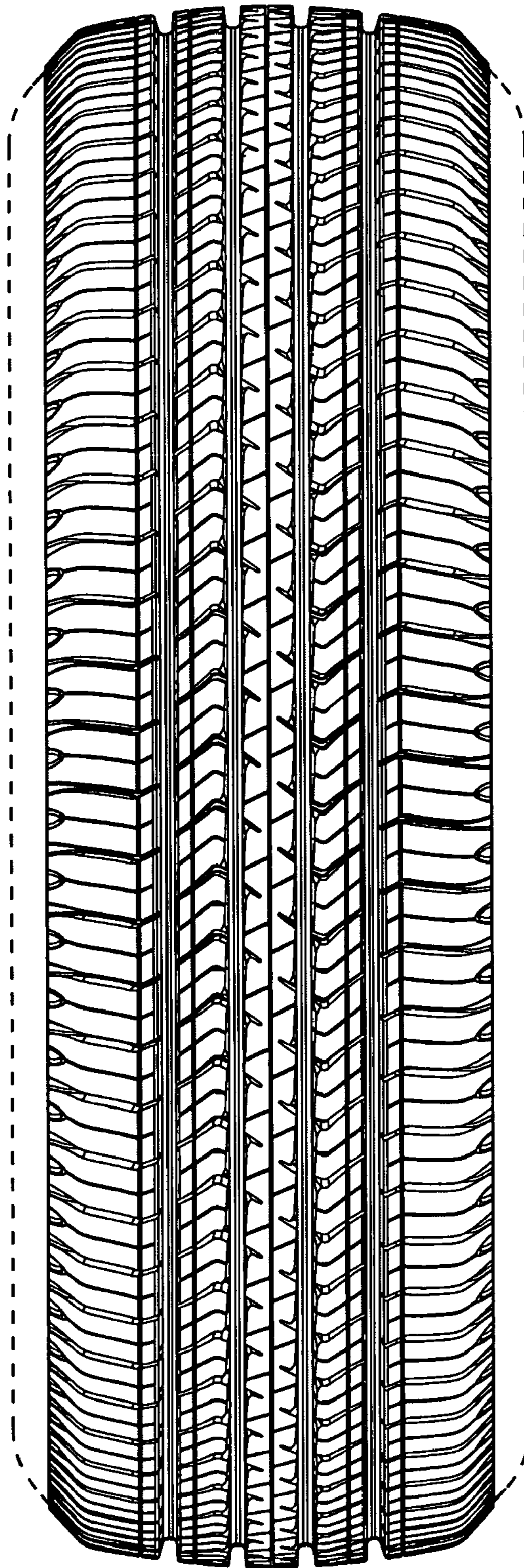


FIG. 2




FIG. 3

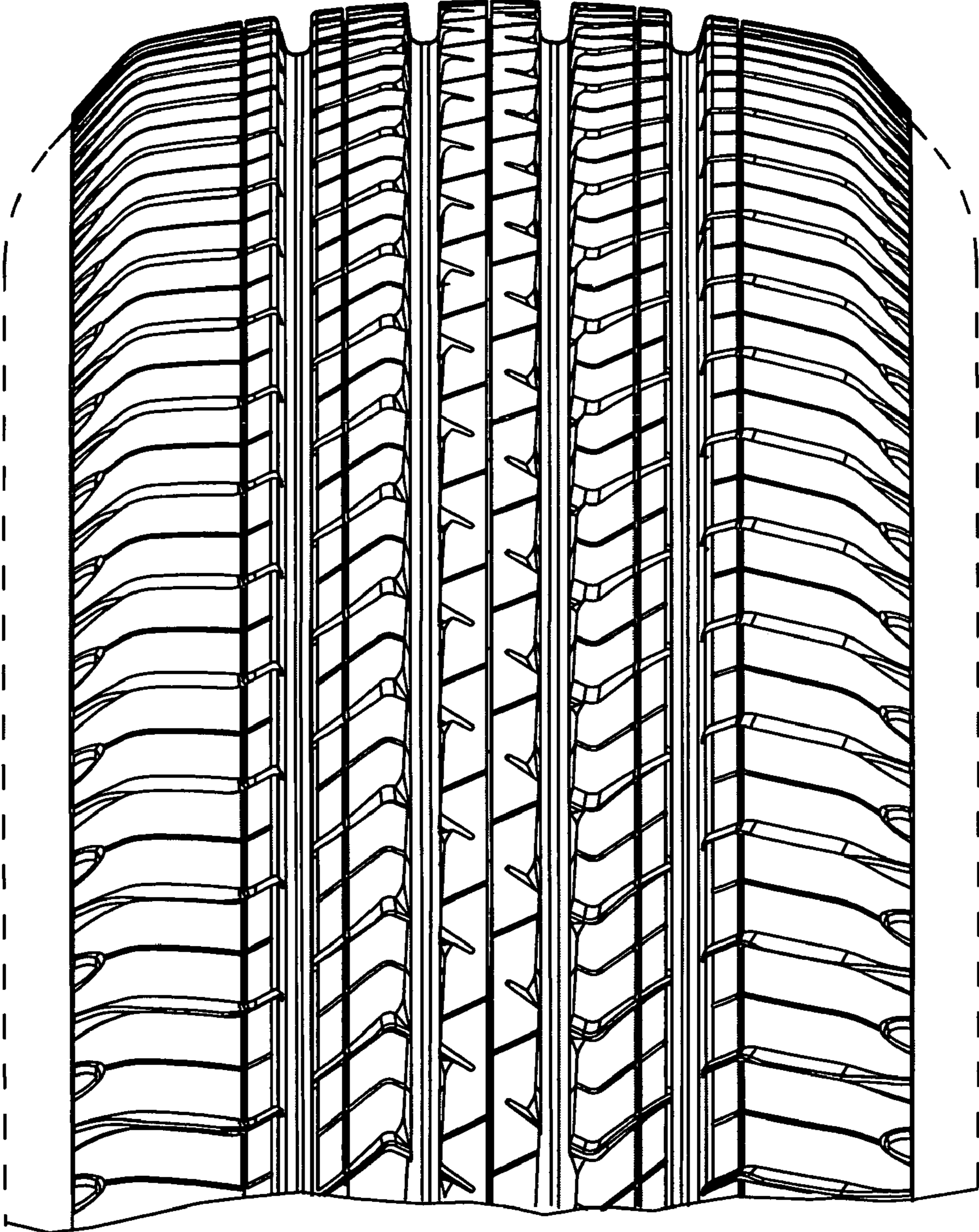


FIG. 4