



US00D615468S

(12) **United States Design Patent**
Harris

(10) **Patent No.:** **US D615,468 S**
(45) **Date of Patent:** **** May 11, 2010**

(54) **SPLASH GUARDS WITH BOLT HOLES**
HAVING GASKETS

(76) Inventor: **Charles Harris**, 131 Deerfield Dr.,
Holland, OH (US) 43528

(**) Term: **14 Years**

(21) Appl. No.: **29/338,070**

(22) Filed: **Jun. 3, 2009**

(51) **LOC (9) Cl.** **12-16**

(52) **U.S. Cl.** **D12/185**

(58) **Field of Classification Search** D12/185,
D12/186, 93, 96; 280/847-849, 851, 152.1-152.3,
280/581, 582, 768, 770; 428/31, 195.1
See application file for complete search history.

(56) **References Cited**

U.S. PATENT DOCUMENTS

2,782,053	A	2/1957	Long	
3,051,508	A	8/1962	Federspiel	
D279,560	S	7/1985	Jensen	
4,585,243	A	4/1986	Lockwood et al.	
D284,072	S *	6/1986	O'Neil D12/185
4,964,655	A	10/1990	Tucker	

D316,536	S *	4/1991	Charet et al. D12/185
D338,863	S	8/1993	Nakayama	
6,013,351	A *	1/2000	Mahn, Jr. 428/195.1
6,729,652	B2	5/2004	Cicansky	
6,851,717	B1	2/2005	Anderson	
D576,530	S *	9/2008	Abraham D12/185
7,537,243	B1 *	5/2009	Perry 280/847

* cited by examiner

Primary Examiner—Melody N Brown

(57) **CLAIM**

The ornamental design for a splash guards with bolt holes having gaskets, as shown and described.

DESCRIPTION

FIG. 1 is a front elevation view of splash guards with bolt holes having gaskets showing my new design;

FIG. 2 is a rear elevation view thereof;

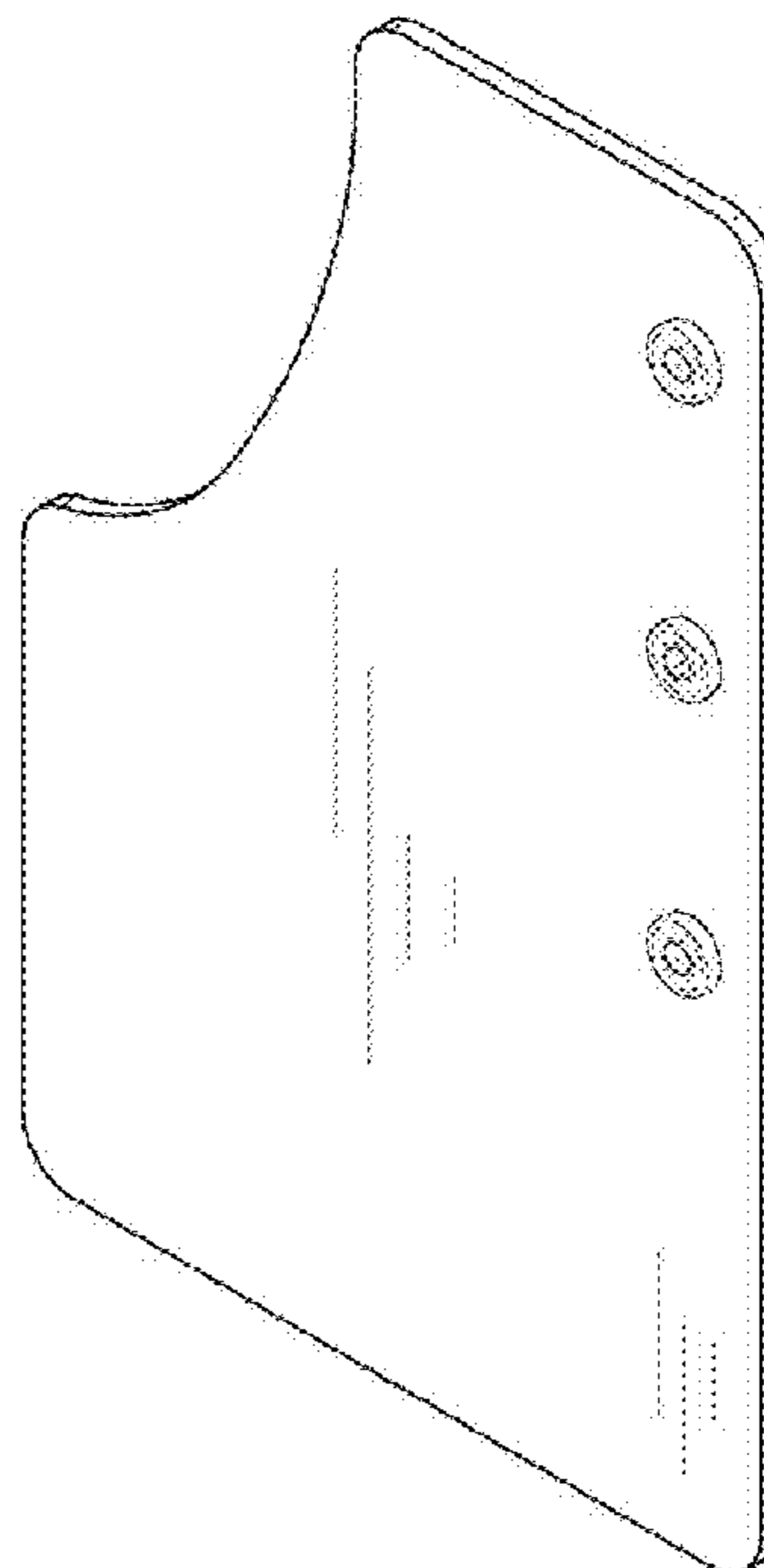
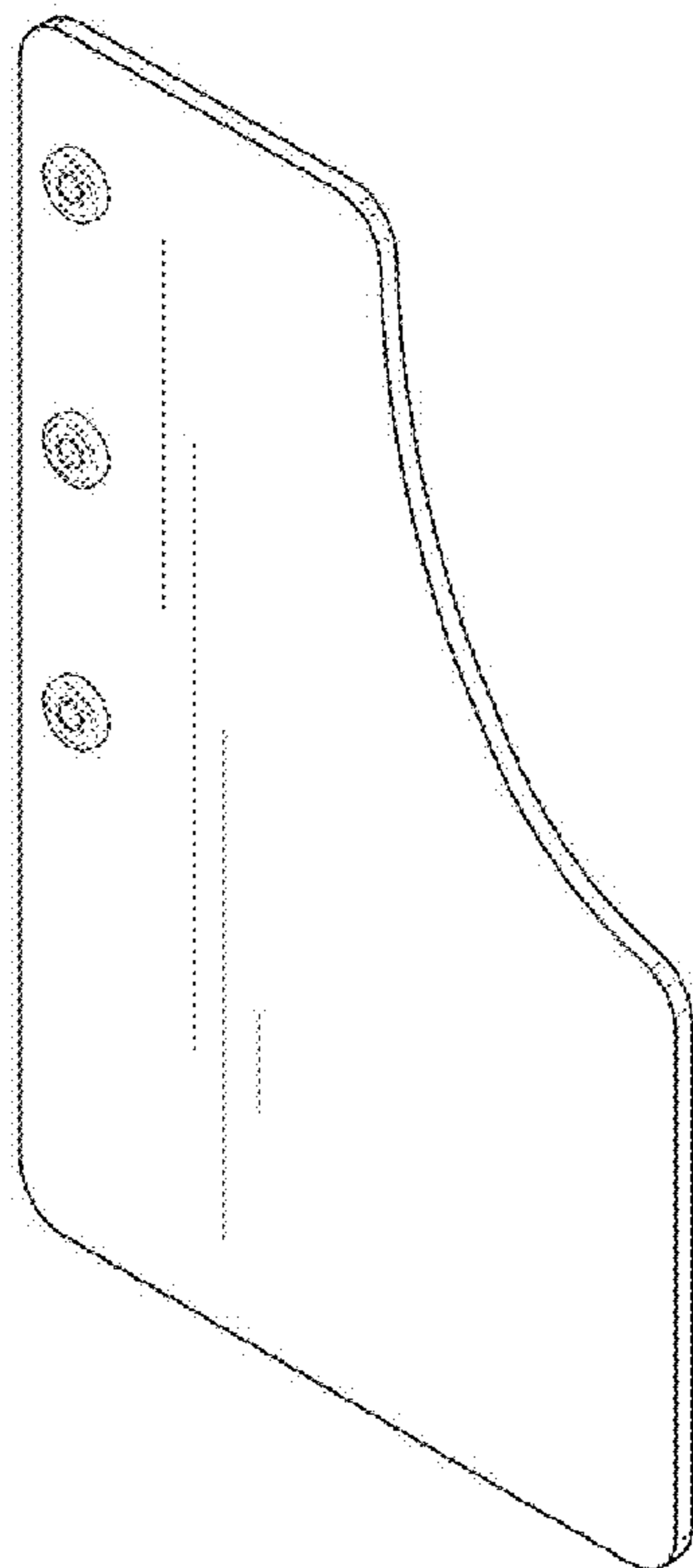
FIG. 3 is a left side elevation view thereof;

FIG. 4 is a top plan view thereof;

FIG. 5 is a bottom plan view thereof; and,

FIG. 6 is a perspective view thereof.

1 Claim, 4 Drawing Sheets






FIG. 1




FIG. 2

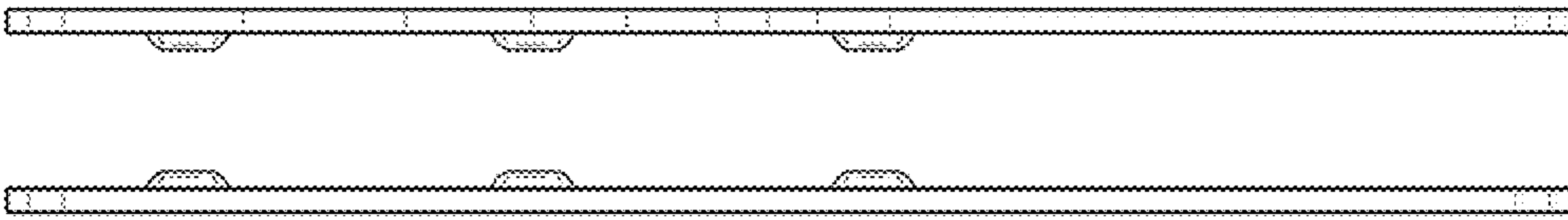


FIG. 3

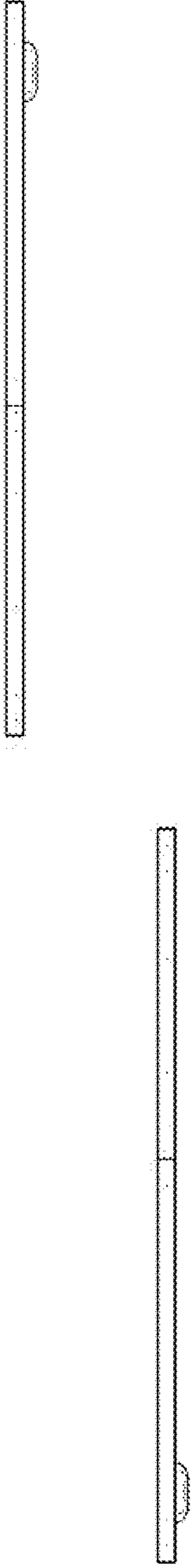


FIG. 4

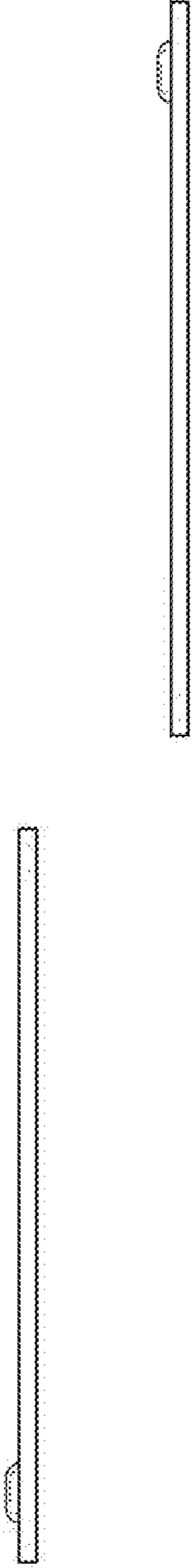


FIG. 5

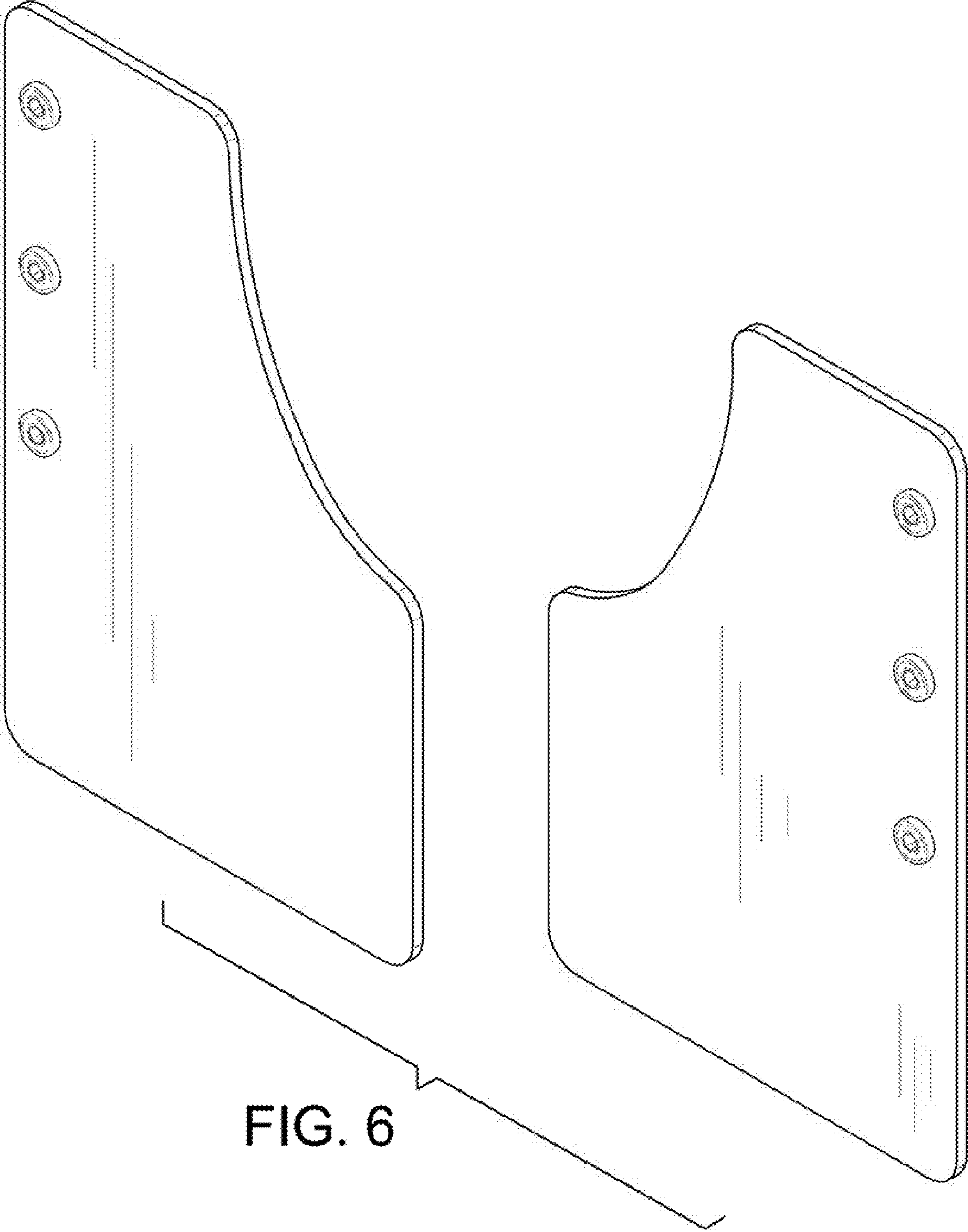


FIG. 6