



US00D615466S

(12) **United States Design Patent**
Domin

(10) **Patent No.:** **US D615,466 S**

(45) **Date of Patent:** **** May 11, 2010**

(54) **STEERING COLUMN LEVER**

2004/0221425 A1* 11/2004 Lawless 16/430
2005/0269192 A1* 12/2005 Mochizuki 200/61.54

(75) Inventor: **Ronald J. Domin**, Huron, OH (US)

OTHER PUBLICATIONS

(73) Assignee: **Flaming River Industries, Inc.**, Berea, OH (US)

One (1) page photograph of a 1957 General Motors, Chevrolet model automobile steering column lever and knob. The GM lever and knob as shown in the photograph.

(**) Term: **14 Years**

One (1) image of a 1957 General Motors, Chevrolet model automobile knobs. Advertisement [online]. Eklers, [retrieved on Oct. 6, 2008]. Retrieved from the Internet <<http://www.classicchevy.com/product.asp?pf%5Fid=06%2D24&dept%5Fid=1648>>.

(21) Appl. No.: **29/320,922**

One (1) image of a 1957 General Motors, Chevrolet model automobile turn signal lever and knob. Advertisement [online]. Eklers, [retrieved on Oct. 6, 2008]. Retrieved from the Internet <<http://www.classicchevy.com/product.asp?pf%5Fid=06%2D13&dept%5Fid=1714>>.

(22) Filed: **Jul. 8, 2008**

Attached Five (5) Photographs of a Steering Column Lever Sold More Than a Year Before the Filing Date of the Subject Application.

(51) **LOC (9) Cl.** **12-16**

(52) **U.S. Cl.** **D12/177**

(58) **Field of Classification Search** D8/107;
D12/174, 177, 179; 74/473.15, 473.31, 487,
74/493; 200/61.27, 61.28, 61.54

See application file for complete search history.

* cited by examiner

(56) **References Cited**

U.S. PATENT DOCUMENTS

D187,206	S *	2/1960	Dreyfuss	D23/252
4,104,895	A *	8/1978	Tankel	70/237
D256,575	S *	8/1980	Moore	D12/174
D258,168	S *	2/1981	MacDougall	D21/756
4,677,932	A *	7/1987	Ewing	116/35 R
D294,244	S *	2/1988	Lane, Jr.	D12/174
4,922,616	A *	5/1990	Bensel	30/374
5,086,289	A *	2/1992	Sullivan et al.	340/475
D341,301	S *	11/1993	Noelck	D8/14.1
5,259,262	A *	11/1993	DuRocher et al.	74/462
5,515,611	A *	5/1996	Maldonado	33/27.032
D378,584	S *	3/1997	Sturges et al.	D12/192
D429,456	S *	8/2000	Chen	D8/331
6,236,004	B1 *	5/2001	Stadler et al.	200/61.28
6,327,928	B1 *	12/2001	Bowerman et al.	74/473.31
D483,242	S *	12/2003	Heathcock et al.	D8/107
7,138,590	B2 *	11/2006	Mochizuki	200/61.54
D547,157	S *	7/2007	Strickland et al.	D8/107
D572,987	S *	7/2008	Kliskey	D8/16
2004/0140185	A1 *	7/2004	Prouty et al.	200/61.27

Primary Examiner—Sandra Snapp

Assistant Examiner—Patricia Palasik

(74) *Attorney, Agent, or Firm*—Tarolli, Sundheim, Covell & Tummino LLP

(57) **CLAIM**

I claim the ornamental design for a steering column lever, as shown and described.

DESCRIPTION

FIG. 1 is a perspective view of a steering column lever showing my new design;

FIG. 2 is a side elevation view thereof;

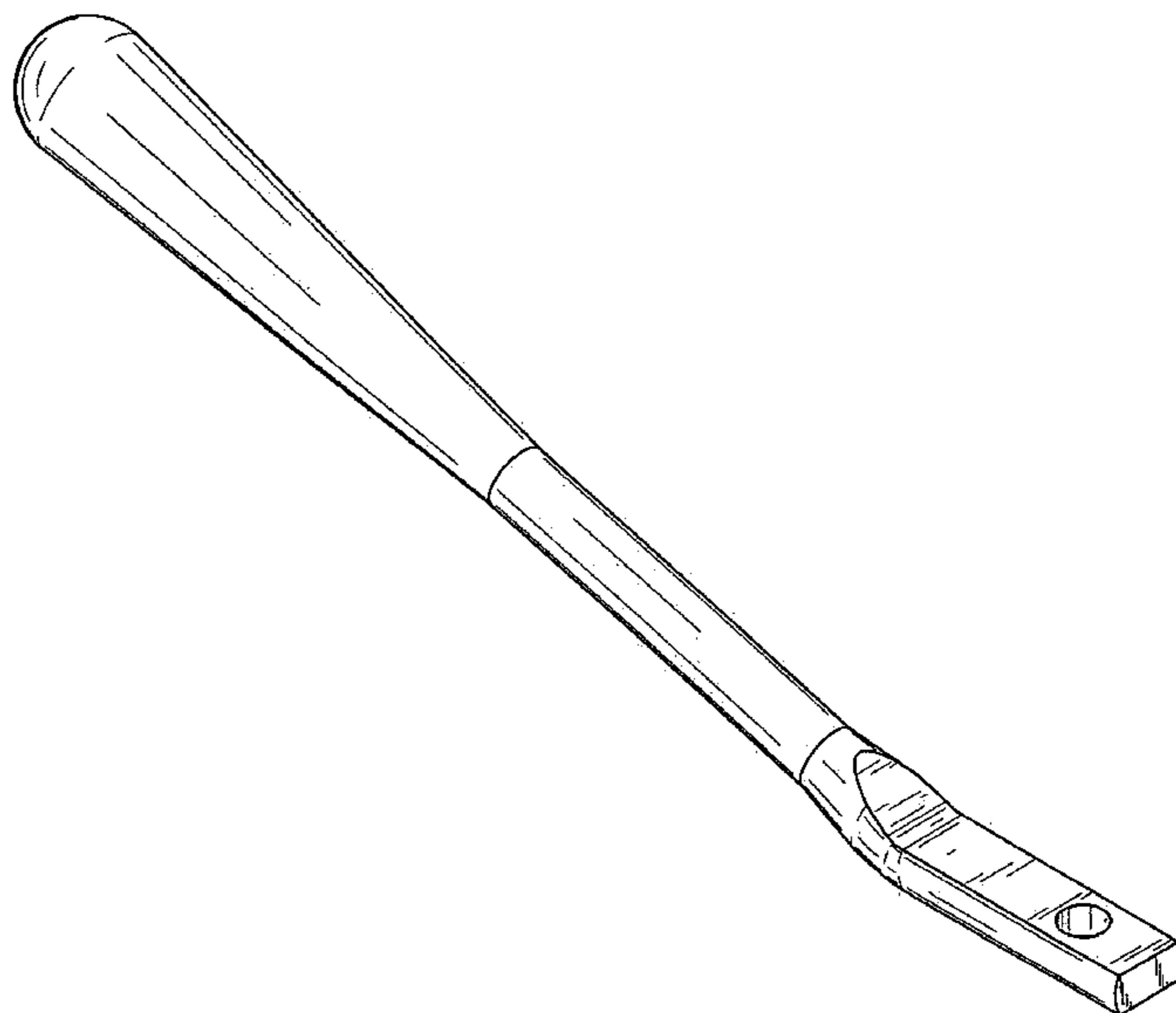
FIG. 3 is a top plan view thereof;

FIG. 4 is a bottom plan view thereof;

FIG. 5 is a front view thereof; and,

FIG. 6 is a rear view thereof.

1 Claim, 3 Drawing Sheets



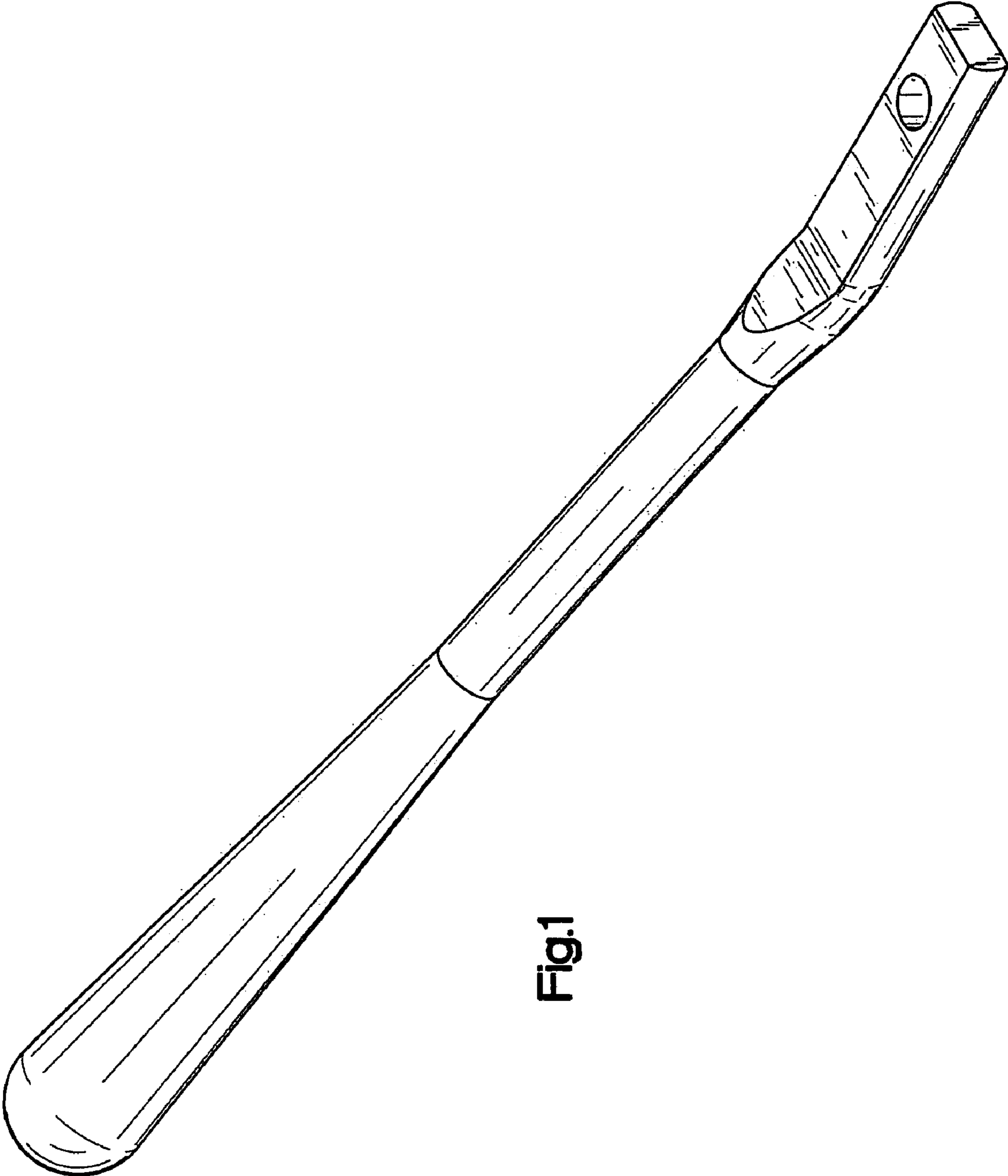


Fig.1

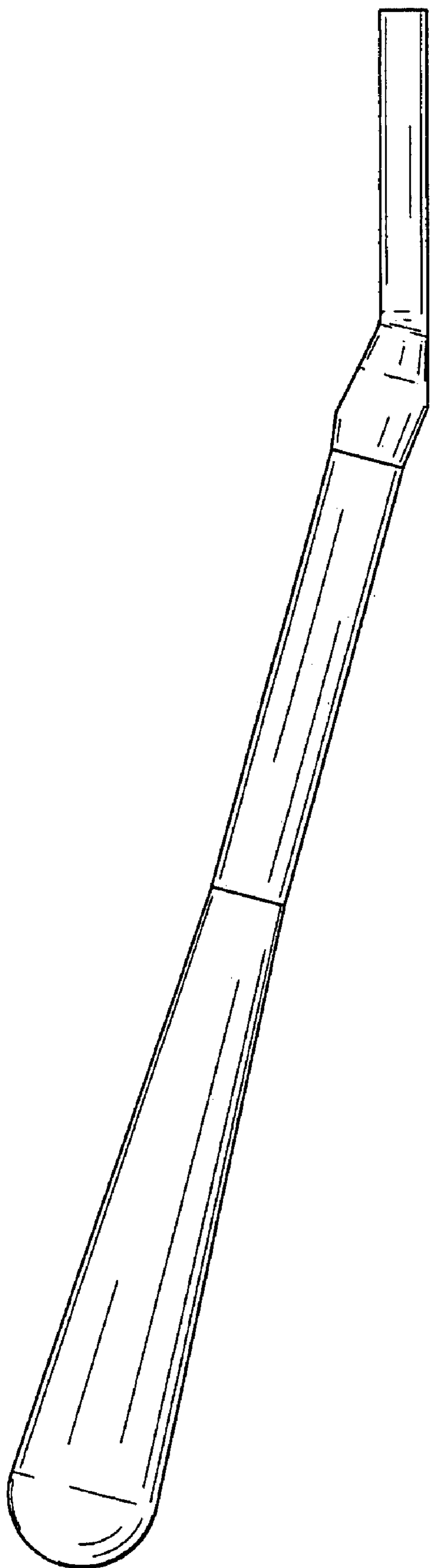


Fig.2

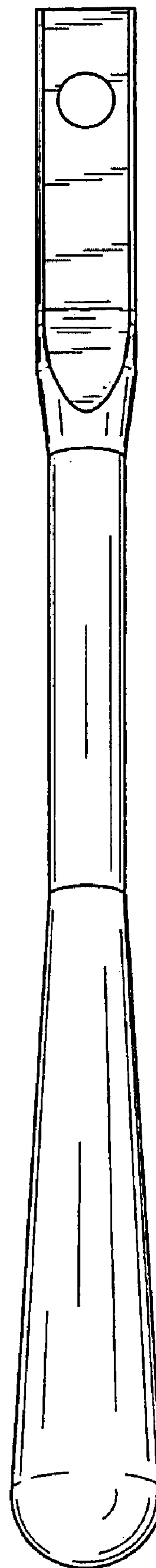


Fig.3

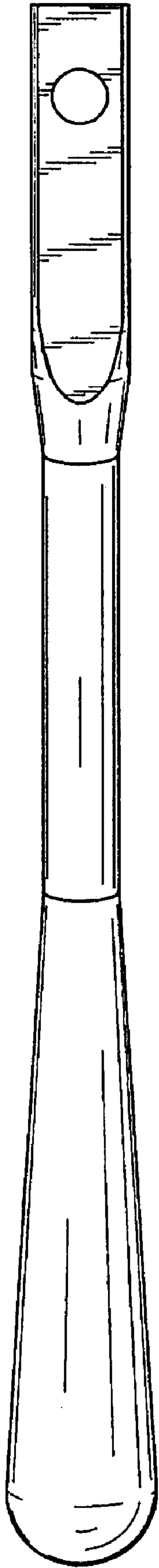


Fig.4

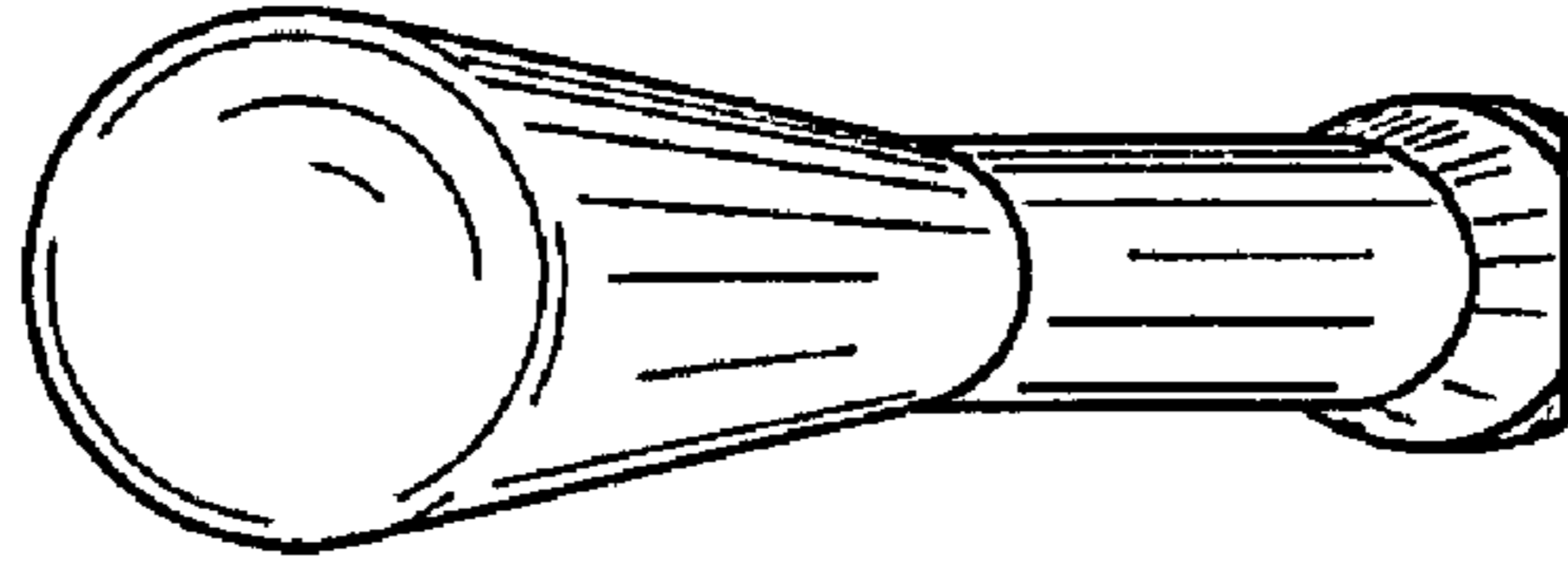


Fig.6

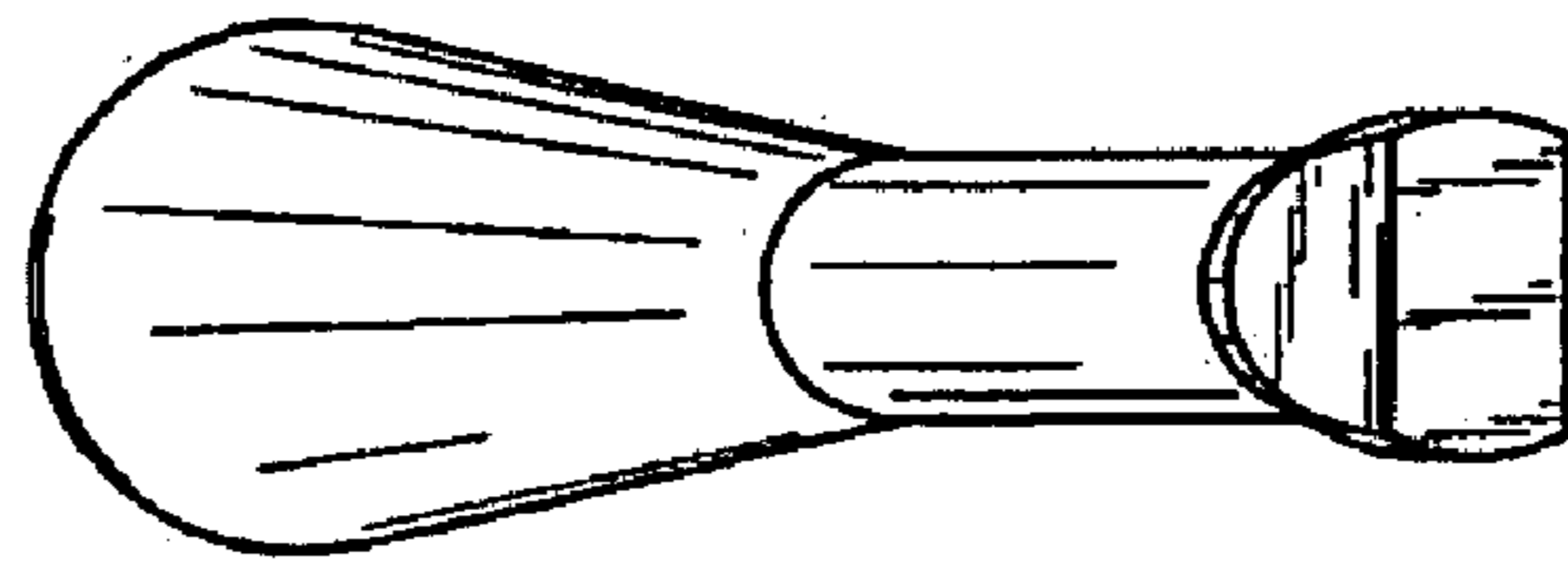


Fig.5