



US00D615441S

(12) **United States Design Patent**  
**Kelley**

(10) **Patent No.:** **US D615,441 S**

(45) **Date of Patent:** **\*\* May 11, 2010**

(54) **MOBILE SIGN**

(75) Inventor: **Brian Scott Kelley**, Aurora, OR (US)

(73) Assignee: **Information Display Company**,  
Beaverton, OR (US)

(\*\*) Term: **14 Years**

(21) Appl. No.: **29/346,136**

(22) Filed: **Oct. 27, 2009**

(51) **LOC (9) Cl.** ..... **10-05**

(52) **U.S. Cl.** ..... **D10/113**

(58) **Field of Classification Search** ..... D10/109,  
D10/113; 40/448, 541, 584, 606, 607, 608,  
40/611, 612; 340/908.1; 116/63 R, 63 P,  
116/63 C, 63 T; 404/9-16, 6; D25/50, 38,  
D25/113; 345/55

See application file for complete search history.

(56) **References Cited**

**U.S. PATENT DOCUMENTS**

4,087,785	A *	5/1978	Dodich	.....	340/908.1
4,593,265	A *	6/1986	McKenney	.....	340/908.1
5,231,393	A *	7/1993	Strickland	.....	340/936
5,914,698	A *	6/1999	Nicholson et al.	.....	345/1.3
6,101,750	A *	8/2000	Blesener et al.	.....	40/448
7,268,701	B2 *	9/2007	Rohl	.....	340/908
2001/0011957	A1 *	8/2001	Mitchell et al.	.....	340/936
2005/0162342	A1 *	7/2005	Luoma et al.	.....	345/55
2007/0251132	A1 *	11/2007	Luoma et al.	.....	40/541

**OTHER PUBLICATIONS**

“MPH Speed Monitor Trailer”, Undated but available before Oct. 2009, 2 Pages.

“ACT Traffic Solutions Radar Trailer: Featuring IDC Speedcheck Radar Speed Sign”, Undated but available before Oct. 2009, 2 Pages.

“RU2 Fast 1000: Radar Speed Display Trailer”, Rev. Nov. 5, 2008, 2 Pages.

“RU2 Fast 6000: Radar Speed Display Trailer”, Rev. Nov. 5, 2008, 2 Pages.

“RU2 Fast 8000: Radar Speed Display Trailer”, Rev. Oct. 7, 2008, 2 Pages.

“RU2 Speedranger: Radar Speed Display Trailer”, Rev. Aug. 16, 2007, 2 Pages.

“Smart 8000+ Smart 850+”, Undated but available before Oct. 2009, 2 Pages.

(Continued)

*Primary Examiner*—Caron Veynar

*Assistant Examiner*—George D Kirschbaum

(74) *Attorney, Agent, or Firm*—Goff Patent Law PLLC; Jared S. Goff

(57) **CLAIM**

I claim the ornamental design for a mobile sign, as shown and described.

**DESCRIPTION**

FIG. 1 is a perspective view of a mobile sign, as viewed from the front, side, and top.

FIG. 2 is a side elevation view of one side of the mobile sign of FIG. 1.

FIG. 3 is a side elevation view of the mobile sign of FIG. 1, showing the side opposite that shown in FIG. 2.

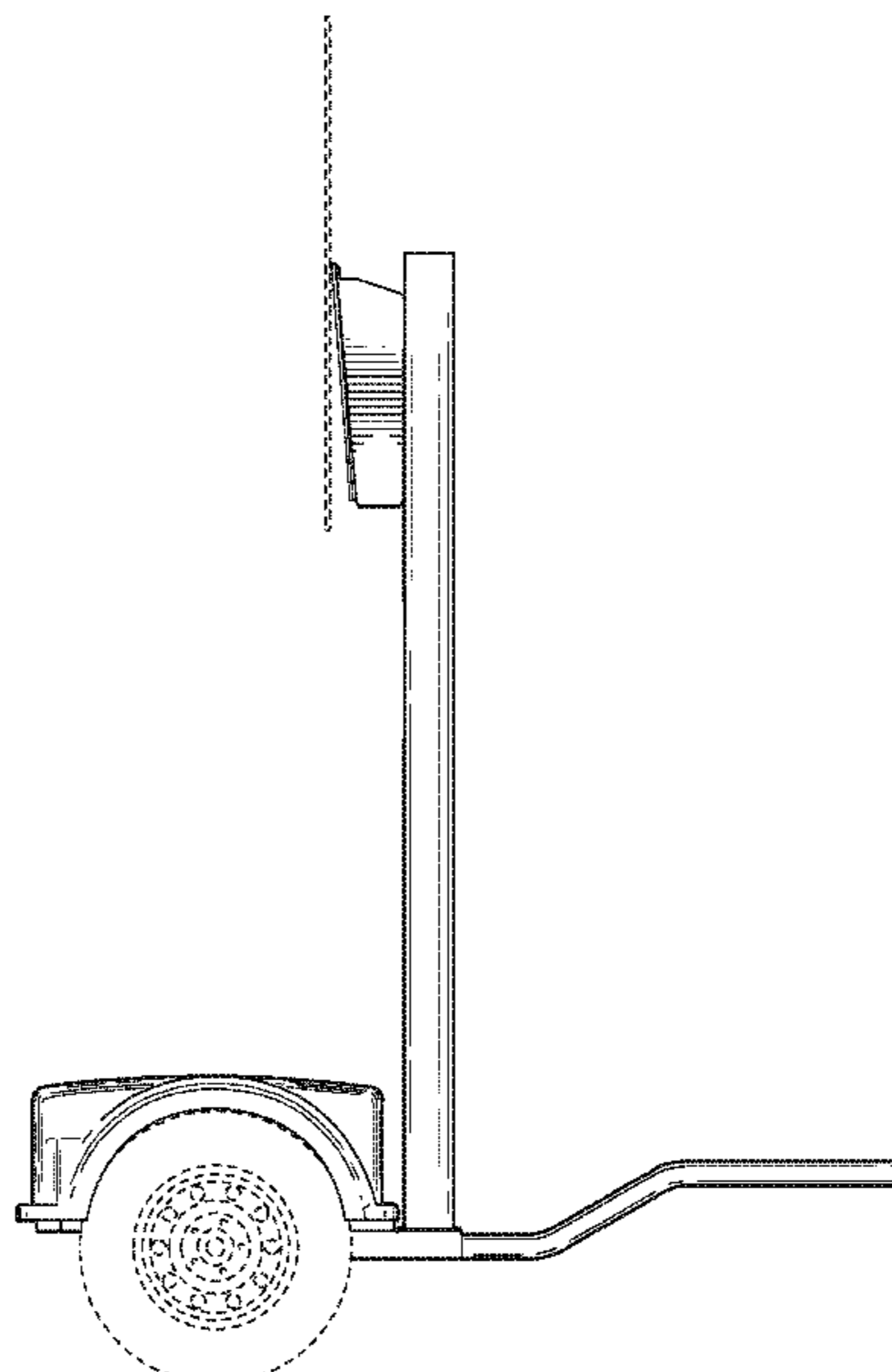
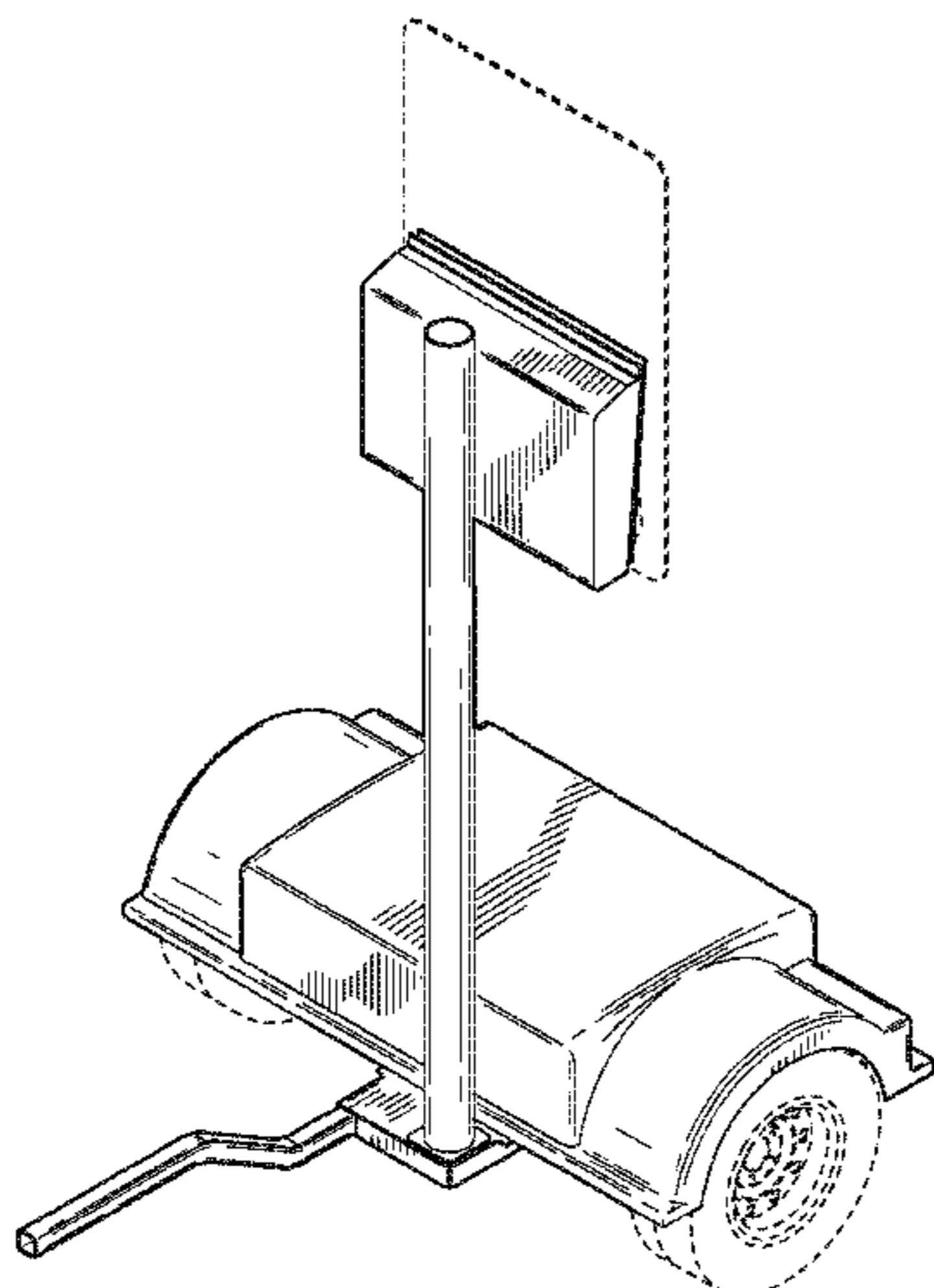
FIG. 4 is a top plan view of the mobile sign of FIG. 1.

FIG. 5 is a back elevation view of the mobile sign of FIG. 1; and,

FIG. 6 is a front elevation view of the mobile sign of FIG. 1.

In the drawings, the broken line showing of wheels, an axel, and a sign depict environmental subject matter and forms no part of the claim.

**1 Claim, 6 Drawing Sheets**



OTHER PUBLICATIONS

“Smart Models I and II”, Undated but available before Oct. 2009, 1 Page.

“Speed Patrol 18 Trailere”, Undated but available before Oct. 2009, 1 Page.

Kelley, Brian Scott, “Mobile Sign”, Filed Oct. 27, 2009, U.S. Appl. No. 29/346,130, 8 Pages.

Kelley, Brian Scott, “Mobile Sign”, Filed Oct. 27, 2009, U.S. Appl. No. 29/346,137, 8 Pages.

\* cited by examiner

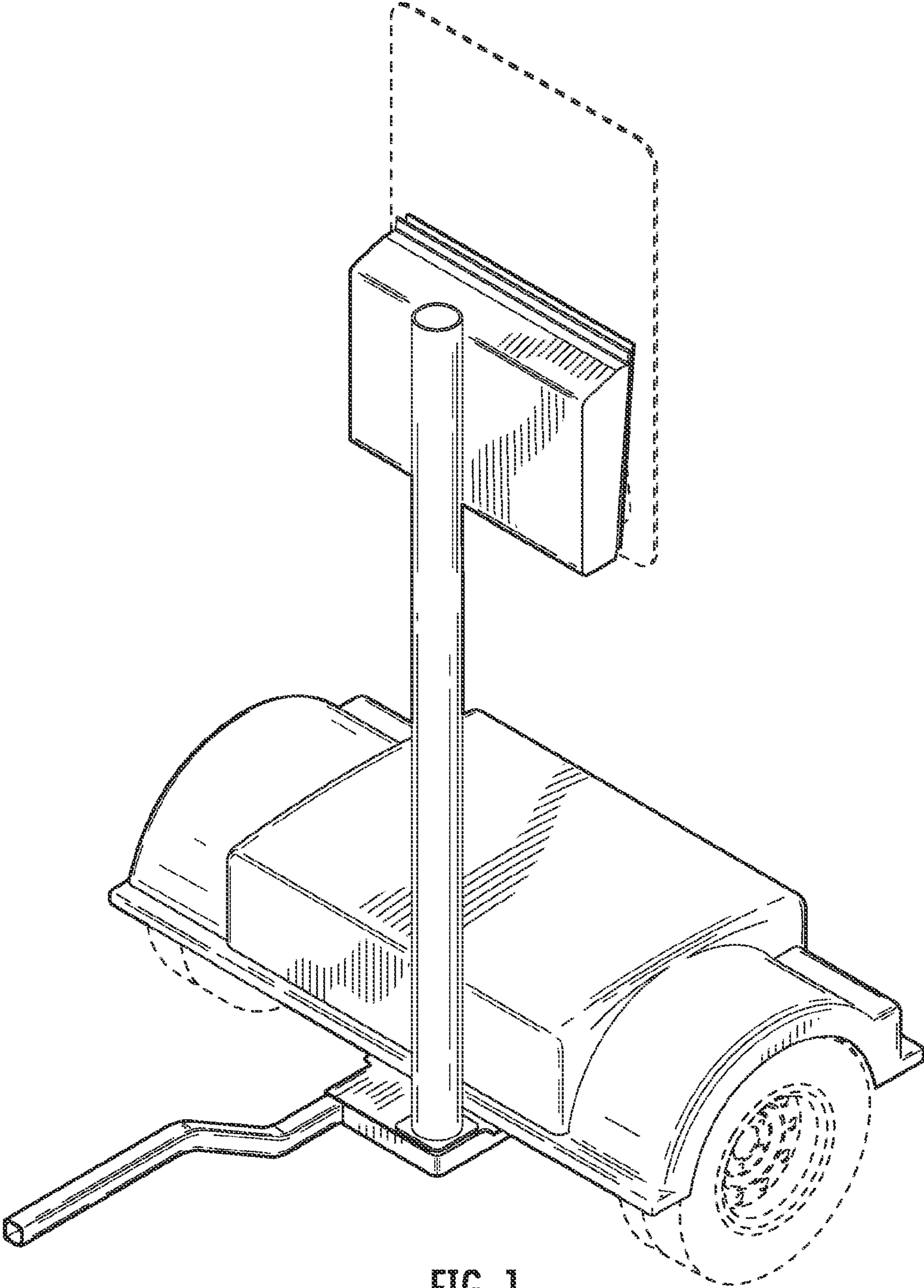


FIG. 1

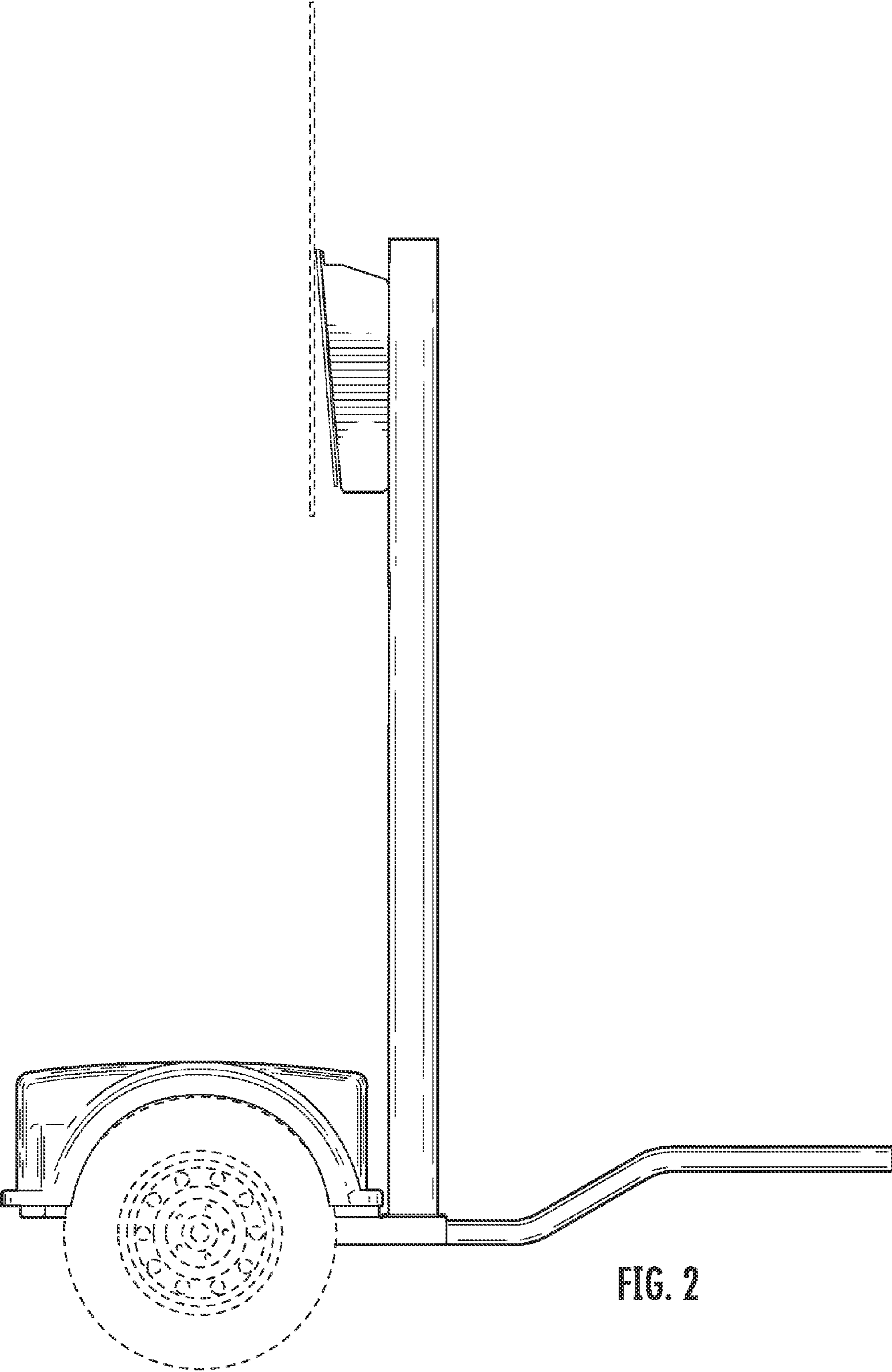


FIG. 2

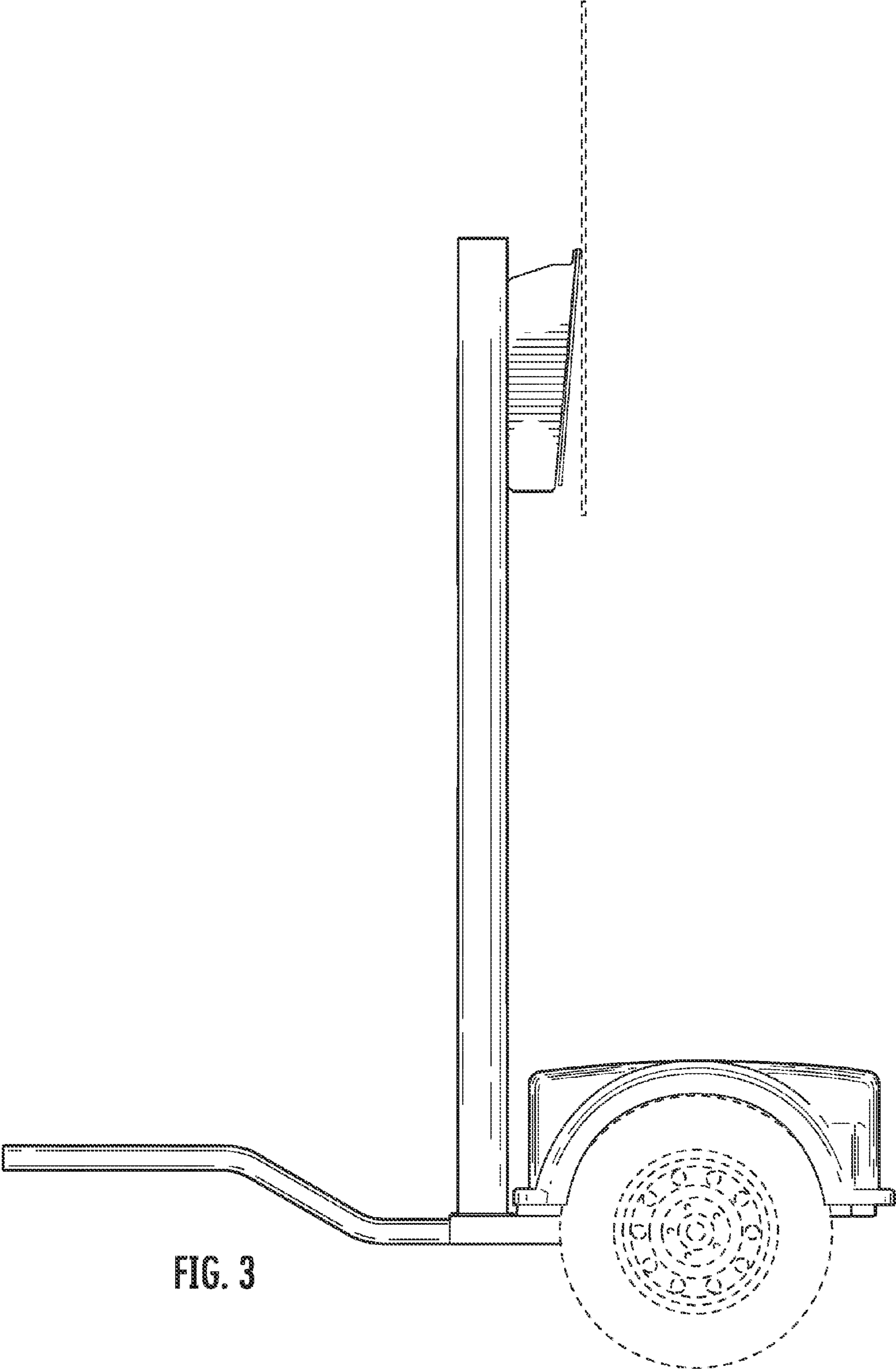


FIG. 3



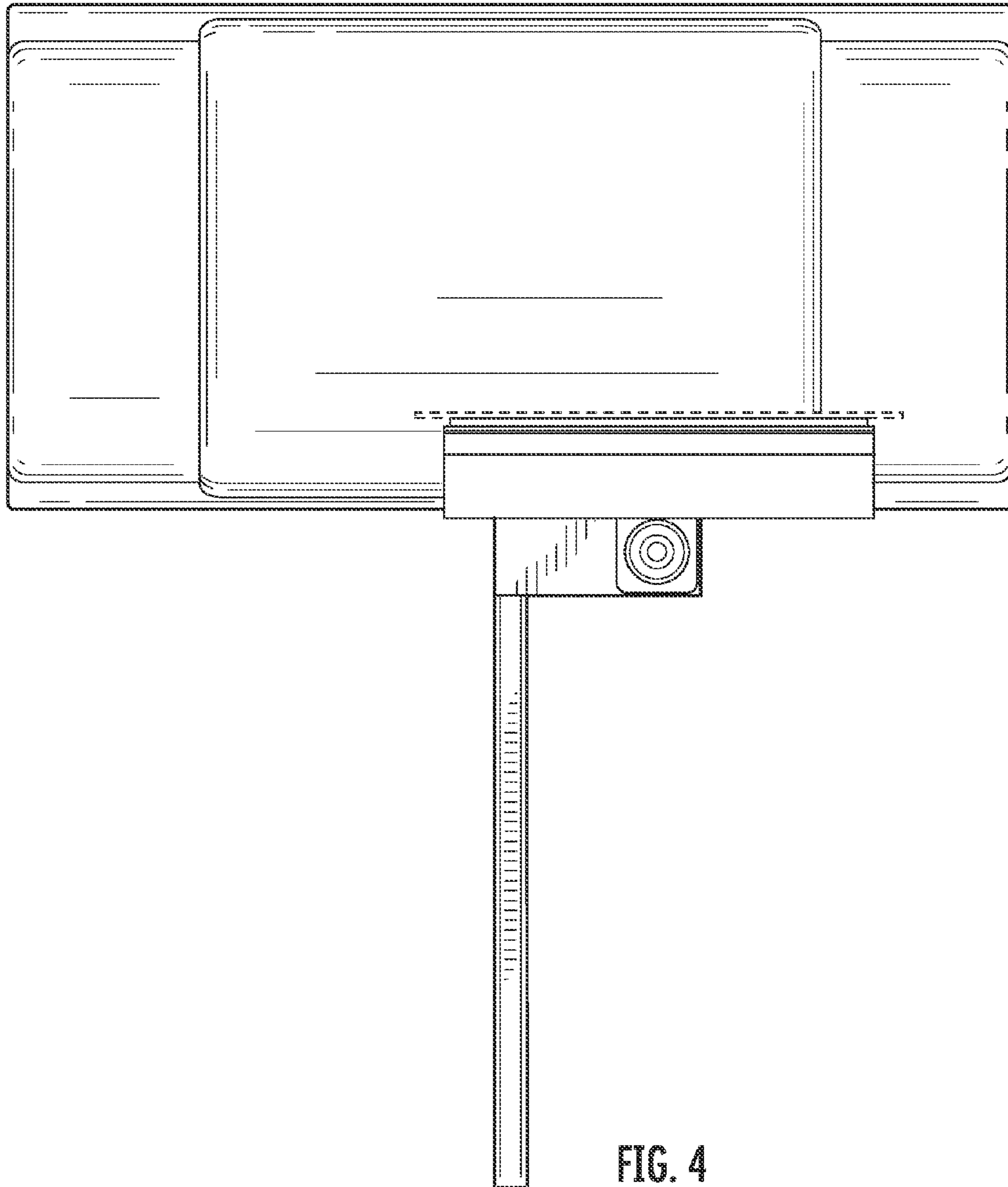


FIG. 4

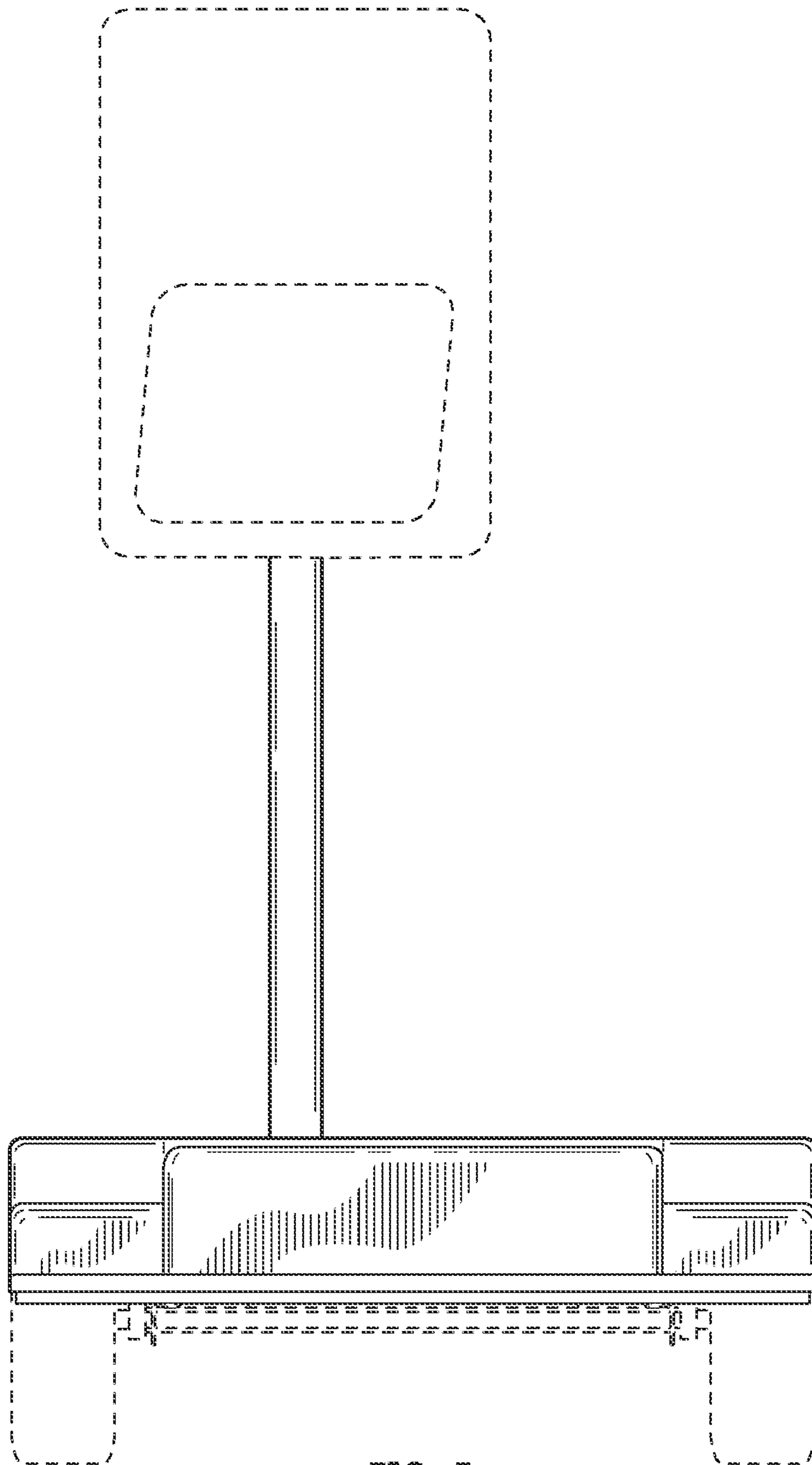


FIG. 5

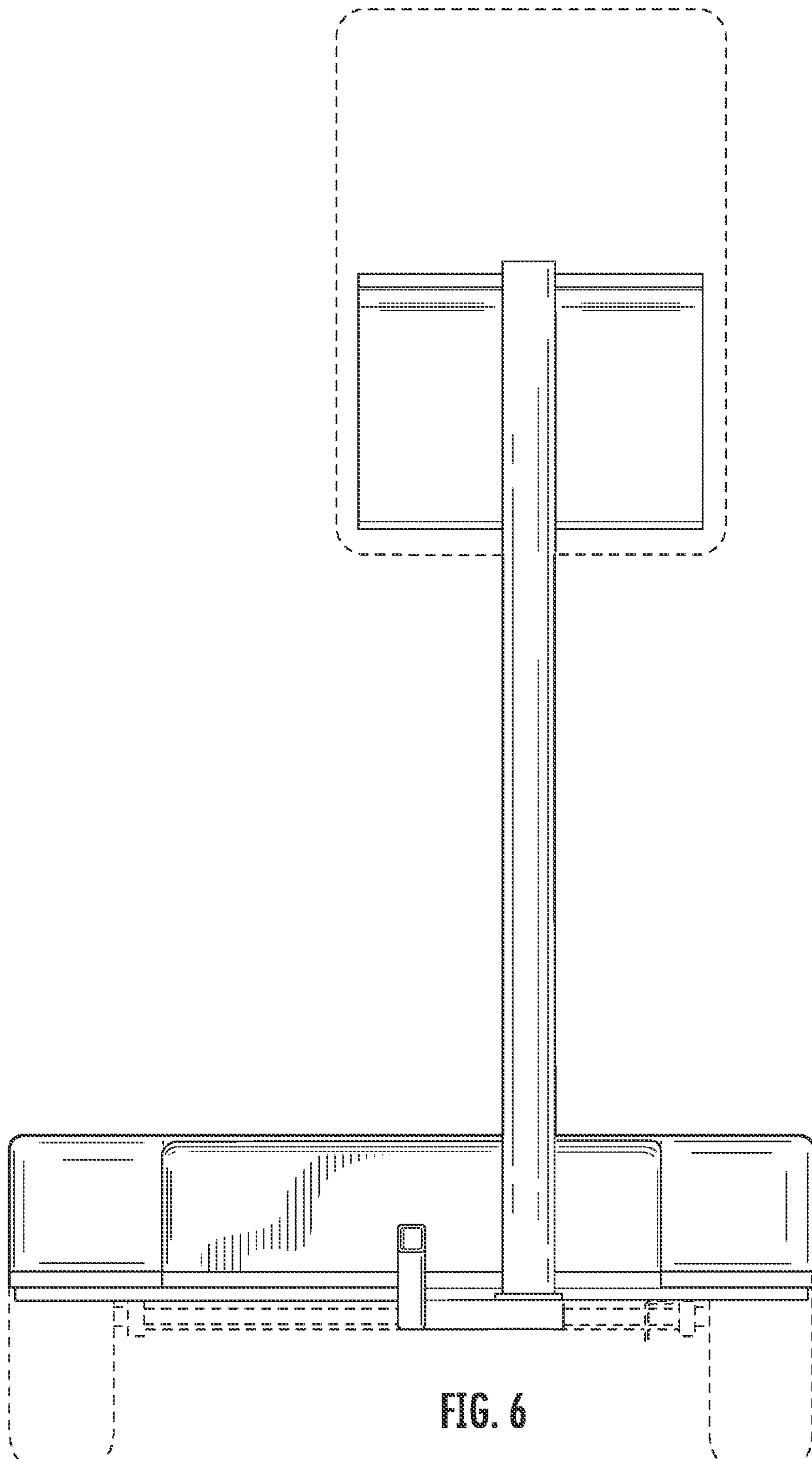


FIG. 6