



US00D615440S

(12) **United States Design Patent**
Kelley

(10) **Patent No.:** **US D615,440 S**
(45) **Date of Patent:** **** May 11, 2010**

(54) **MOBILE SIGN**

(75) Inventor: **Brian Scott Kelley**, Aurora, OR (US)

(73) Assignee: **Information Display Company**,
Beaverton, OR (US)

(**) Term: **14 Years**

(21) Appl. No.: **29/346,130**

(22) Filed: **Oct. 27, 2009**

(51) **LOC (9) Cl.** **10-05**

(52) **U.S. Cl.** **D10/113**

(58) **Field of Classification Search** D10/109,
D10/113; 40/448, 541, 584, 606, 607, 608,
40/611, 612; 340/908.1; 116/63 R, 63 P,
116/63 C, 63 T; 404/9-16, 6; D25/50, 38,
D25/113; 345/55

See application file for complete search history.

(56) **References Cited**

U.S. PATENT DOCUMENTS

4,087,785	A *	5/1978	Dodich	340/908.1
4,593,265	A *	6/1986	McKenney	340/908.1
5,231,393	A *	7/1993	Strickland	340/936
5,914,698	A *	6/1999	Nicholson et al.	345/1.3
6,101,750	A *	8/2000	Blesener et al.	40/448
7,268,701	B2 *	9/2007	Rohl	340/908
2001/0011957	A1 *	8/2001	Mitchell et al.	340/936
2005/0162342	A1 *	7/2005	Luoma et al.	345/55
2007/0251132	A1 *	11/2007	Luoma et al.	40/541

OTHER PUBLICATIONS

“MPH Speed Monitor Trailer”, Undated but available before Oct. 2009, 2 Pages.

“ACT Traffic Solutions Radar Trailer: Featuring IDC Speedcheck Radar Speed Sign”, Undated but available before Oct. 2009, 2 Pages.

“RU2 Fast 1000: Radar Speed Display Trailer”, Rev. Nov. 5, 2008, 2 Pages.

“RU2 Fast 6000: Radar Speed Display Trailer”, Rev. Nov. 5, 2008, 2 Pages.

“RU2 Fast 8000: Radar Speed Display Trailer”, Rev. Oct. 7, 2008, 2 Pages.

“RU2 Speedranger: Radar Speed Display Trailer”, Rev. Aug. 16, 2007, 2 Pages.

(Continued)

Primary Examiner—Caron Veynar

Assistant Examiner—George D Kirschbaum

(74) *Attorney, Agent, or Firm*—Goff Patent Law PLLC; Jared S. Goff

(57) **CLAIM**

I claim the ornamental design for a mobile sign, as shown and described.

DESCRIPTION

FIG. 1 is a perspective view of a mobile sign, as viewed from the front, side, and top.

FIG. 2 is a side elevation view of one side of the mobile sign of FIG. 1.

FIG. 3 is a side elevation view of the mobile sign of FIG. 1, showing the side opposite that shown in FIG. 2.

FIG. 4 is a top plan view of the mobile sign of FIG. 1.

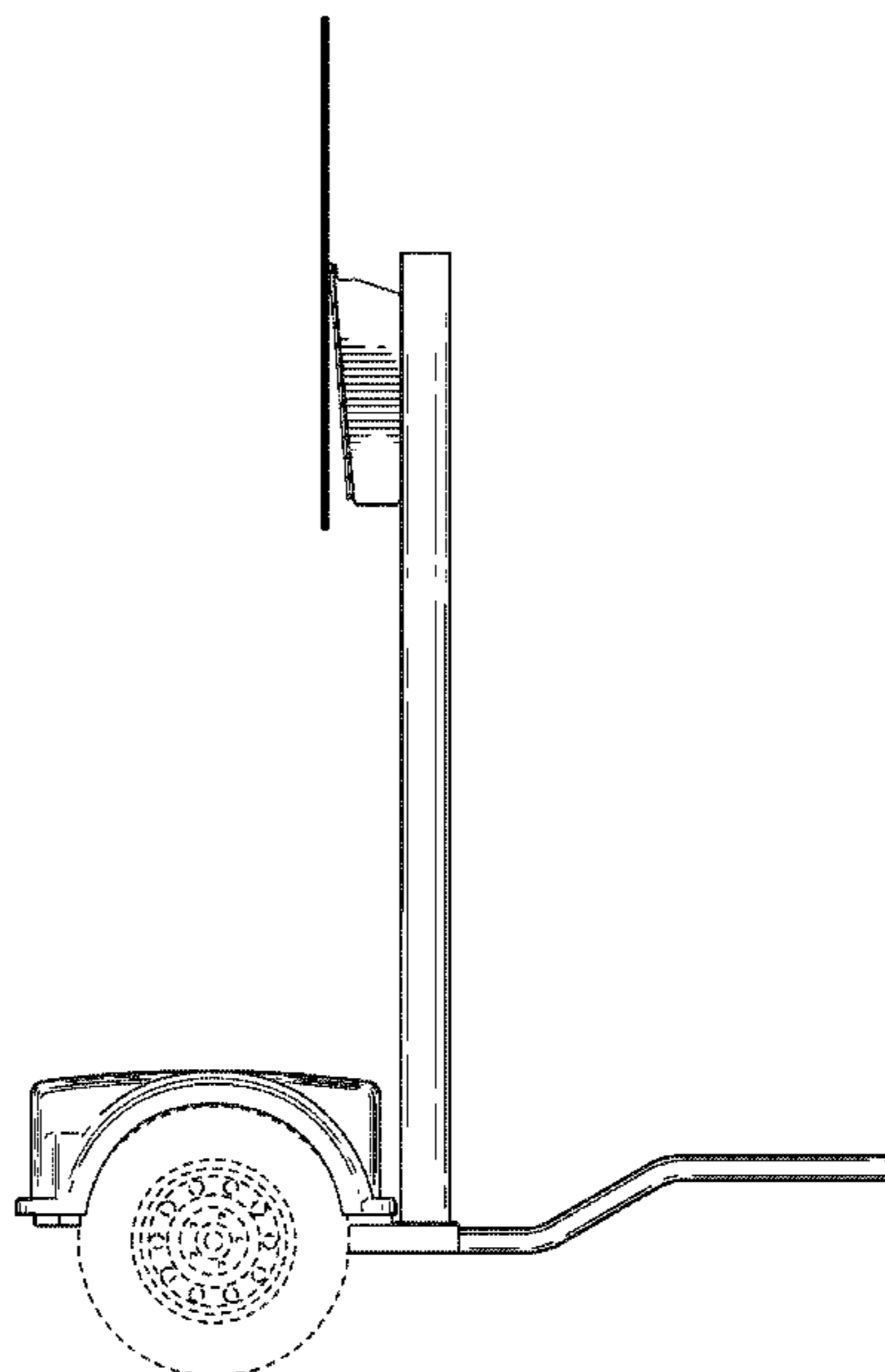
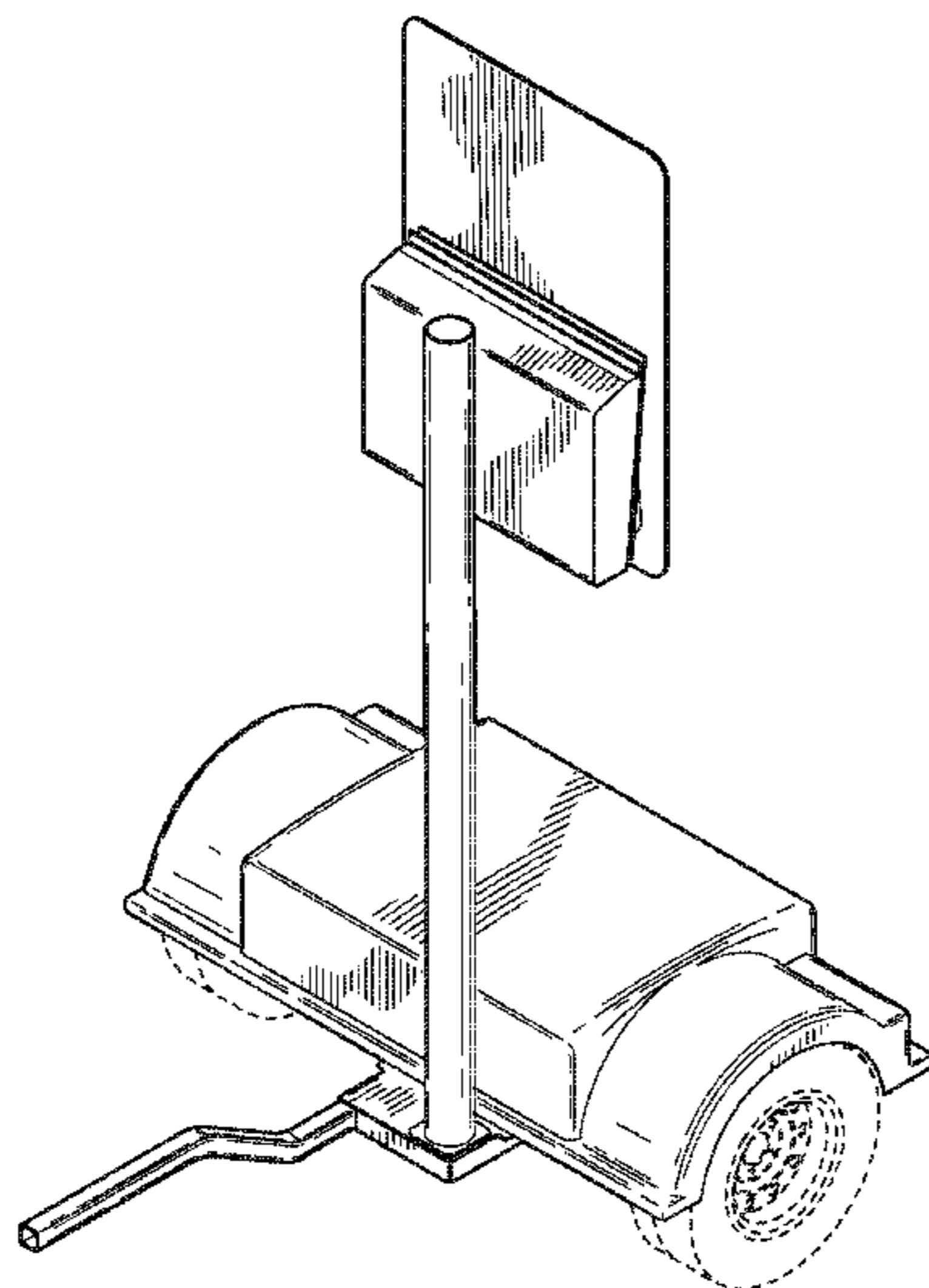
FIG. 5 is a back elevation view of the mobile sign of FIG. 1; and,

FIG. 6 is a front elevation view of the mobile sign of FIG. 1.

The dashed lines in the drawings are for illustrative purpose only and form no part of the claimed design.

In the drawings, the broken line showing of wheels, an axel, and a display depict environmental subject matter and forms no part of the claim.

1 Claim, 6 Drawing Sheets



US D615,440 S

Page 2

OTHER PUBLICATIONS

“Smart 8000+ Smart 850+”, Undated but available before Oct. 2009, 2 Pages.

“Smart Models I and II”, Undated but available before Oct. 2009, 1 Page.

“Speed Patrol 18 Trailer”, Undated but available before Oct. 2009, 1 Page.

Kelley, Brian Scott, “Mobile Sign”, Filed Oct. 27, 2009, U.S. Appl. No. 29/346,136, 8 Pages.

Kelley, Brian Scott, “Mobile Sign”, Filed Oct. 27, 2009, U.S. Appl. No. 29/346,137, 8 Pages.

* cited by examiner

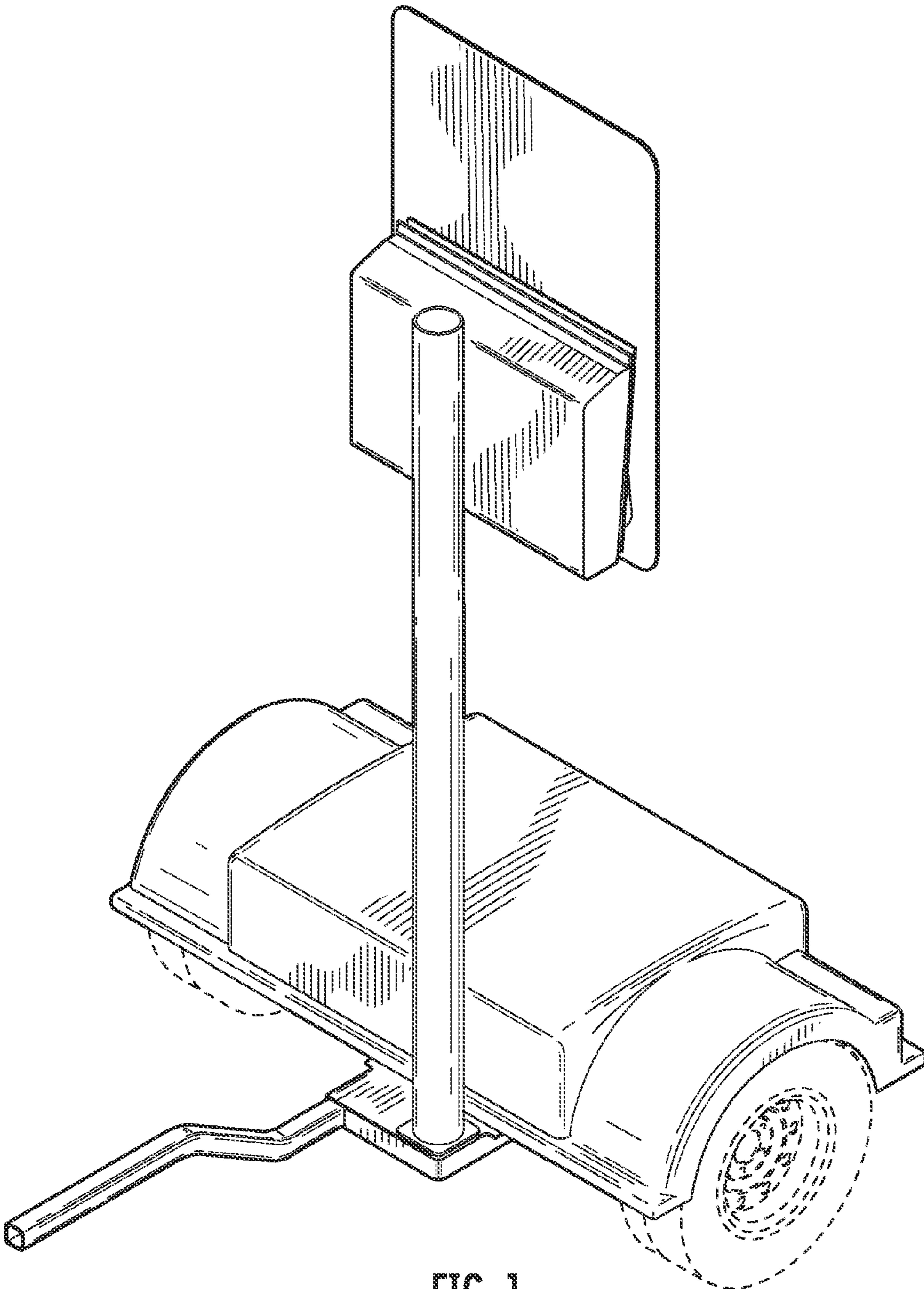


FIG. 1

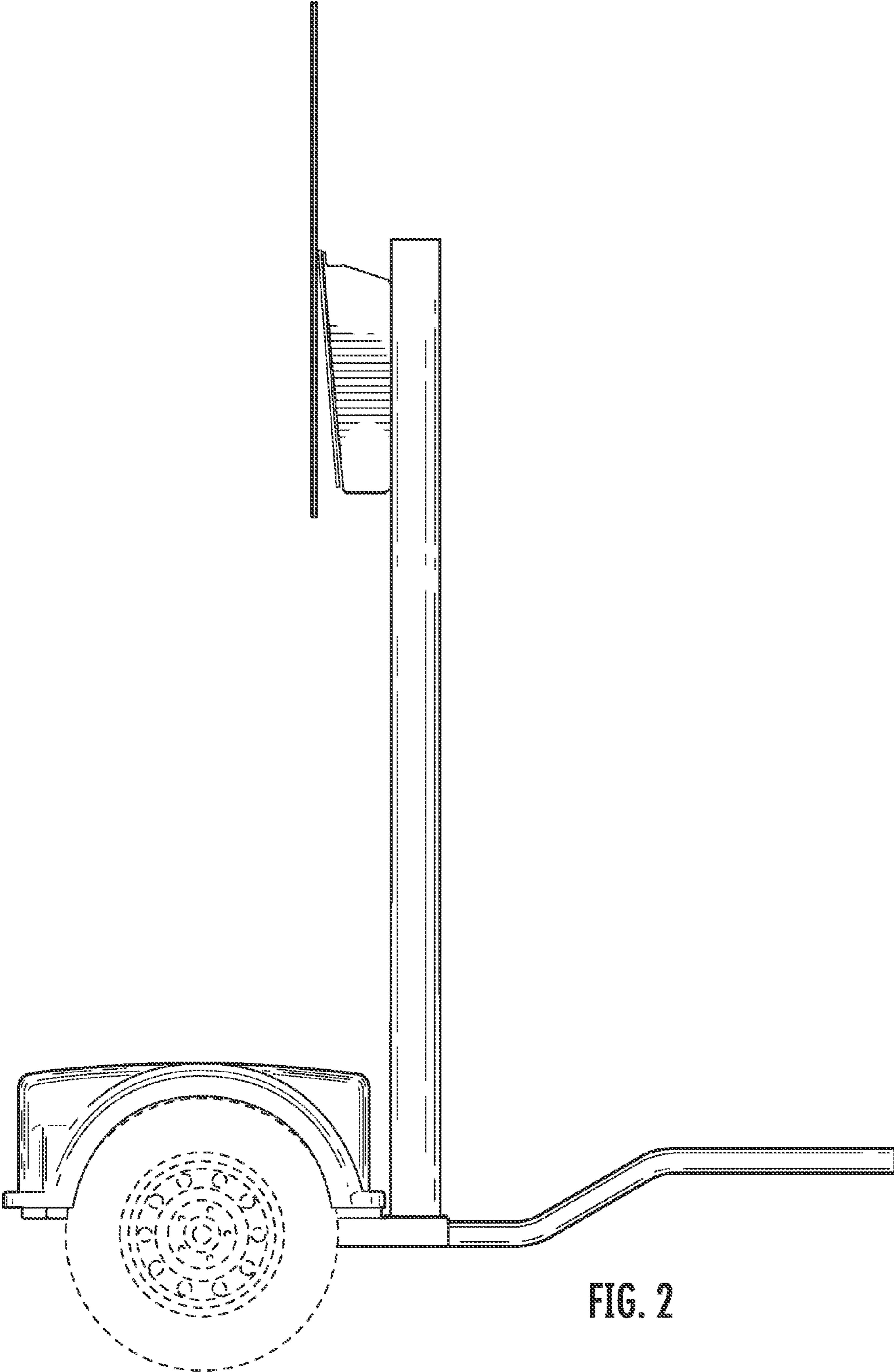


FIG. 2

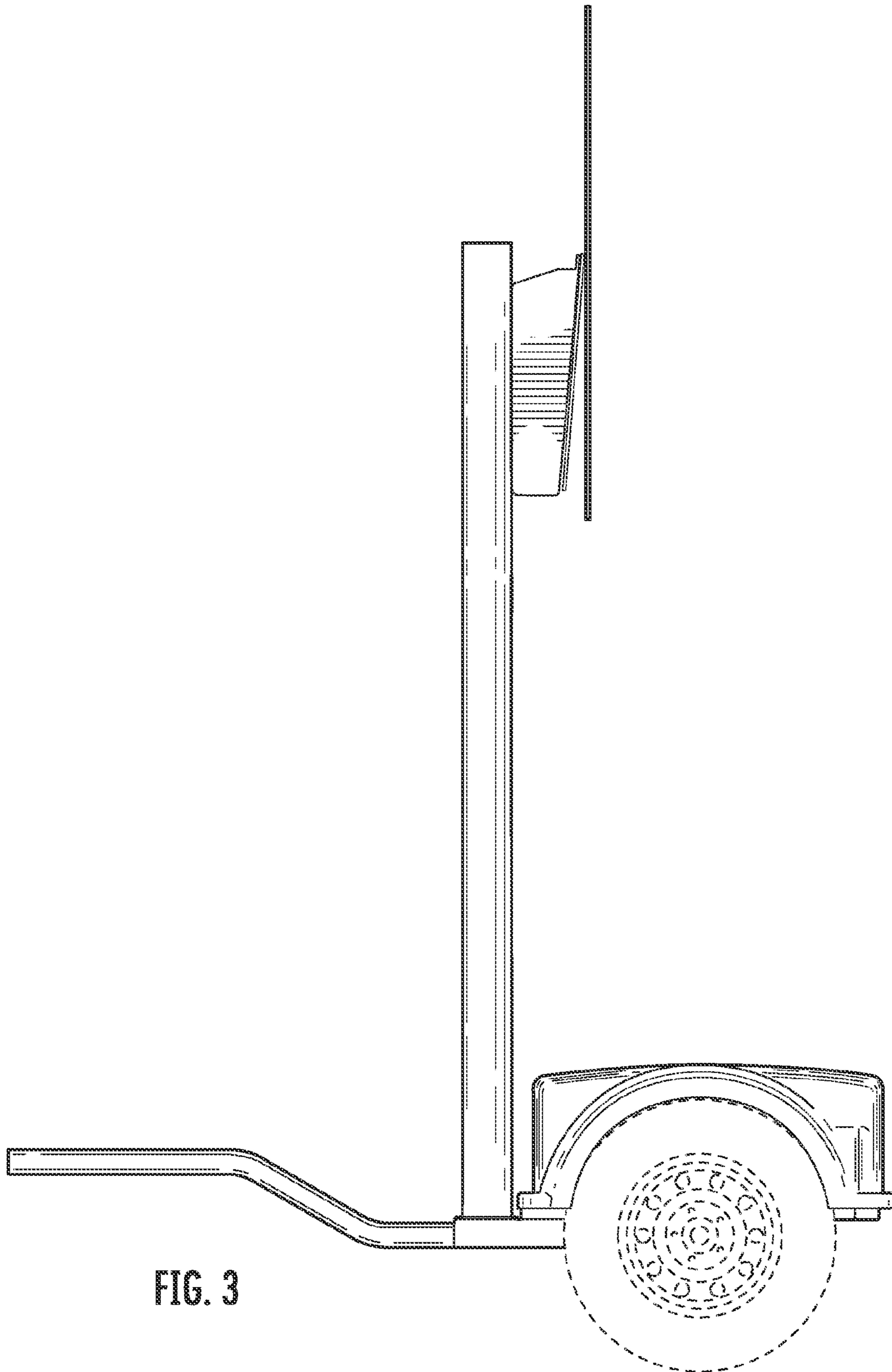


FIG. 3

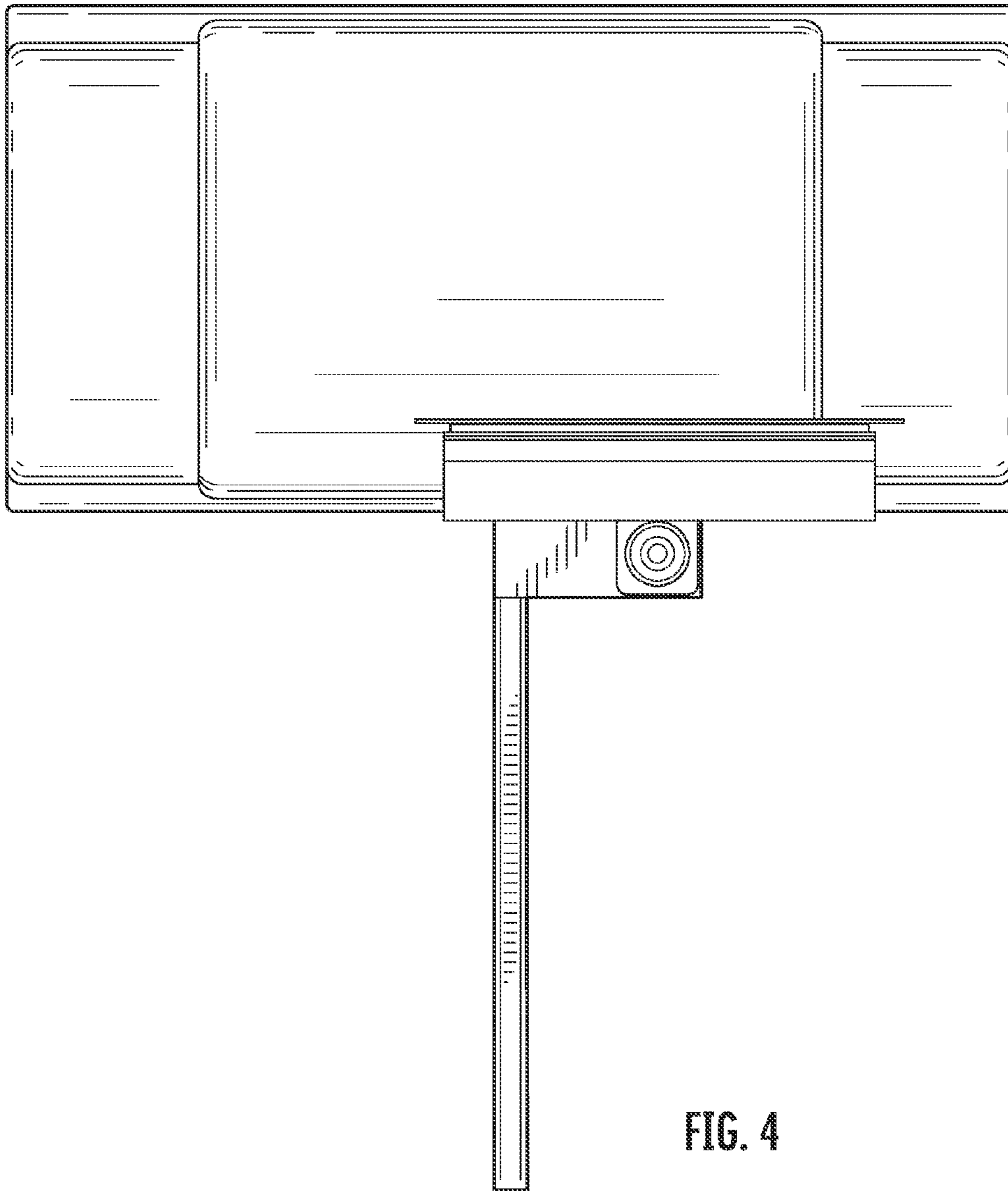


FIG. 4

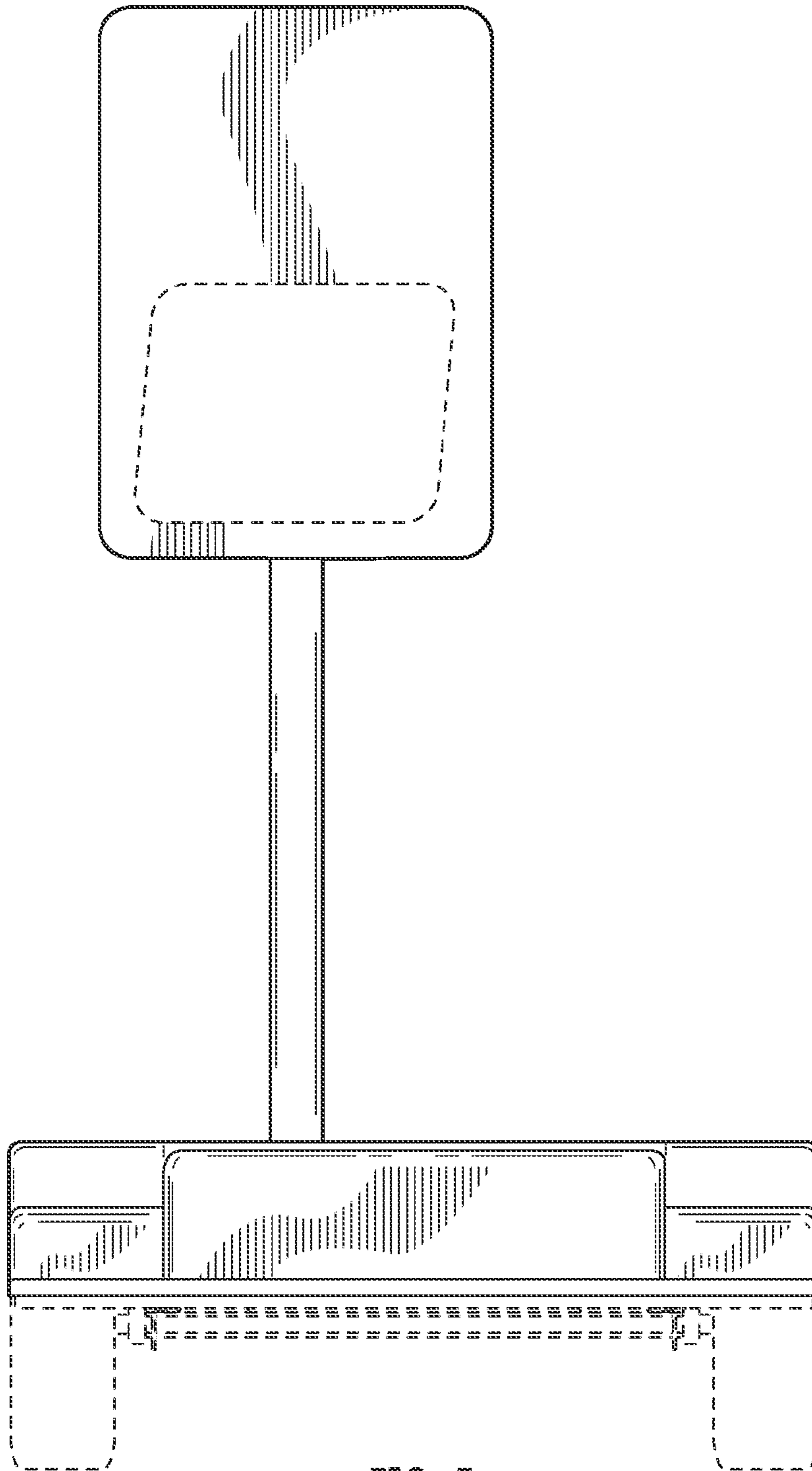


FIG. 5

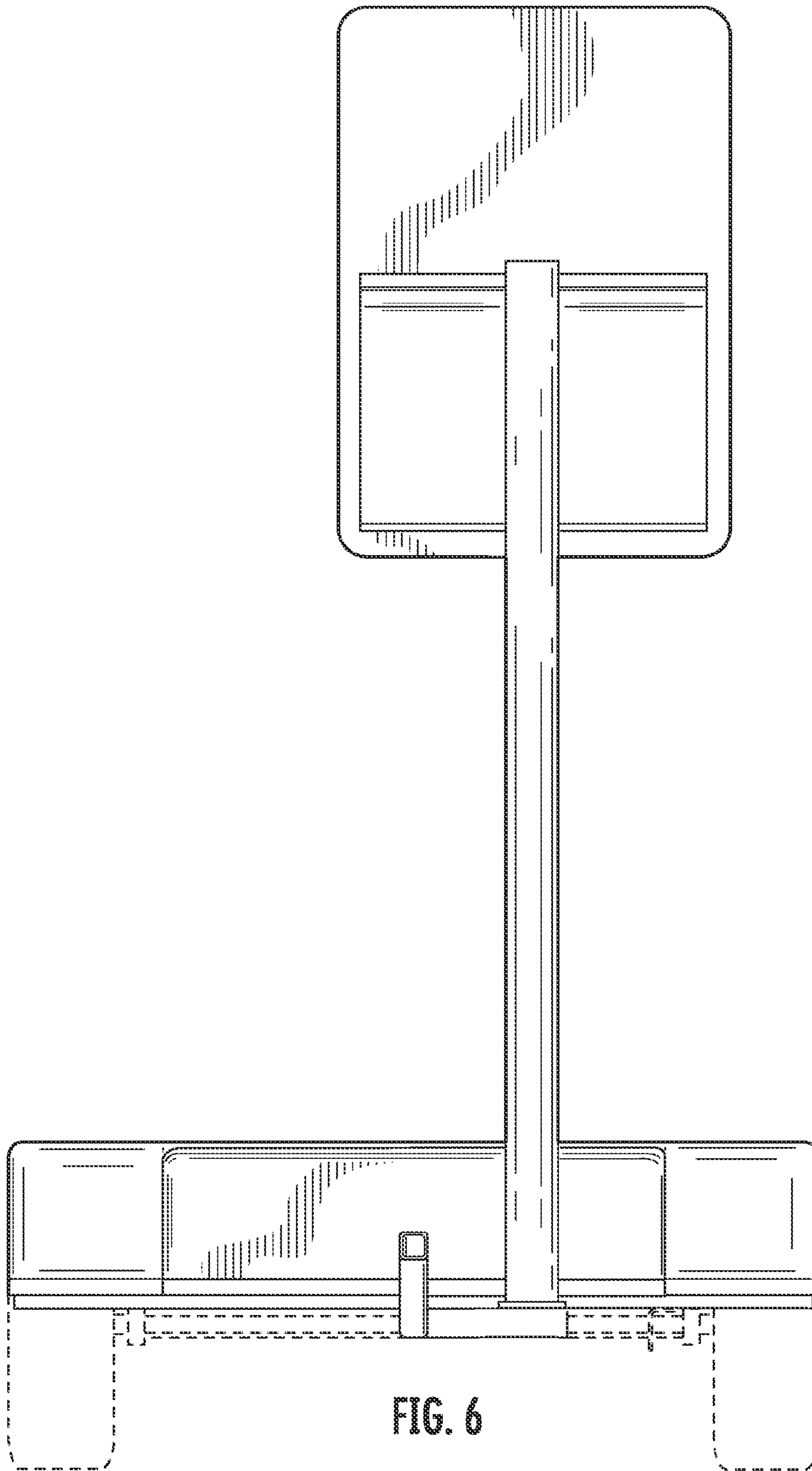


FIG. 6