



US00D615417S

(12) **United States Design Patent**
Fallat, II et al.

(10) **Patent No.:** **US D615,417 S**
(45) **Date of Patent:** **** *May 11, 2010**

(54) **COMBINED SHOULDER AND CAP FOR A CONTAINER**

(75) Inventors: **Peter J. Fallat, II**, Whitehouse Station, NJ (US); **Bruce Cummings**, New York, NY (US); **Brian Worthington**, Dunellen, NJ (US)

(73) Assignee: **Colgate-Palmolive Company**, New York, NY (US)

(**) Term: **14 Years**

(21) Appl. No.: **29/339,567**

(22) Filed: **Jul. 2, 2009**

(51) **LOC (9) Cl.** **09-03**

(52) **U.S. Cl.** **D9/695**

(58) **Field of Classification Search** D9/695-699, D9/711, 521, 544, 435, 440, 454, 723-724, D9/499, 712, 449, 727-728, 442, 447, 504; 222/92, 107, 215, 491, 527-529, 96, 206, 222/212, 213, 251; 206/822-823; D28/7, D28/76, 82; 220/DIG. 7; D24/111, 119; 215/205, 321, 381, 382, 316; 141/114, 115
See application file for complete search history.

(56) **References Cited**

U.S. PATENT DOCUMENTS

- 1,978,455 A 10/1934 Geerlings
- D194,222 S 12/1962 Rolley
- 4,844,250 A 7/1989 Holoubek et al.
- D319,178 S * 8/1991 Katada et al. D9/617
- D329,379 S 9/1992 Jorgensen et al.
- 5,547,091 A 8/1996 Neveras et al.
- D401,138 S * 11/1998 Rosen et al. D9/697
- D414,688 S 10/1999 Loeb et al.
- 6,071,523 A * 6/2000 Mehta et al. 424/400
- 6,223,919 B1 5/2001 Kuehn
- 6,305,577 B1 10/2001 Fillmore et al.
- D474,961 S * 5/2003 Haruta D9/697
- D479,466 S 9/2003 Bremner et al.
- D487,398 S 3/2004 Bremner et al.
- D488,059 S * 4/2004 Mounier D9/697

- 6,722,536 B2 4/2004 Bremner et al.
- D511,464 S 11/2005 Py et al.
- D512,647 S * 12/2005 Py et al. D9/695
- D532,700 S * 11/2006 Py et al. D9/697
- D532,701 S * 11/2006 Spencer D9/699
- D546,196 S * 7/2007 Py et al. D9/695
- D551,088 S * 9/2007 Dittmer et al. D9/697

(Continued)

Primary Examiner—Caron Veynar
Assistant Examiner—Abraham Bahta
(74) *Attorney, Agent, or Firm*—Amy M. Fernandez

(57) **CLAIM**

The ornamental design for a combined shoulder and cap for a container, as shown and described.

DESCRIPTION

FIG. 1 is a perspective view of a combined shoulder and cap for a container with the cap attached to the shoulder showing our new design;

FIG. 2 is a side view thereof, the front, back, left, and right sides being the same in appearance;

FIG. 3 is a top view thereof;

FIG. 4 is a bottom view thereof,

FIG. 5 is an exploded side view of the combined shoulder and cap with the cap detached from the shoulder;

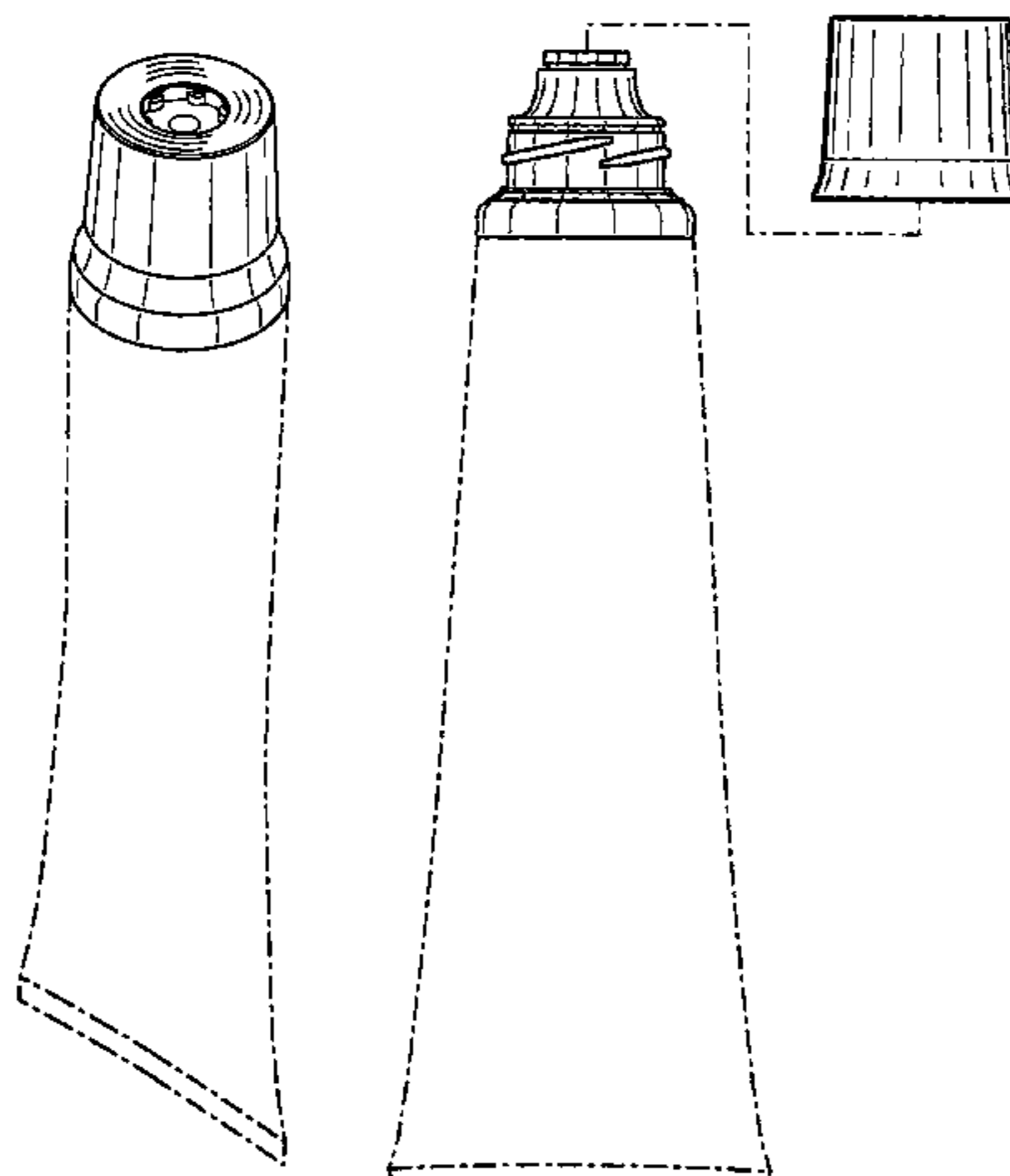
FIG. 6 is a top view of FIG. 7 without the cap for clarity of disclosure;

FIG. 7 is a perspective view thereof without the cap for clarity of disclosure; and,

FIG. 8 is a bottom view of the cap only.

All broken lines shown in the drawings are for environmental purposes only and form no part of the claimed design.

1 Claim, 5 Drawing Sheets



US D615,417 S

Page 2

U.S. PATENT DOCUMENTS		D559,703 S *	1/2008	Egawa	D9/697
D552,485 S	10/2007	Grabiner et al.			
D553,005 S	10/2007	Py et al.			
D558,061 S *	12/2007	Py et al.	D9/695		* cited by examiner




FIG. 1

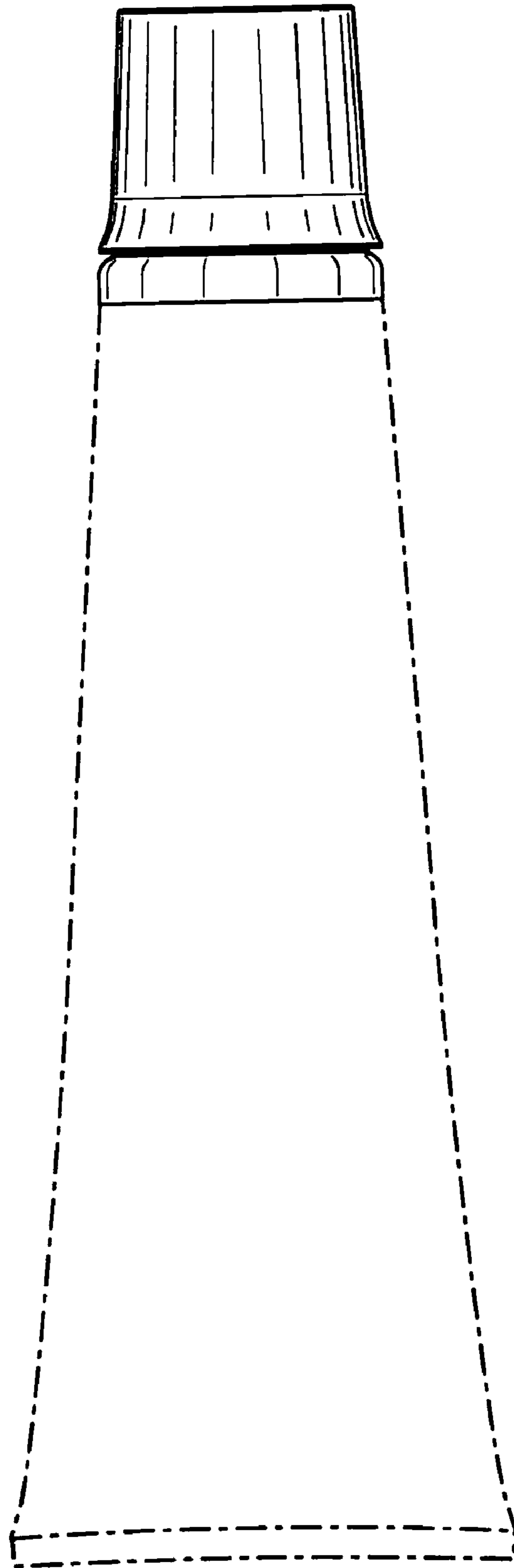


FIG. 2

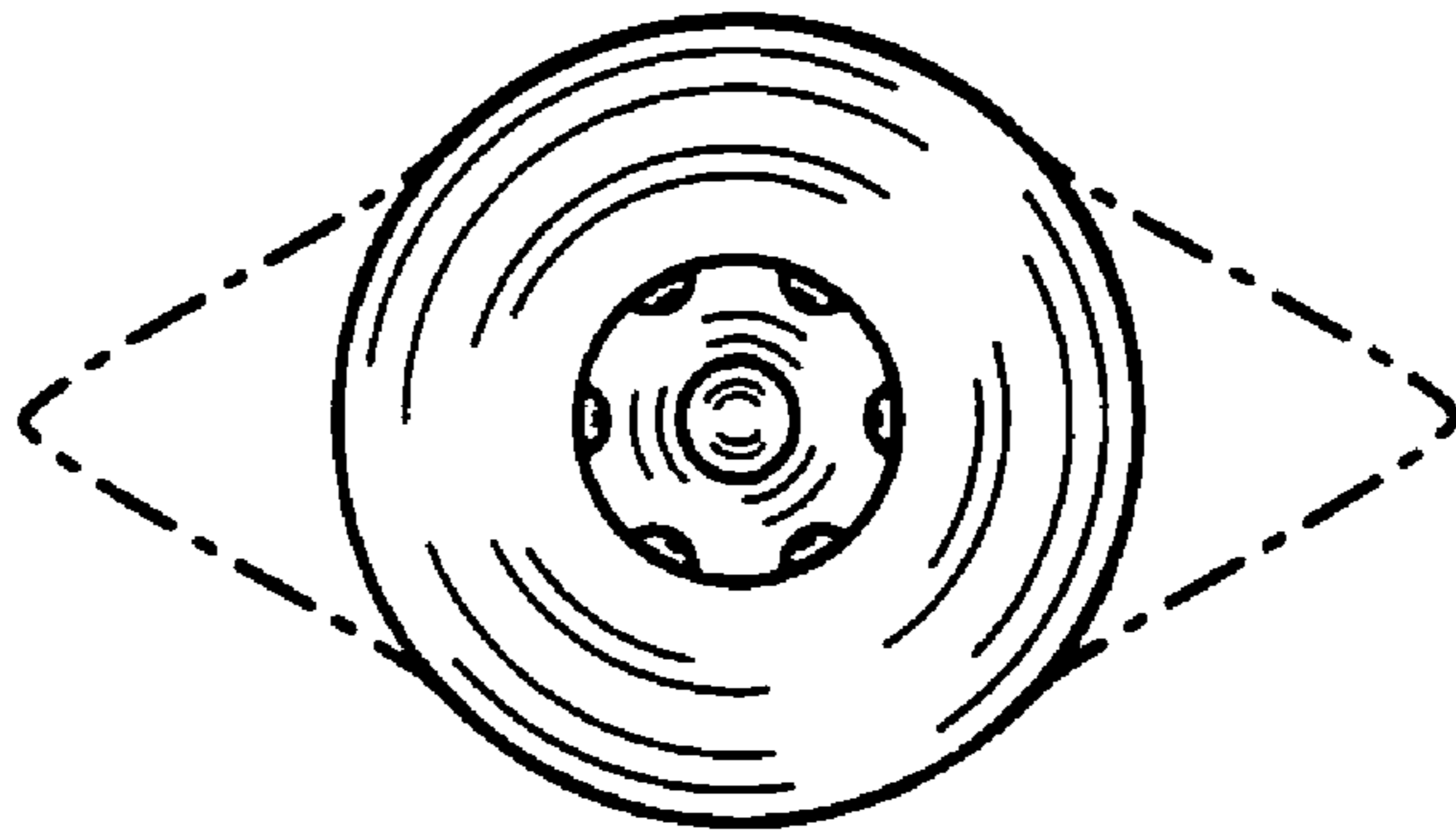


FIG. 3

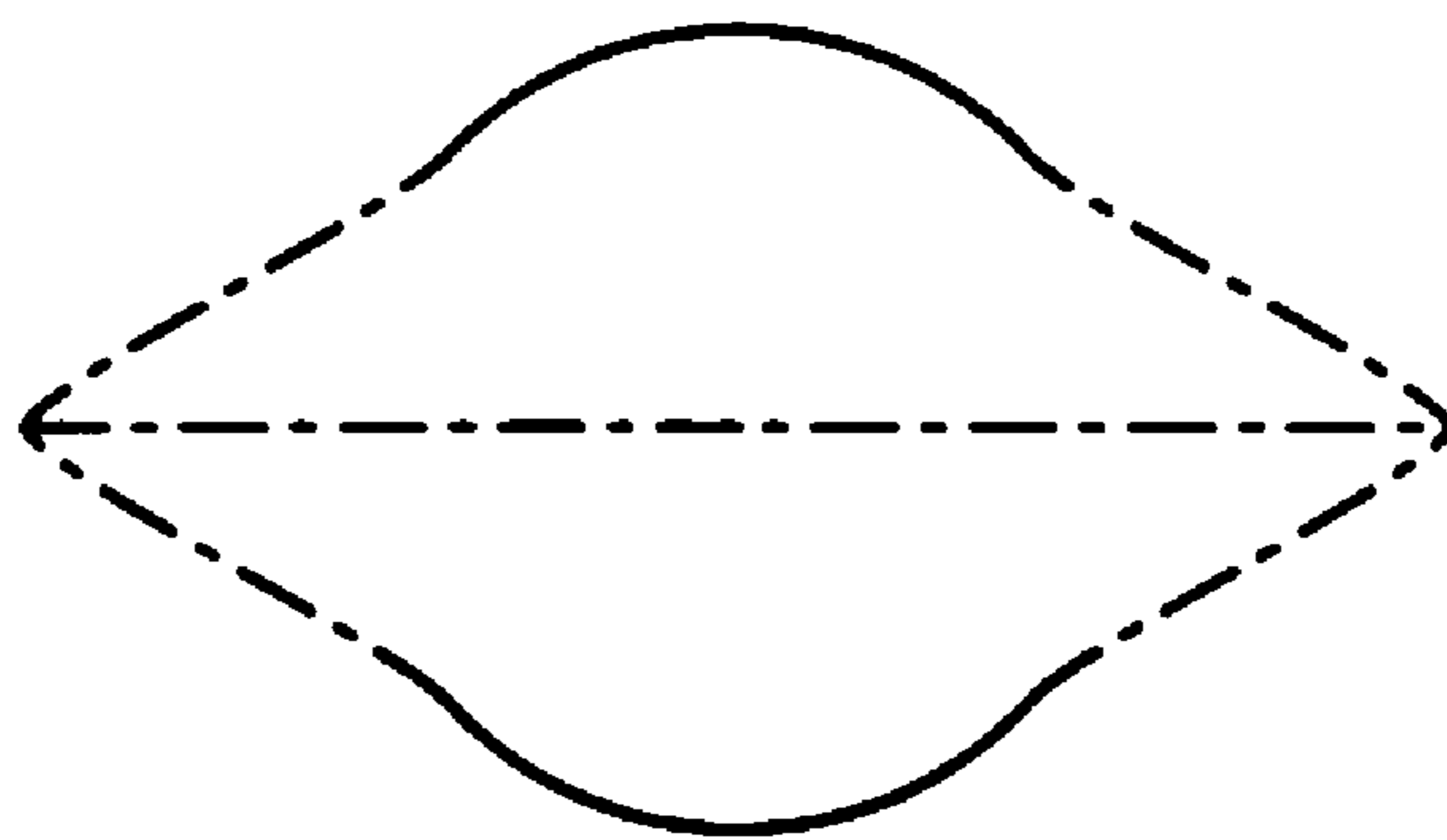


FIG. 4

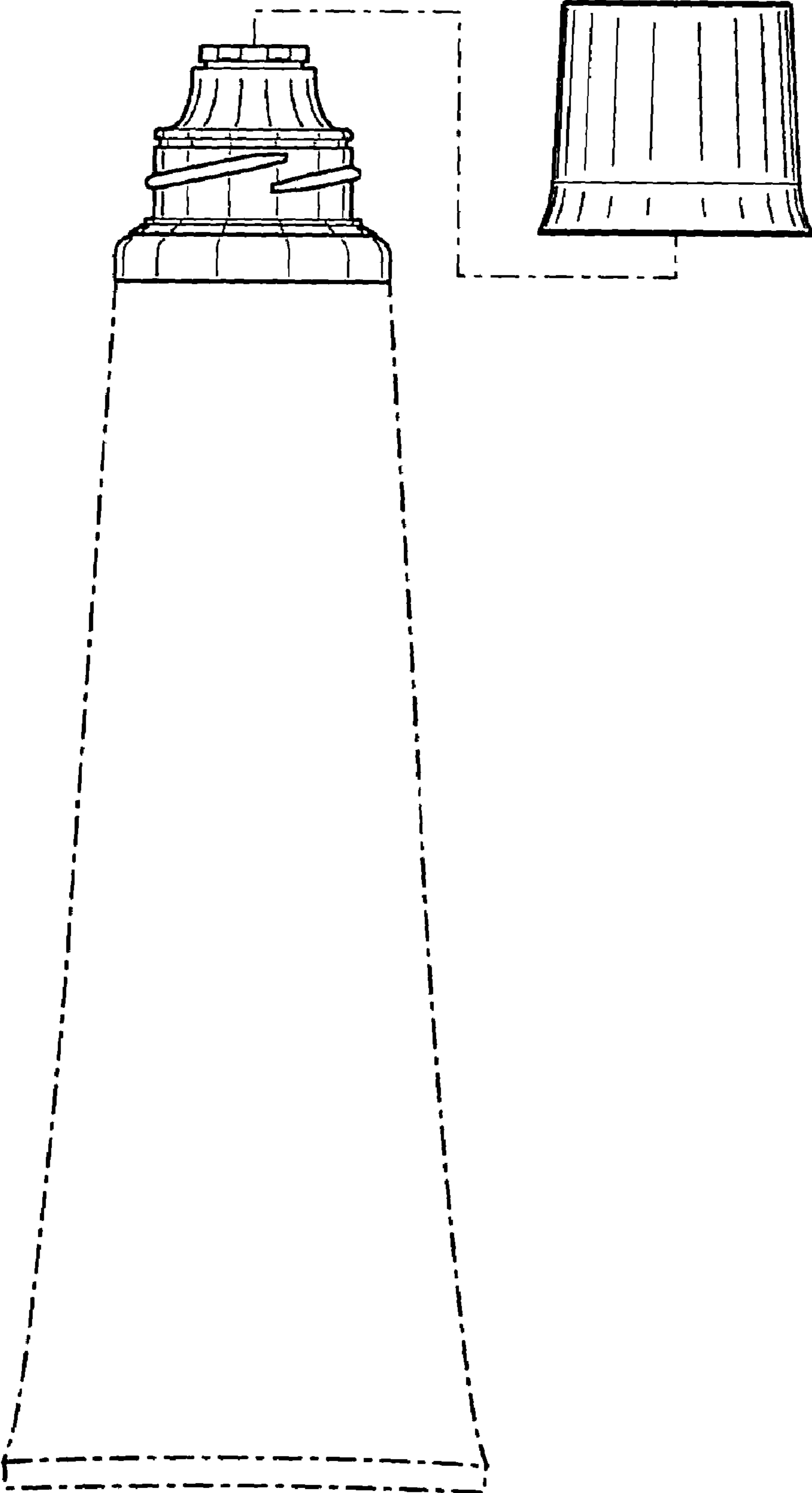


FIG. 5

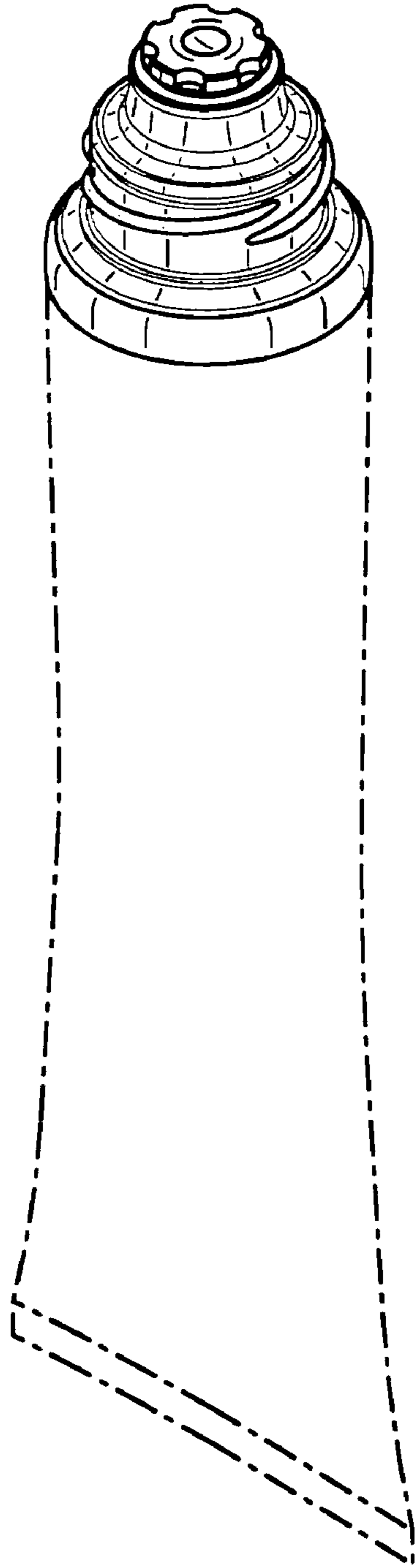


FIG. 7

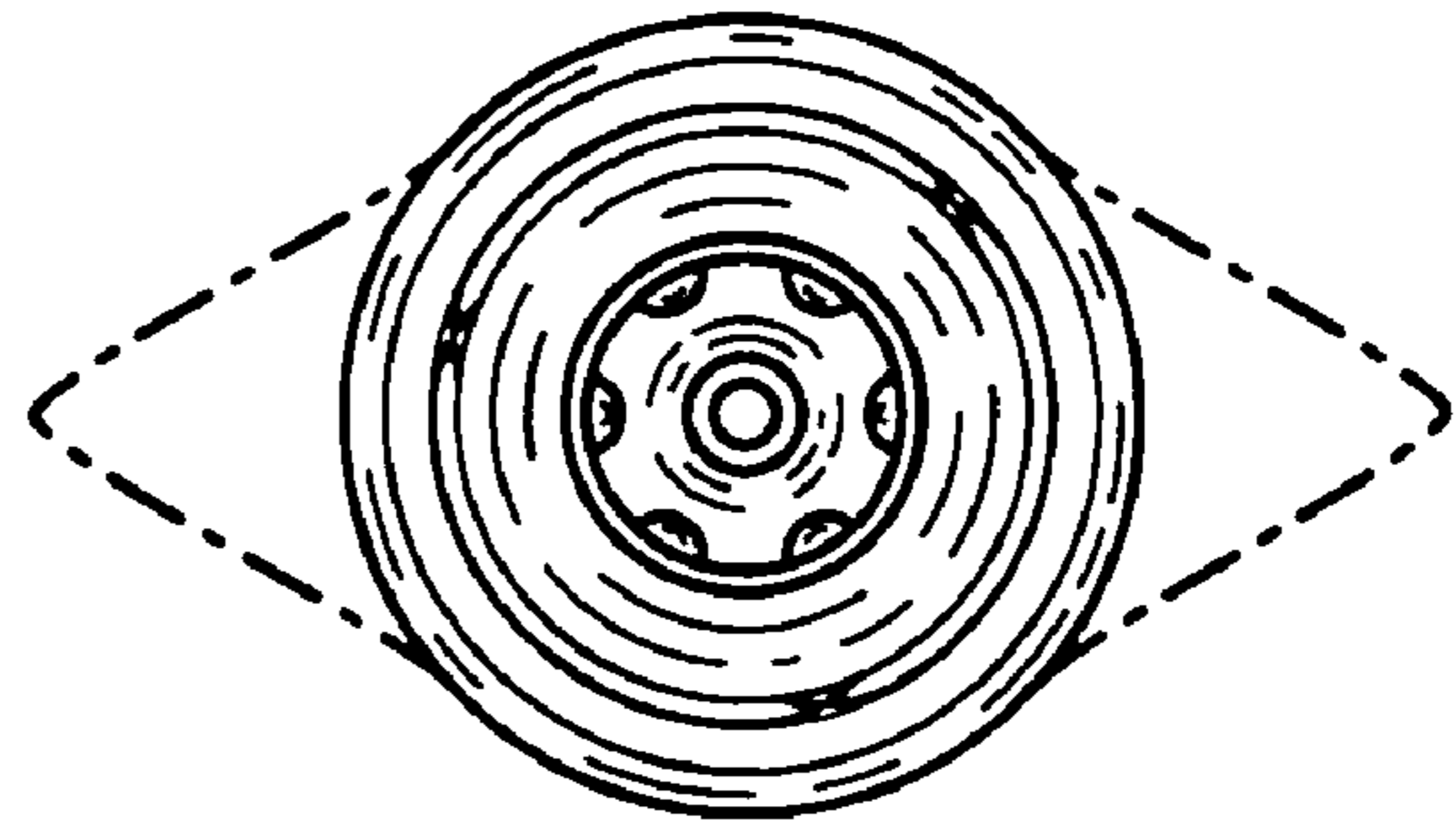


FIG. 6

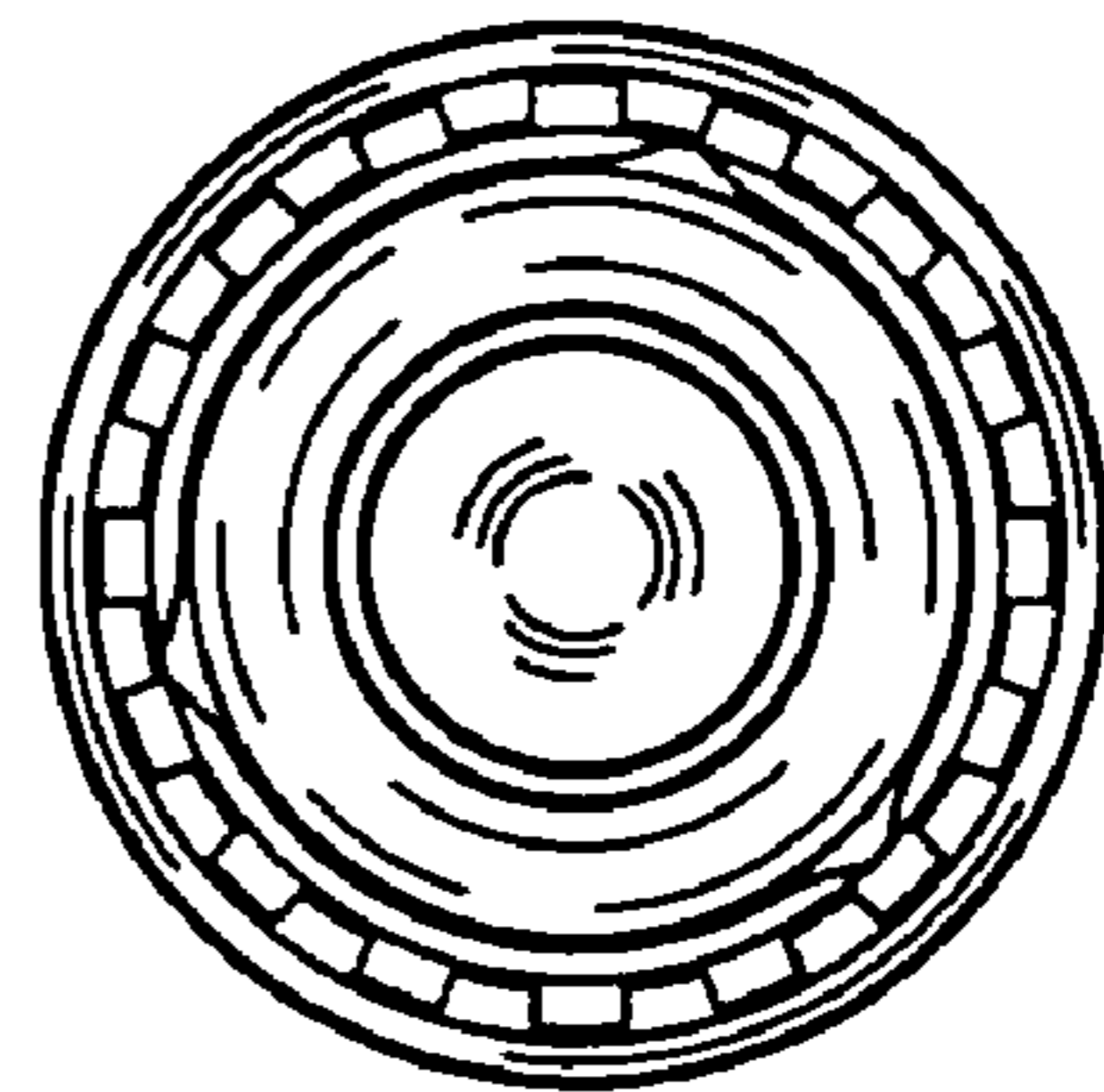


FIG. 8