



US00D615416S

(12) **United States Design Patent**
Lee et al.

(10) **Patent No.:** **US D615,416 S**
(45) **Date of Patent:** **** May 11, 2010**

(54) **BOTTLE**

(75) Inventors: **Jonathan Lee**, Milford, CT (US); **James E. McCay**, Fairfield, CT (US); **Anne E. Nixon**, Bridgeport, CT (US); **Michael Luyckx**, Grand Rapids, MI (US); **Douglas J. Medema**, Belding, MI (US)

(73) Assignee: **Bissell Homecare, Inc.**, Grand Rapids, MI (US)

(**) Term: **14 Years**

(21) Appl. No.: **29/334,110**

(22) Filed: **Mar. 20, 2009**

(51) **LOC (9) Cl.** **09-01**

(52) **U.S. Cl.** **D9/543; D9/560; D9/564; D9/575**

(58) **Field of Classification Search** D9/434, D9/435, 444, 445, 447, 449, 452-454, 516, D9/529-531, 535, 542, 543, 559, 560, 563-565, D9/567, 569-572, 575; 215/381-385; 220/660, 220/662, 669

See application file for complete search history.

(56) **References Cited**

U.S. PATENT DOCUMENTS

D208,110 S * 7/1967 Linn D9/531
D210,568 S * 3/1968 Vanderhyde D9/528
D215,084 S * 9/1969 Luedtke D9/543
D216,583 S * 2/1970 Coghill D9/528
D217,802 S * 6/1970 Douglas D9/543
D246,347 S * 11/1977 Britt D9/528

D265,059 S * 6/1982 White et al. D9/528
D280,602 S * 9/1985 Campbell et al. D9/528
D303,629 S * 9/1989 Olson et al. D9/528
D303,630 S * 9/1989 Beechuk et al. D9/528
D304,682 S * 11/1989 Di Gianni D9/531
D359,689 S * 6/1995 Beaver D9/528
D367,231 S * 2/1996 Millar et al. D9/531
D462,011 S * 8/2002 Walther et al. D9/528
D496,857 S * 10/2004 Sutter D9/528
D552,474 S 10/2007 Carr et al.
D568,750 S * 5/2008 Medema D9/528

* cited by examiner

Primary Examiner—Stella M Reid

Assistant Examiner—Keli L Hill

(74) *Attorney, Agent, or Firm*—McGarry Bair PC

(57) **CLAIM**

The ornamental design for a bottle, as shown and described.

DESCRIPTION

FIG. 1 is a front right side perspective view of a bottle, showing our new design;

FIG. 2 is a front view thereof;

FIG. 3 is a rear view thereof;

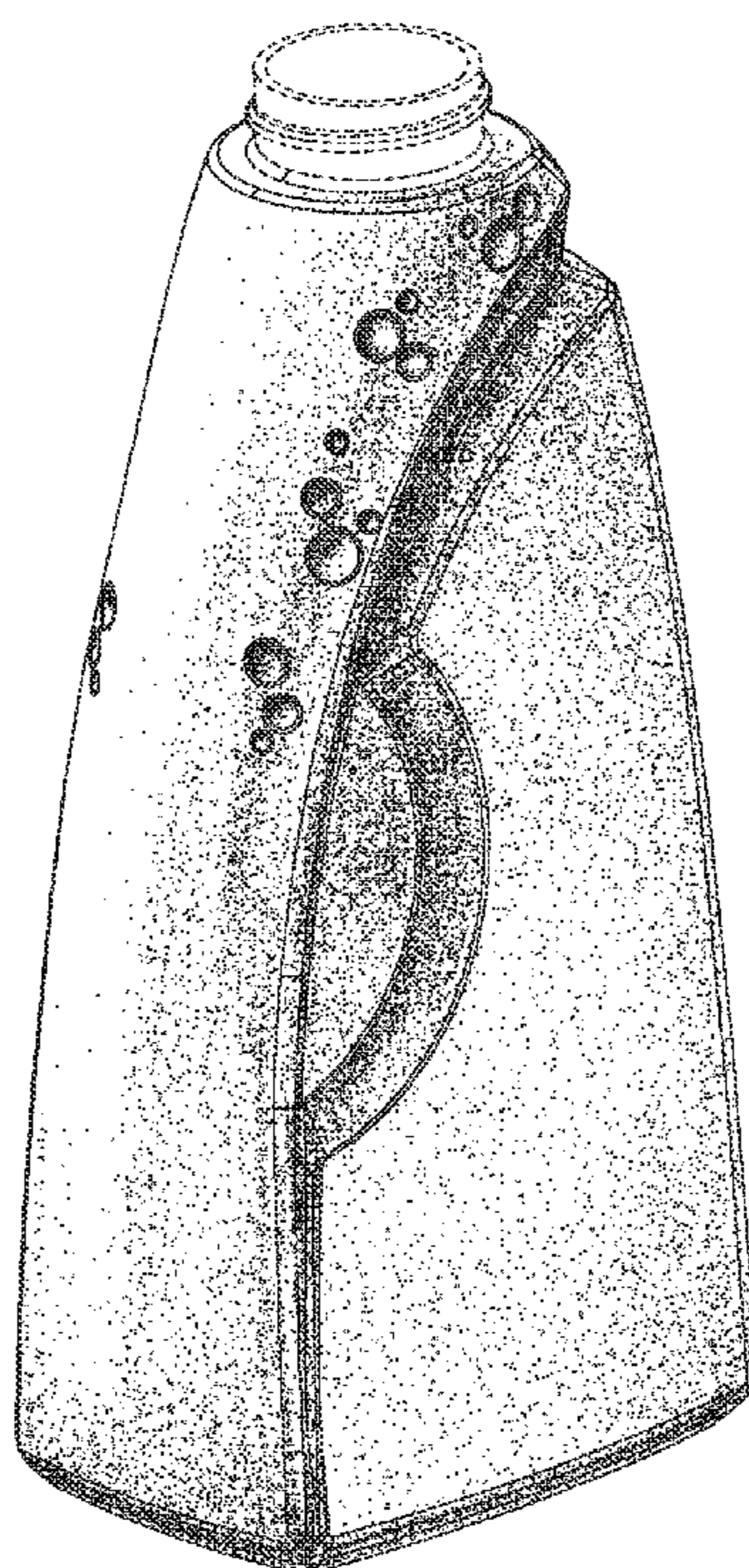
FIG. 4 is a right side view, the left side view being a mirror image thereof;

FIG. 5 is a top plan view thereof; and,

FIG. 6 is a bottom view thereof.

The material in dotted lines forms no part of our design.

1 Claim, 4 Drawing Sheets



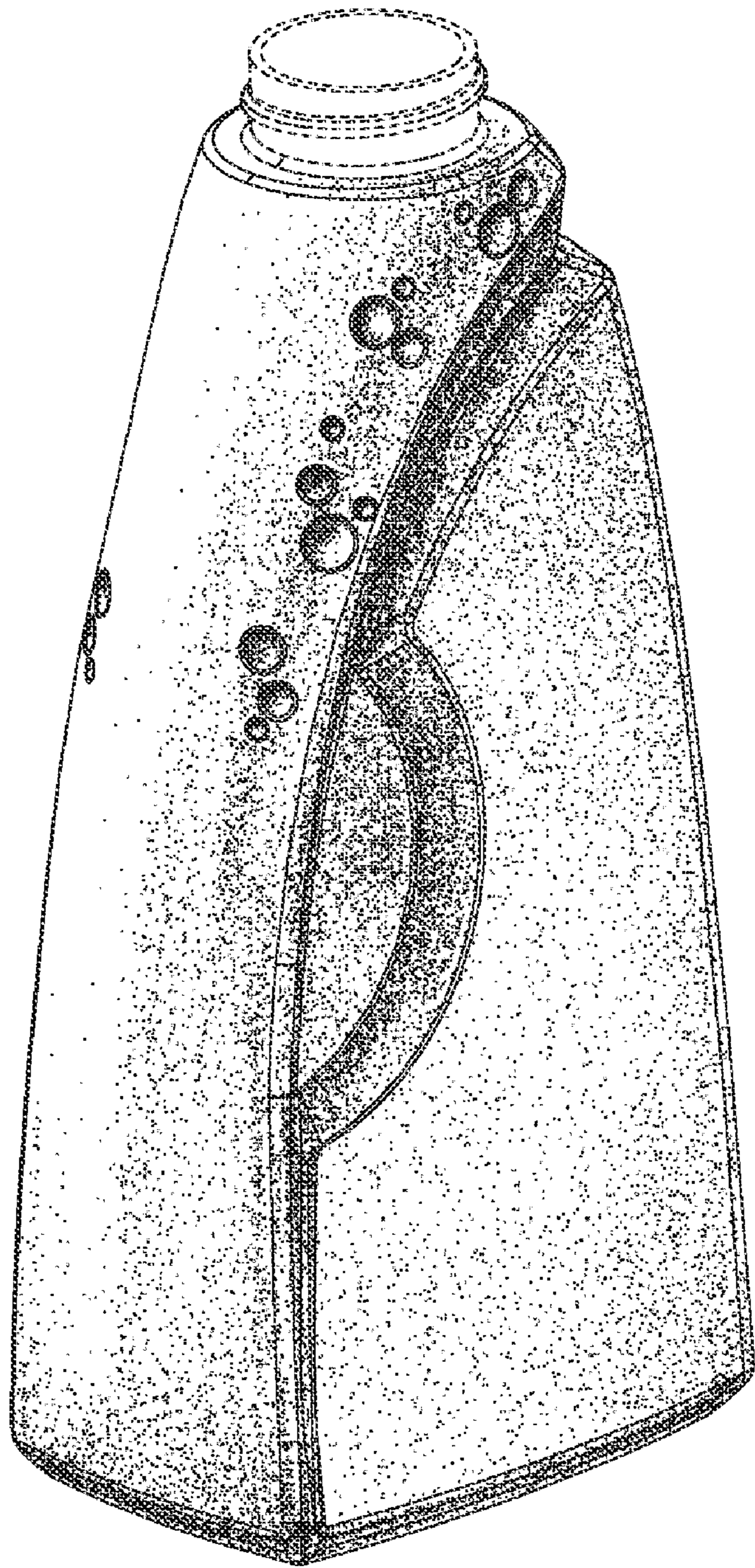


Fig. 1

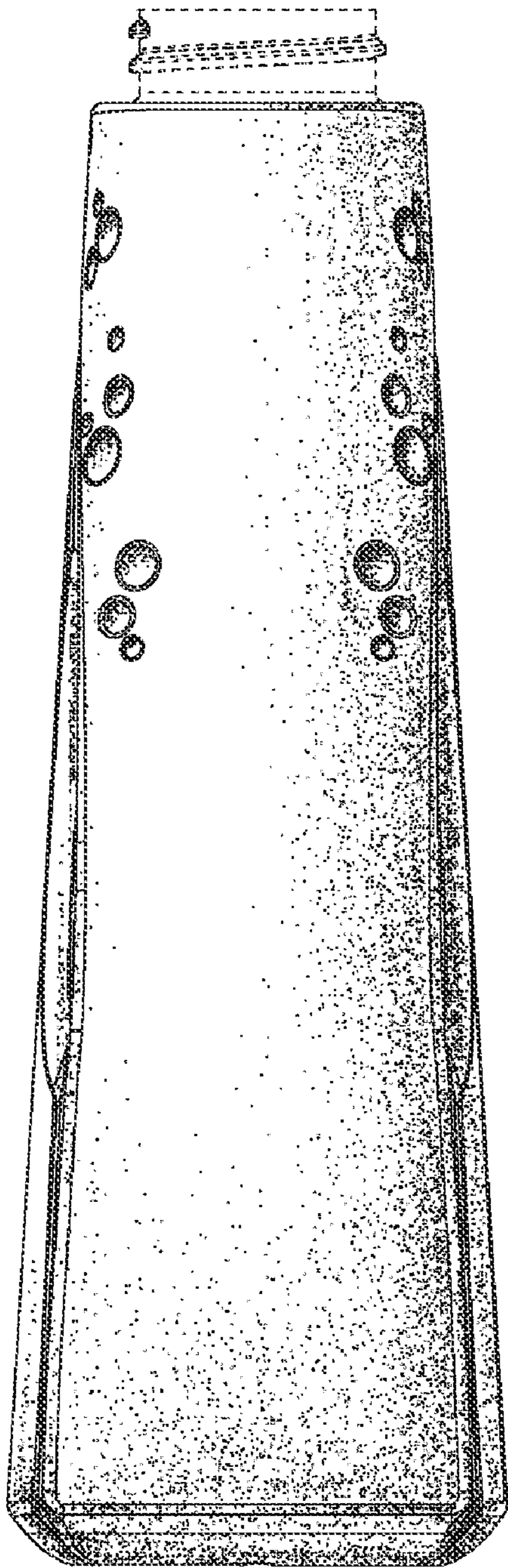


Fig. 2

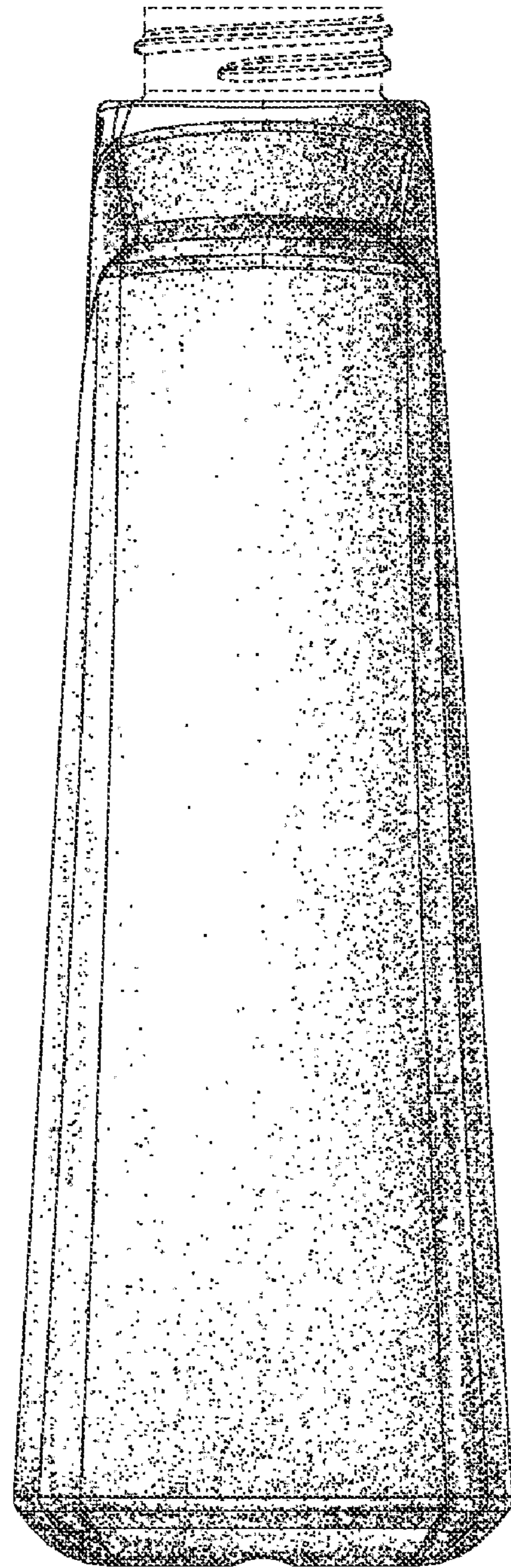


Fig. 3

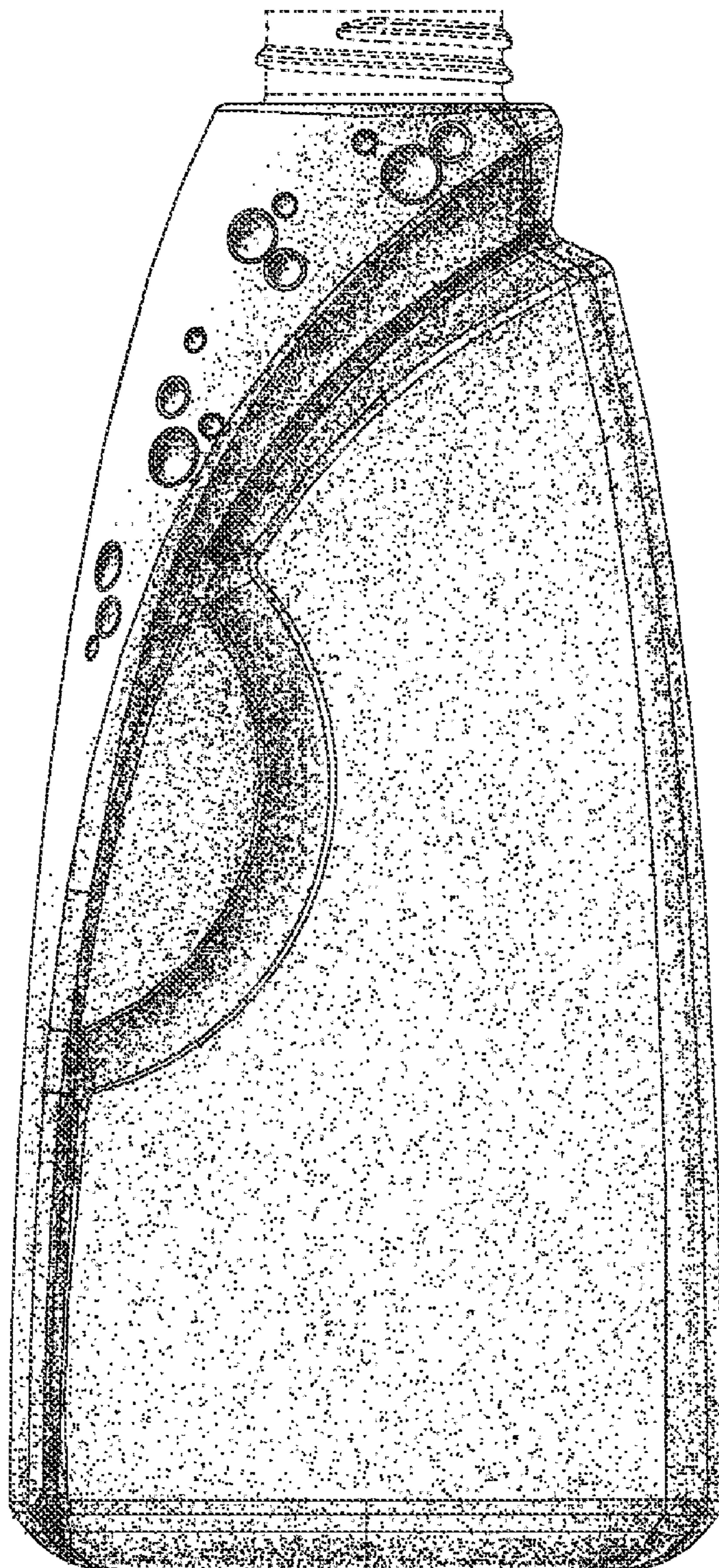


Fig. 4

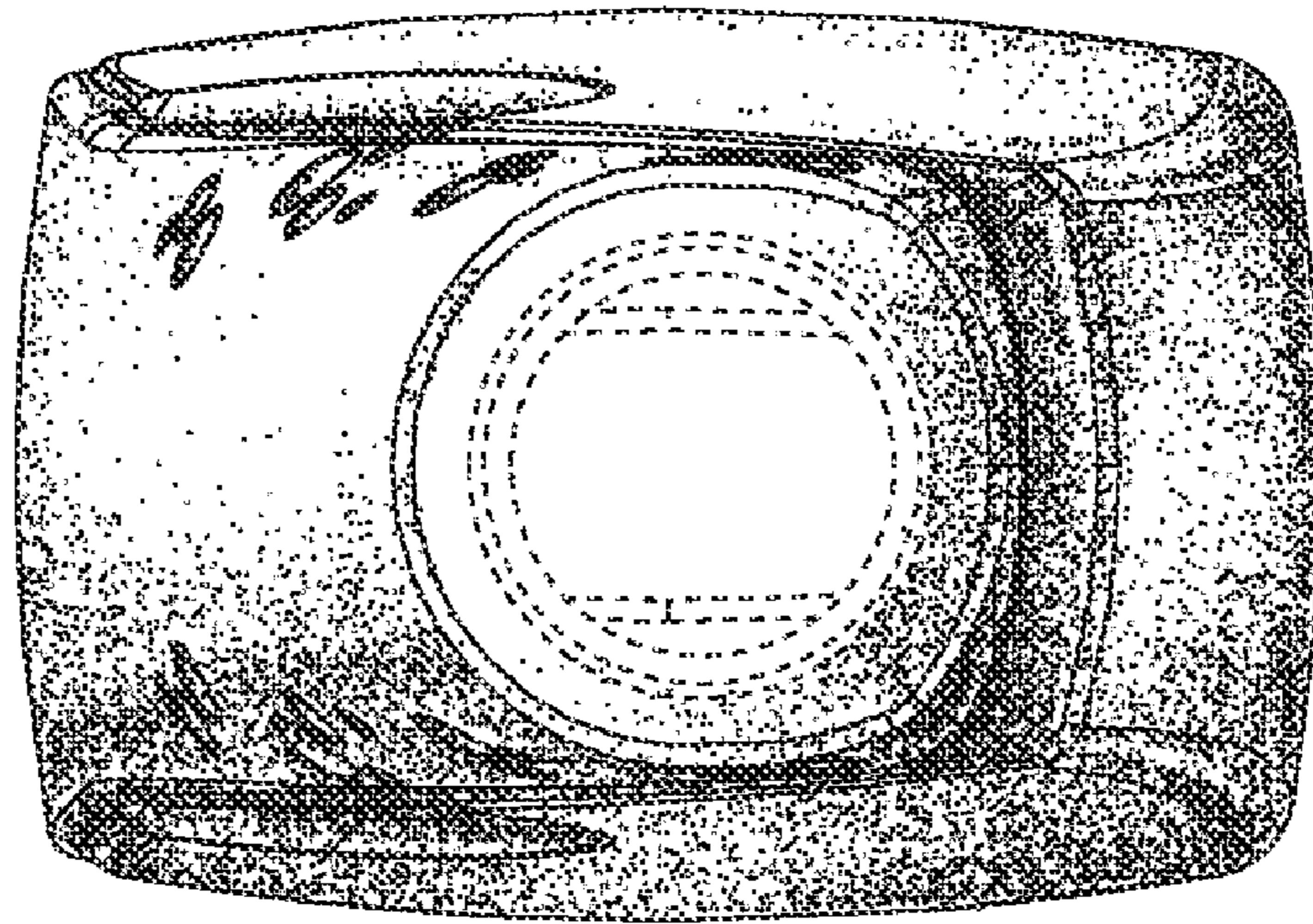


Fig. 5

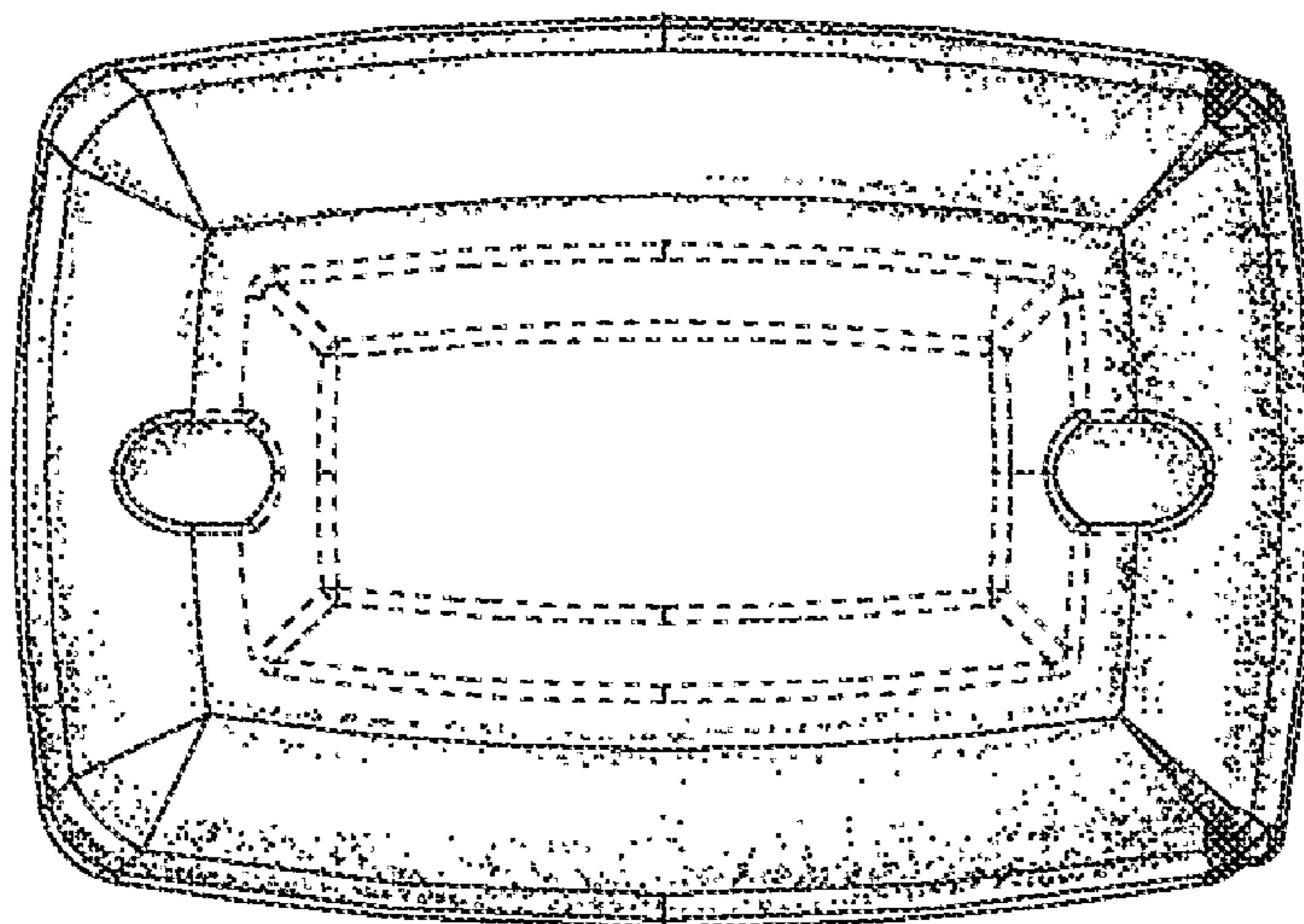


Fig. 6