



US00D615415S

(12) **United States Design Patent**
Holmes et al.

(10) **Patent No.:** **US D615,415 S**

(45) **Date of Patent:** **** May 11, 2010**

(54) **BOTTLE**

(75) Inventors: **Edward J. Holmes**, Kings Park, NY (US); **Christopher Michael Howell**, Westerville, OH (US); **Chad Lavigne**, Hastings on Hudson, NY (US); **Philip J. Silverstein**, Mamaroneck, NY (US)

(73) Assignee: **Bath & Body Works Brand Management, Inc.**, Reynoldsburg, OH (US)

(**) Term: **14 Years**

(21) Appl. No.: **29/324,062**

(22) Filed: **Sep. 5, 2008**

(51) **LOC (9) Cl.** **09-01**

(52) **U.S. Cl.** **D9/541; D9/542; D9/556**

(58) **Field of Classification Search** D9/600,
D9/686, 688, 689, 516, 530, 538, 541-542,
D9/549, 556, 558; 215/382-384

See application file for complete search history.

(56) **References Cited**

U.S. PATENT DOCUMENTS

D93,949 S *	11/1934	Steelman	D9/556
D94,101 S *	12/1934	Spence	D9/556
D100,230 S *	6/1936	Steelman	D9/545
D109,513 S *	5/1938	Fulcher	D9/569
D112,385 S *	11/1938	Soubier	D9/522
D124,920 S *	1/1941	Heuisler, Jr.	D9/556
D145,758 S *	10/1946	Snyder, Jr.	D9/560
D146,351 S *	2/1947	Dunnlock	D9/556
D156,219 S *	11/1949	Deskey	D9/542
D256,774 S	9/1980	Bedin		
D278,683 S *	5/1985	Biesecker	D9/556
D307,710 S *	5/1990	Mittleman	D9/667
D362,807 S *	10/1995	Bech	D9/543
D363,028 S	10/1995	Mansau		
D367,011 S *	2/1996	Lilly et al.	D9/550

D368,859 S *	4/1996	LoPreto	D9/542
D408,740 S *	4/1999	Jones et al.	D9/542
D409,092 S	5/1999	Beasley		
D416,199 S	11/1999	Alguire et al.		
D422,506 S	4/2000	Cummings		
D439,516 S	3/2001	Bakic		
6,264,053 B1 *	7/2001	Slat	215/384
D467,807 S	12/2002	Bakic		
D493,720 S	8/2004	Bakic		
D506,390 S	6/2005	Bakic		
D527,644 S	9/2006	Bakic		
D554,520 S	11/2007	Kunesh et al.		
D555,004 S	11/2007	Nukuto et al.		
D565,960 S *	4/2008	Hadtke	D9/541
D585,752 S *	2/2009	Shami	D9/530
D601,430 S *	10/2009	Fischer	D9/558

* cited by examiner

Primary Examiner—Carol Rademaker

(74) *Attorney, Agent, or Firm*—Colucci & Umans Notaro & Michalos P.C.

(57) **CLAIM**

The ornamental design for a bottle, as shown and described.

DESCRIPTION

FIG. 1 is a top, front, left side perspective view of a bottle showing our new design;

FIG. 2 is a front elevational view thereof;

FIG. 3 is a rear elevational view thereof;

FIG. 4 is a right side elevational view thereof;

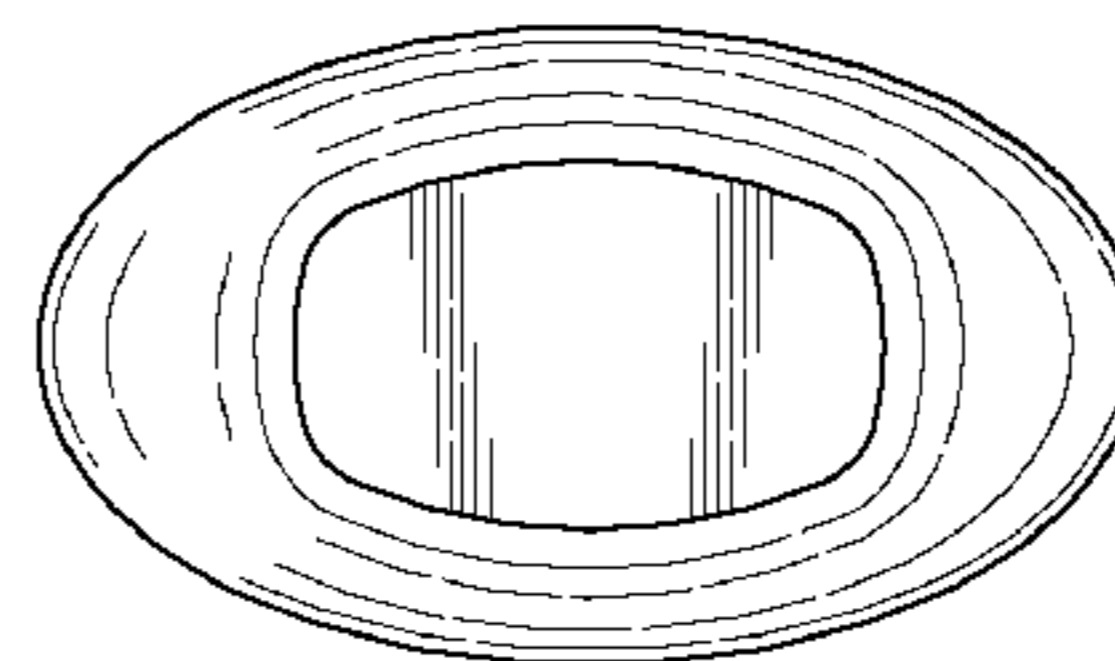
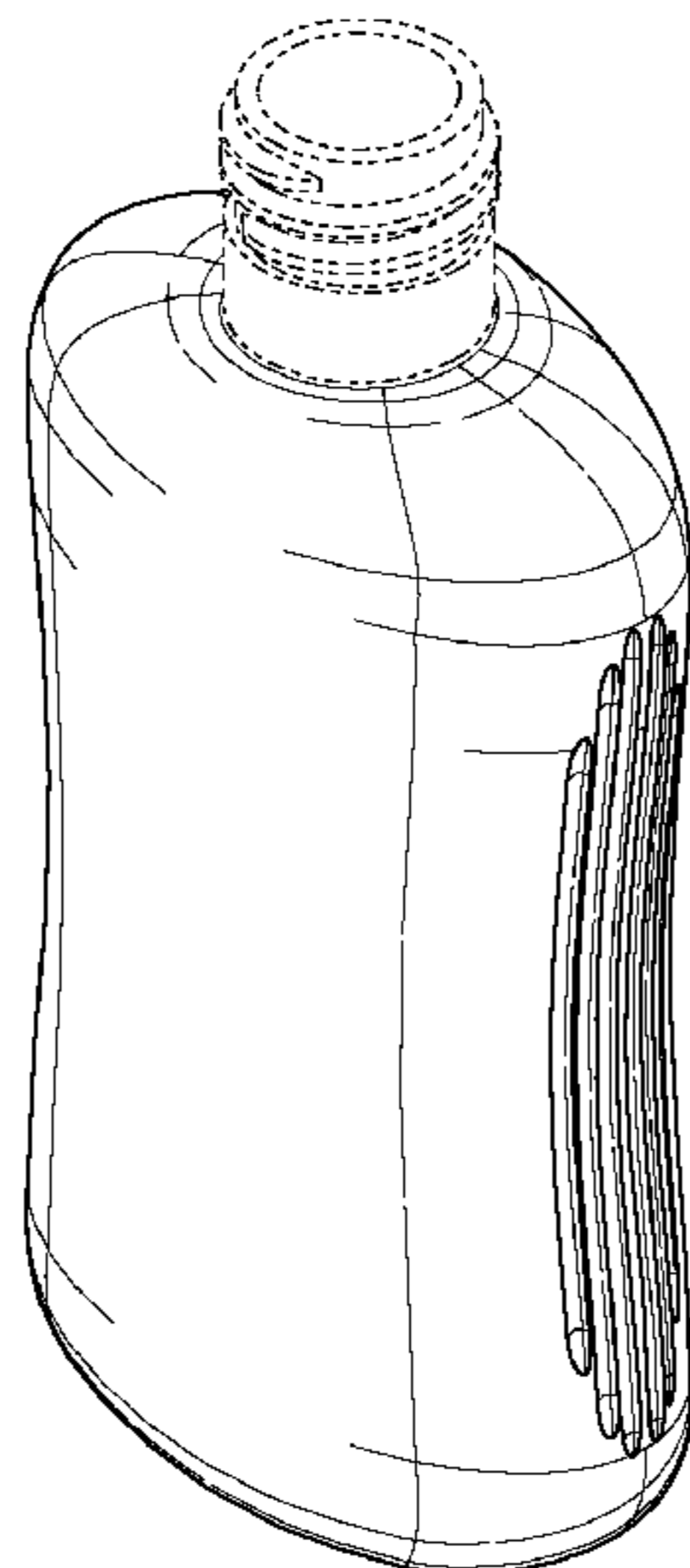
FIG. 5 is a left side elevational view thereof;

FIG. 6 is a top plan view thereof; and,

FIG. 7 is a bottom plan view thereof.

The broken lines shown in the drawing views are included for the purpose of showing environmental structure that forms no part of the claimed design.

1 Claim, 6 Drawing Sheets



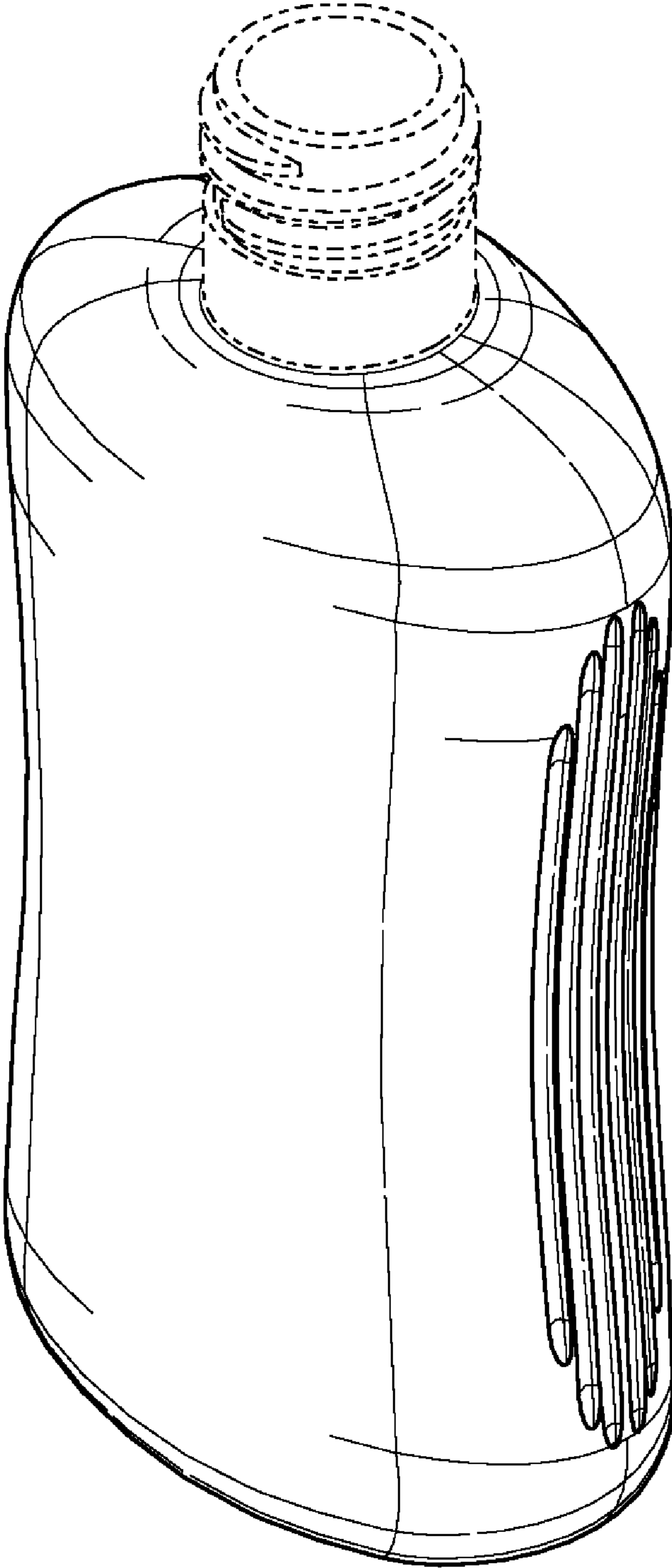


FIG. 1

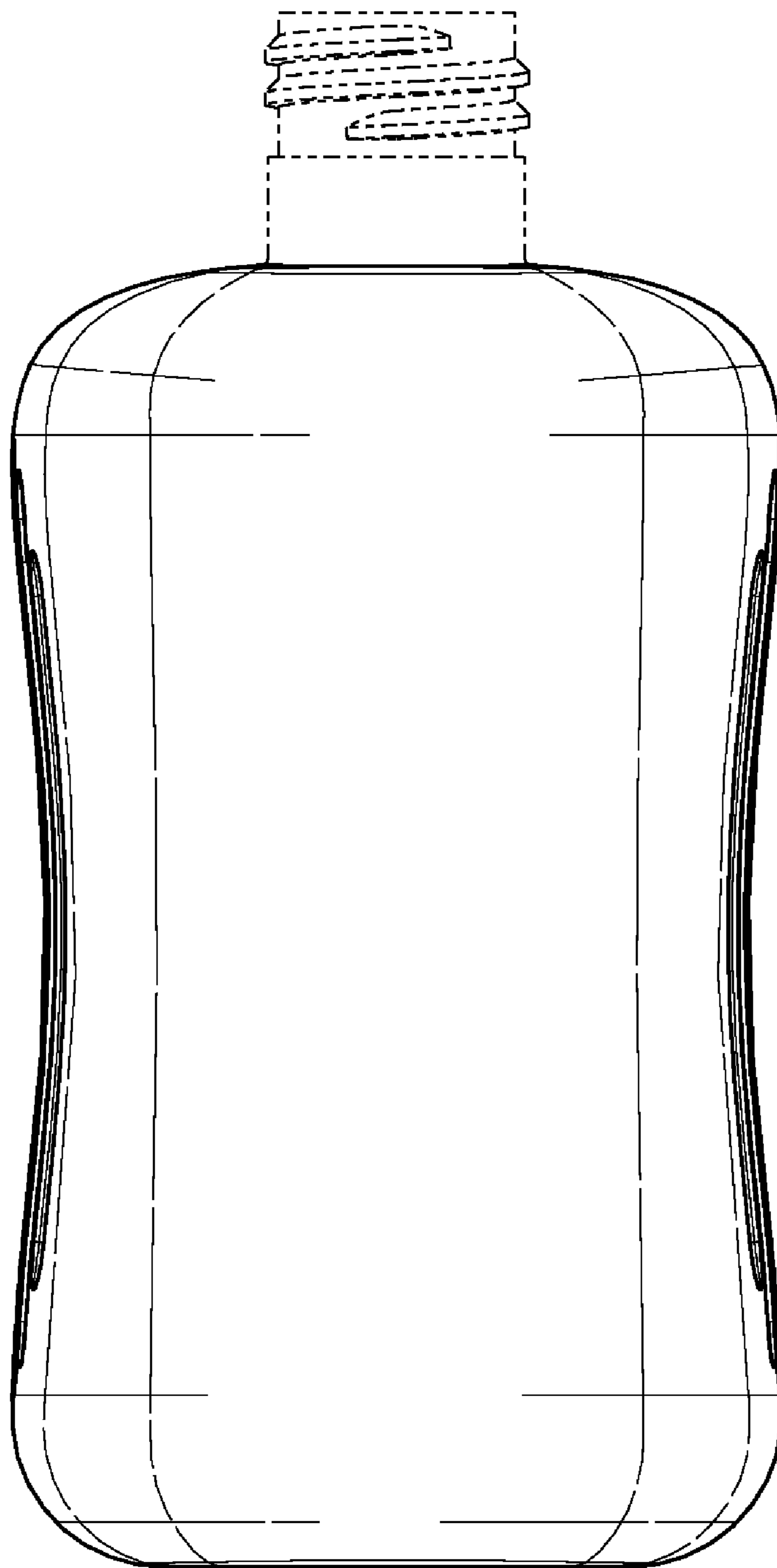


FIG. 2

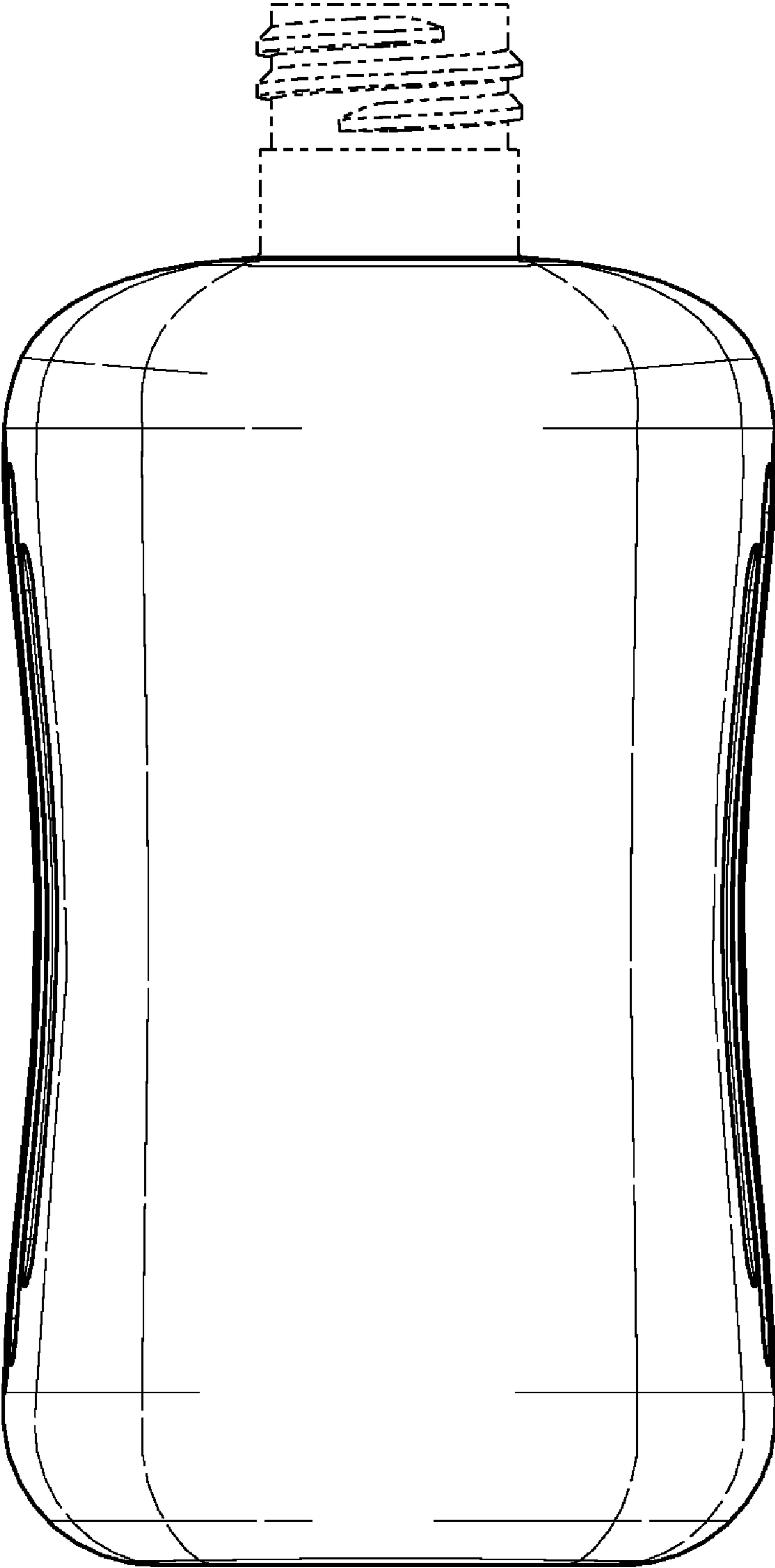


FIG. 3

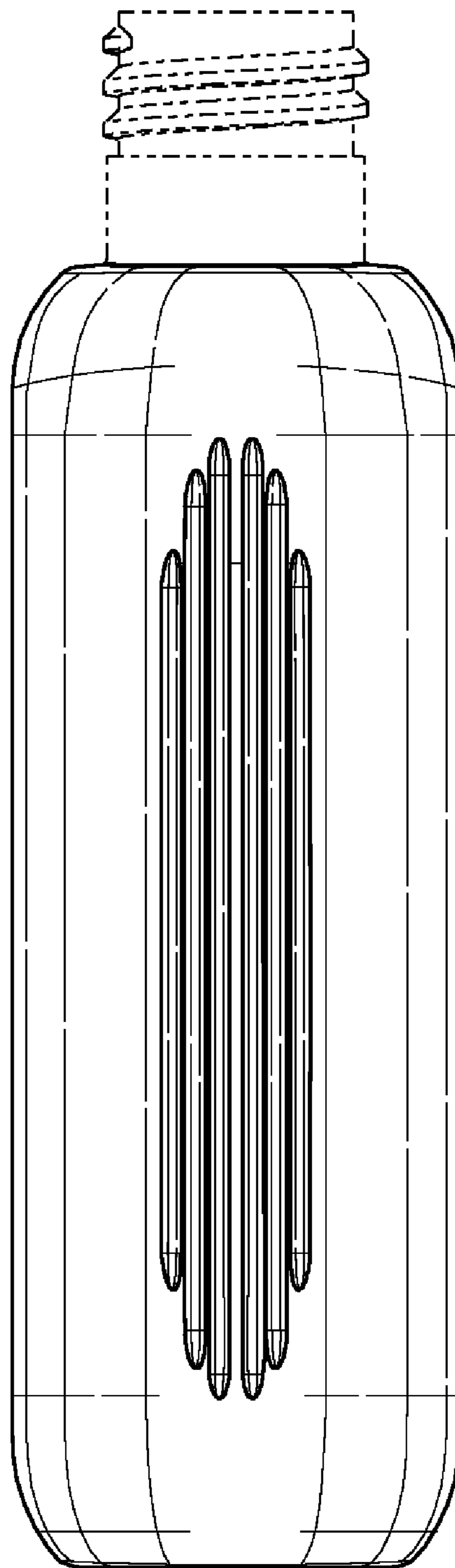


FIG. 4

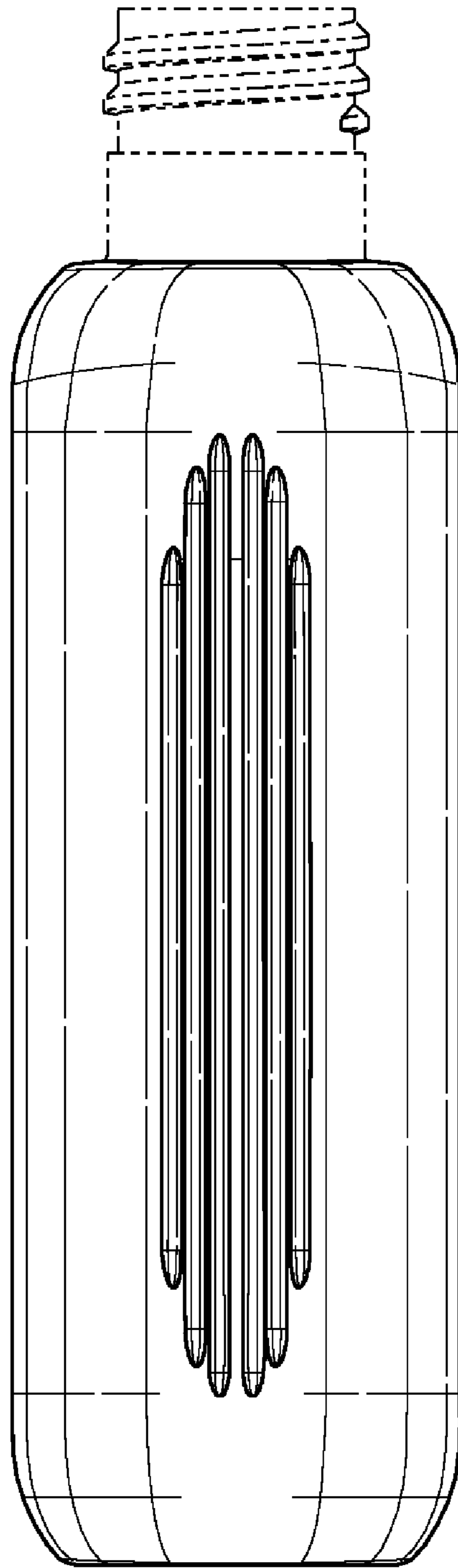


FIG. 5

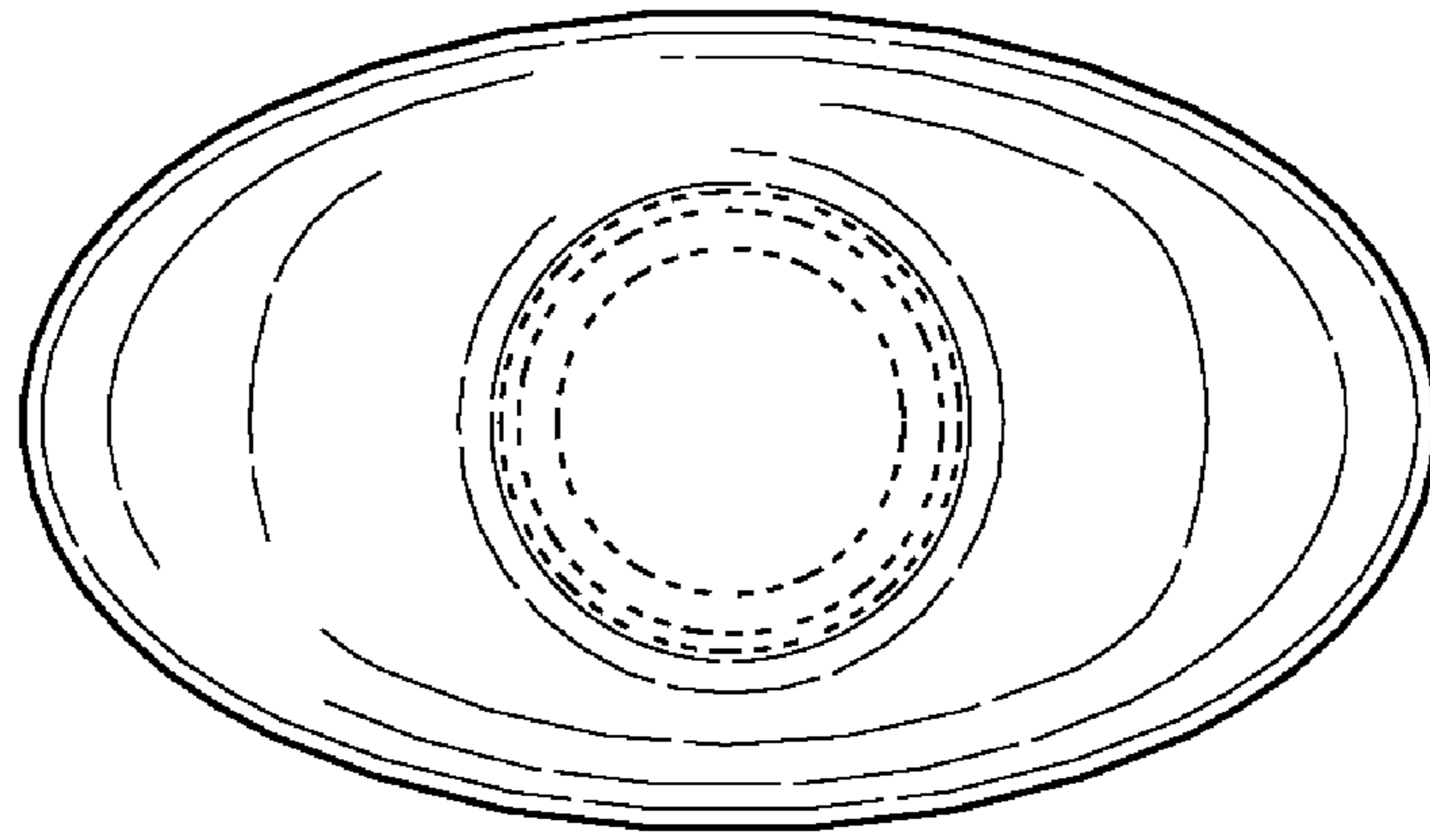


FIG. 6

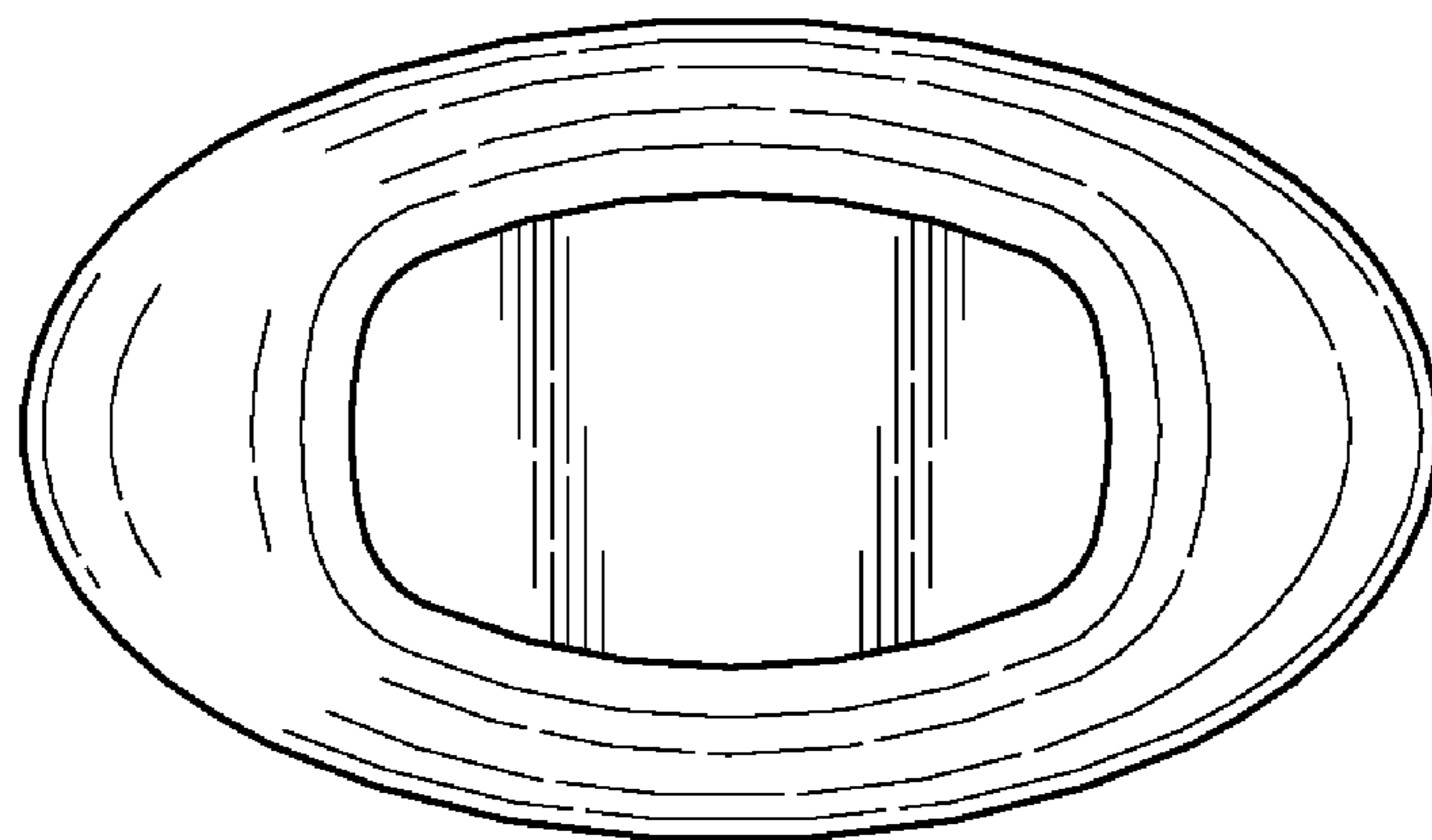


FIG. 7