



US00D615409S

(12) **United States Design Patent**
Tiram

(10) **Patent No.:** **US D615,409 S**
(45) **Date of Patent:** **** May 11, 2010**

(54) **DISPENSING CONTAINER**

(76) Inventor: **Aaron Tiram**, 5119 W. Northshore,
Lincolnwood, IL (US) 60712

(**) Term: **14 Years**

(21) Appl. No.: **29/315,978**

(22) Filed: **Aug. 12, 2009**

(51) **LOC (9) Cl.** **09-01**

(52) **U.S. Cl.** **D9/521; D9/520**

(58) **Field of Classification Search** D9/624,
D9/683, 516, 520-521, 695-699; 215/382-384;
222/215

See application file for complete search history.

(56) **References Cited**

U.S. PATENT DOCUMENTS

D181,631	S	*	12/1957	de Kolb	D9/521
D184,020	S	*	12/1958	Lerner	D9/683
D184,021	S	*	12/1958	Lerner	D9/683
D207,924	S	*	6/1967	Revillon	D9/521 X
3,395,836	A	*	8/1968	Stahmer	222/215
D216,616	S	*	2/1970	Lawton	D9/520 X
D219,204	S	*	11/1970	Weiner	D9/522
D246,155	S	*	10/1977	Hoyt	D9/683
D253,871	S	*	1/1980	Hartung	D9/520
D311,259	S	*	10/1990	Smith	D28/67
D321,828	S	*	11/1991	During	D9/520
D344,888	S	*	3/1994	Linner	D9/699
D375,685	S	*	11/1996	Kang et al.	D9/520
D401,849	S	*	12/1998	Bernard	D9/521 X

D430,492	S	*	9/2000	Dallas, Jr.	D9/520
D436,029	S	*	1/2001	Jones et al.	D9/699
6,170,712	B1	*	1/2001	Kasboske	222/215
D470,270	S	*	2/2003	Tashjian et al.	D28/7
D474,073	S	*	5/2003	Rorke et al.	D7/523
D492,603	S	*	7/2004	Rashid	D9/521
D531,047	S	*	10/2006	Hiolin et al.	D9/521 X
D584,051	S	*	1/2009	Patascher	D3/271.3

* cited by examiner

Primary Examiner—Carol Rademaker

(74) *Attorney, Agent, or Firm*—Wood, Phillips, Katz, Clark & Mortimer

(57) **CLAIM**

The ornamental design for a dispensing container, substantially as shown and described.

DESCRIPTION

FIG. 1 is a top, front, and right side perspective view of a dispensing container showing my new design;

FIG. 2 is a front elevational view thereof, the rear elevational view being identical;

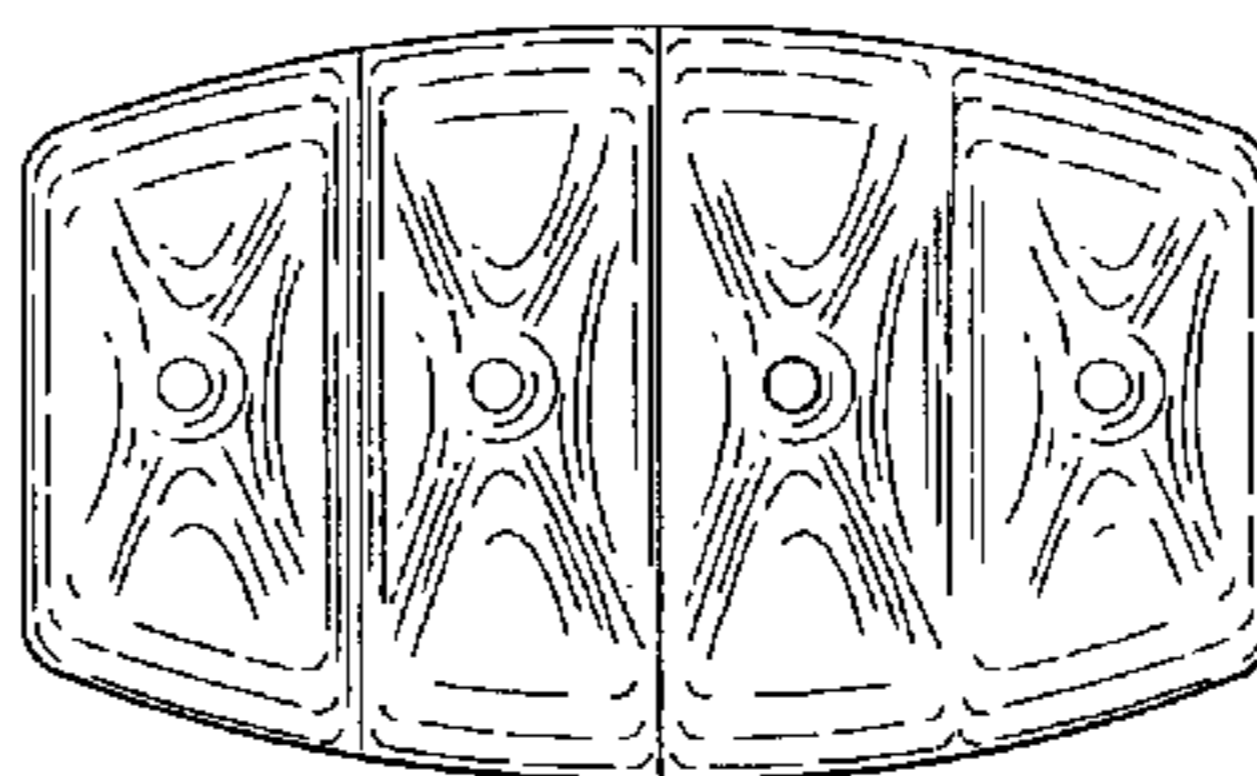
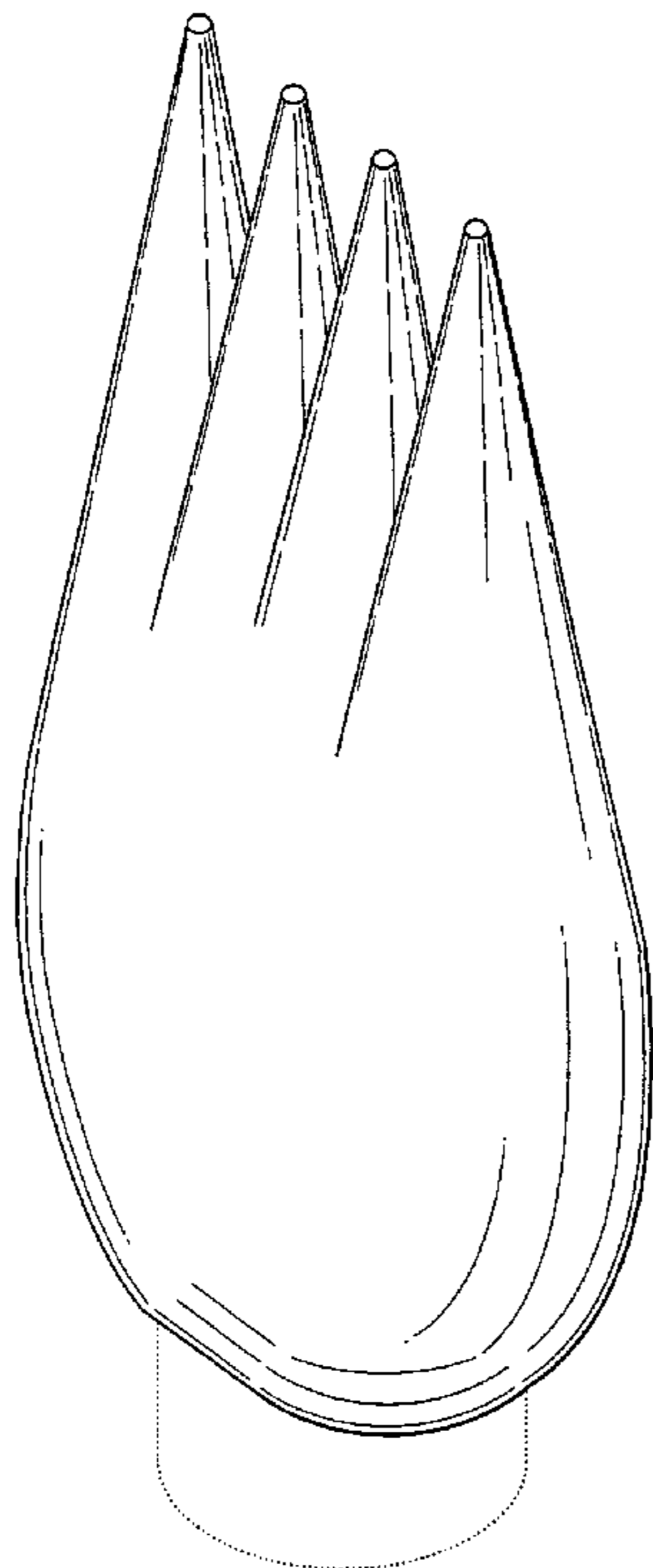
FIG. 3 is a right side elevational view thereof, the left side elevational view being identical;

FIG. 4 is a top plan view thereof; and,

FIG. 5 is a bottom plan view thereof.

The broken line showing of a cap in the drawing views is included for the purpose of showing environmental structure that forms no part of the claimed design.

1 Claim, 3 Drawing Sheets



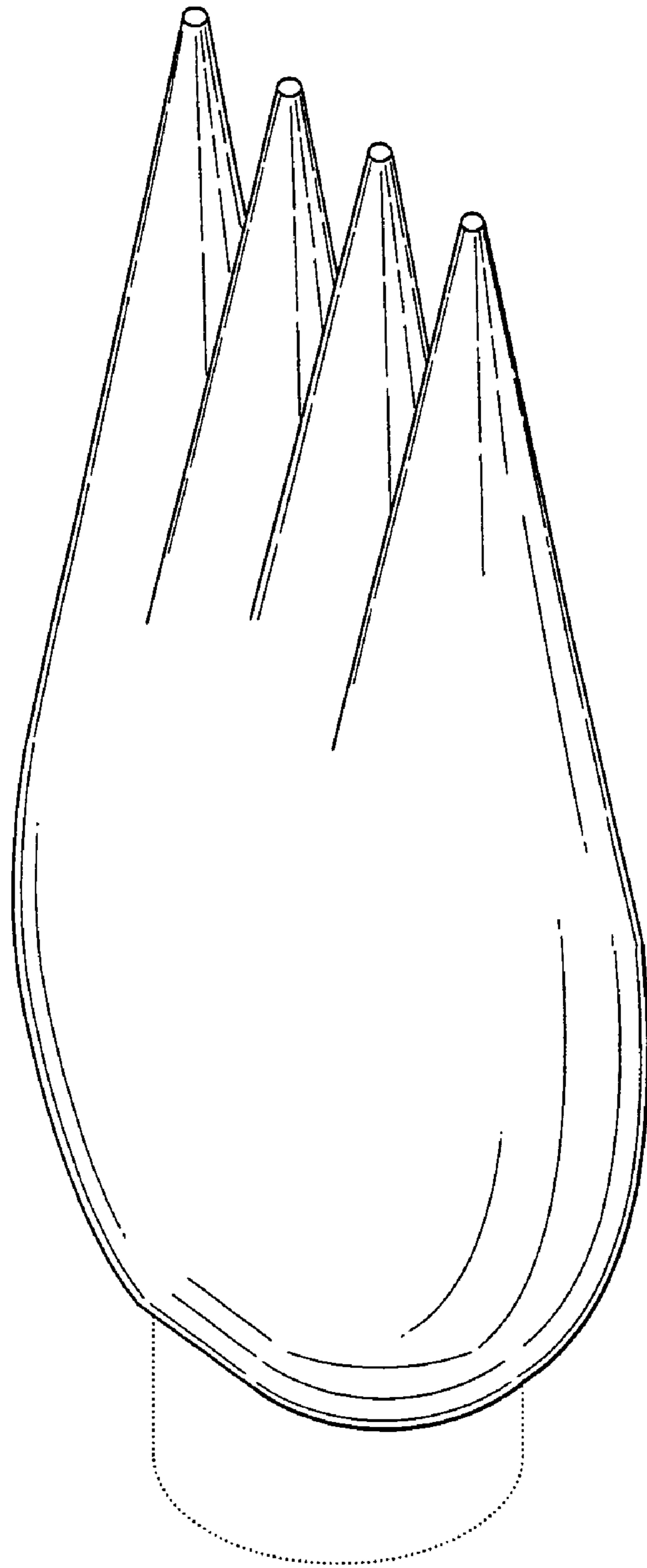


Fig. 1

Fig. 3

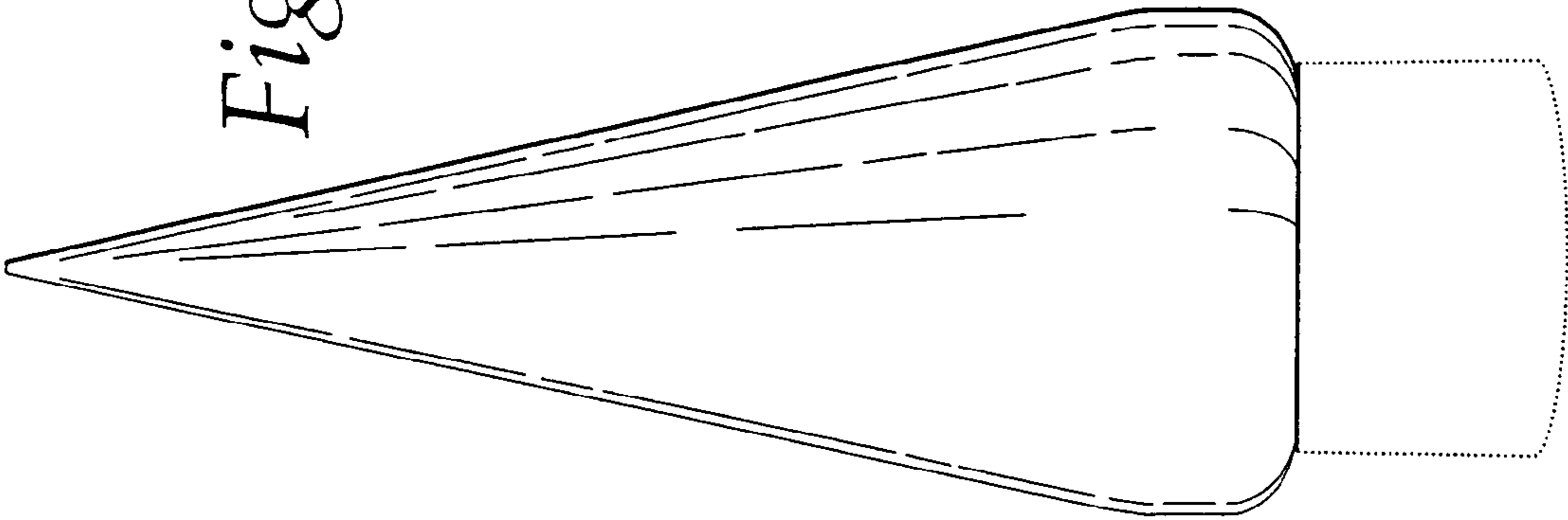
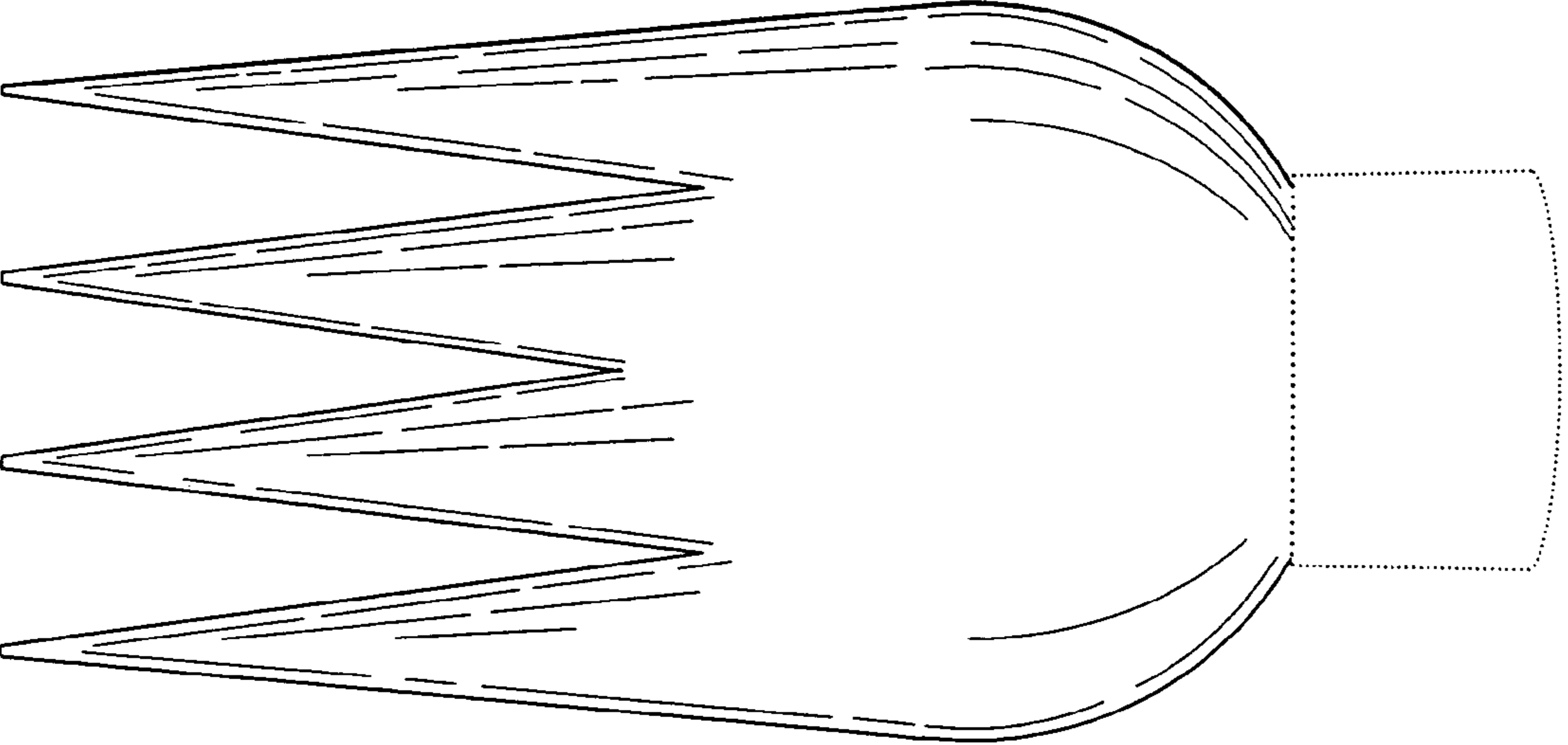


Fig. 2



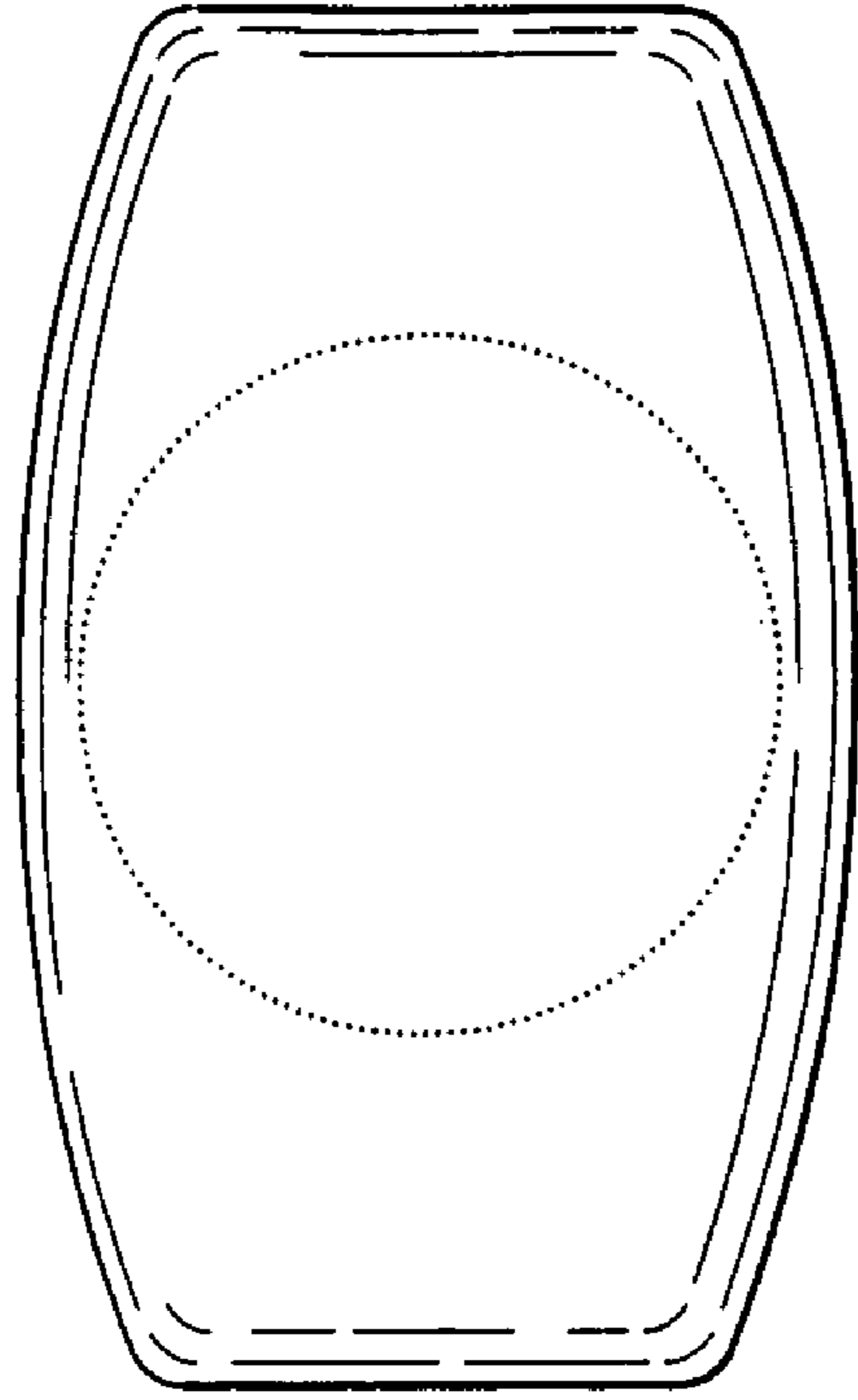


Fig. 5

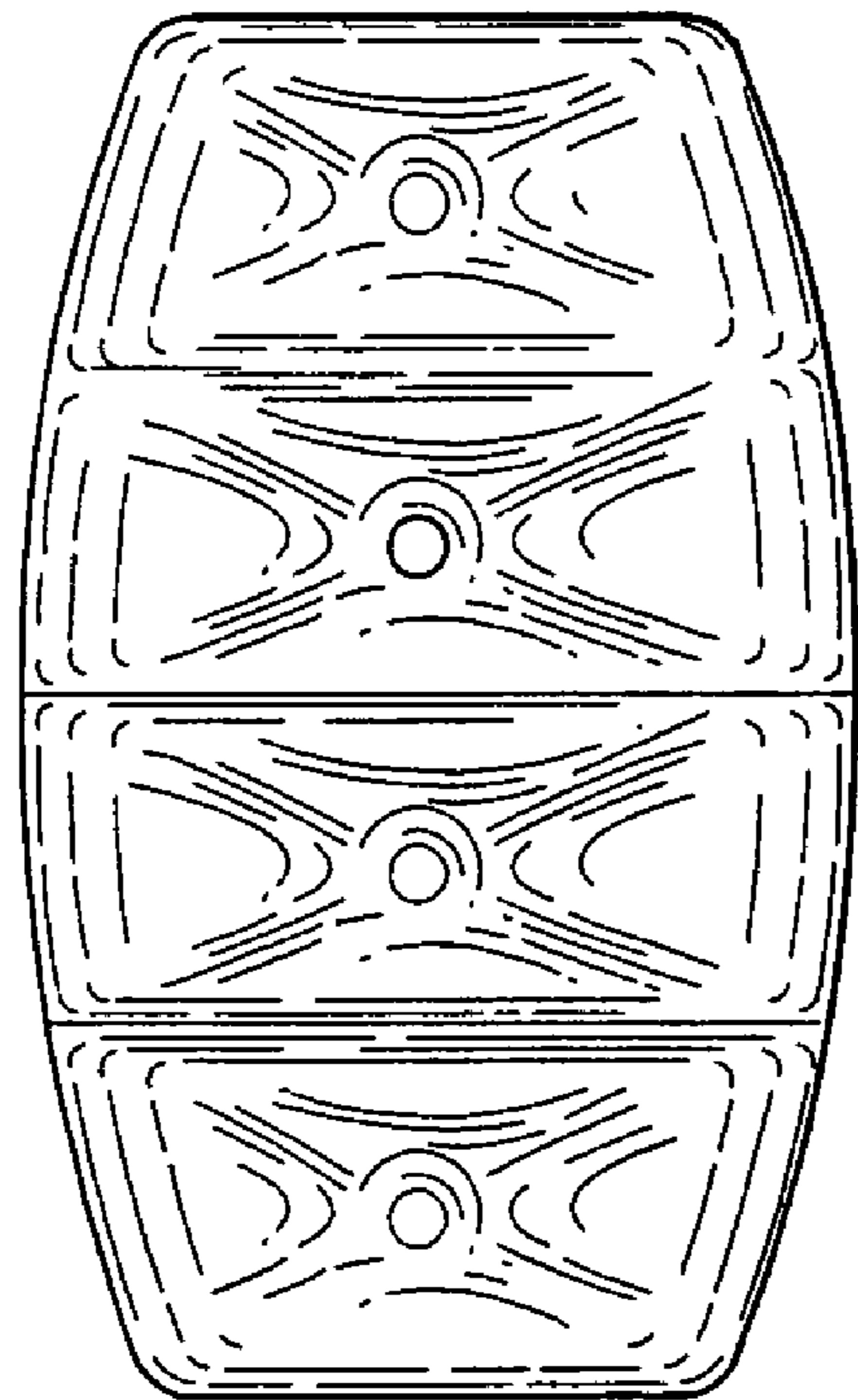


Fig. 4