



US00D615406S

(12) **United States Design Patent**
Leventhal et al.

(10) **Patent No.:** **US D615,406 S**

(45) **Date of Patent:** **** May 11, 2010**

(54) **DISPENSER**

D585,761 S * 2/2009 Oates D9/686

(75) Inventors: **James M. Leventhal**, Boston, MA (US);
Jordan Nollman, Cambridge, MA (US)

* cited by examiner

(73) Assignee: **Clio Designs Incorporated**, Watertown,
MA (US)

Primary Examiner—Ian Simmons

Assistant Examiner—Dana L Sipos

(74) *Attorney, Agent, or Firm*—Mintz Levin Cohn Ferris
Glovsky and Popeo, P.C.

(**) Term: **14 Years**

(57) **CLAIM**

(21) Appl. No.: **29/331,172**

The ornamental design for a dispenser, as shown and
described.

(22) Filed: **Jan. 21, 2009**

(51) **LOC (9) Cl.** **09-01**

(52) **U.S. Cl.** **D9/503; D9/443**

(58) **Field of Classification Search** D9/500,
D9/502–504, 516, 529, 549, 434–435, 443–445,
D9/454; D7/510–511; 215/379, 381–382;
220/660, 669–673, 675

See application file for complete search history.

DESCRIPTION

FIG. 1 is a top, front, left side perspective view of a dispenser
showing our new design;

FIG. 2 is a front elevation view thereof;

FIG. 3 is a left side elevation view thereof;

FIG. 4 is a right side elevation view thereof;

FIG. 5 is a rear elevation view thereof;

FIG. 6 is a top plan view thereof, shown at an enlarged scale;
and,


FIG. 7 is a top, rear, left side perspective view of FIG. 1.

(56) **References Cited**

U.S. PATENT DOCUMENTS

3,356,244 A * 12/1967 Witchell 215/49
4,569,456 A * 2/1986 Weiler et al. 215/251
D351,793 S * 10/1994 Stoller D9/443
5,941,404 A * 8/1999 Charrette 215/305

1 Claim, 7 Drawing Sheets






FIG. 1




FIG. 2




FIG. 3




FIG. 4




FIG. 5

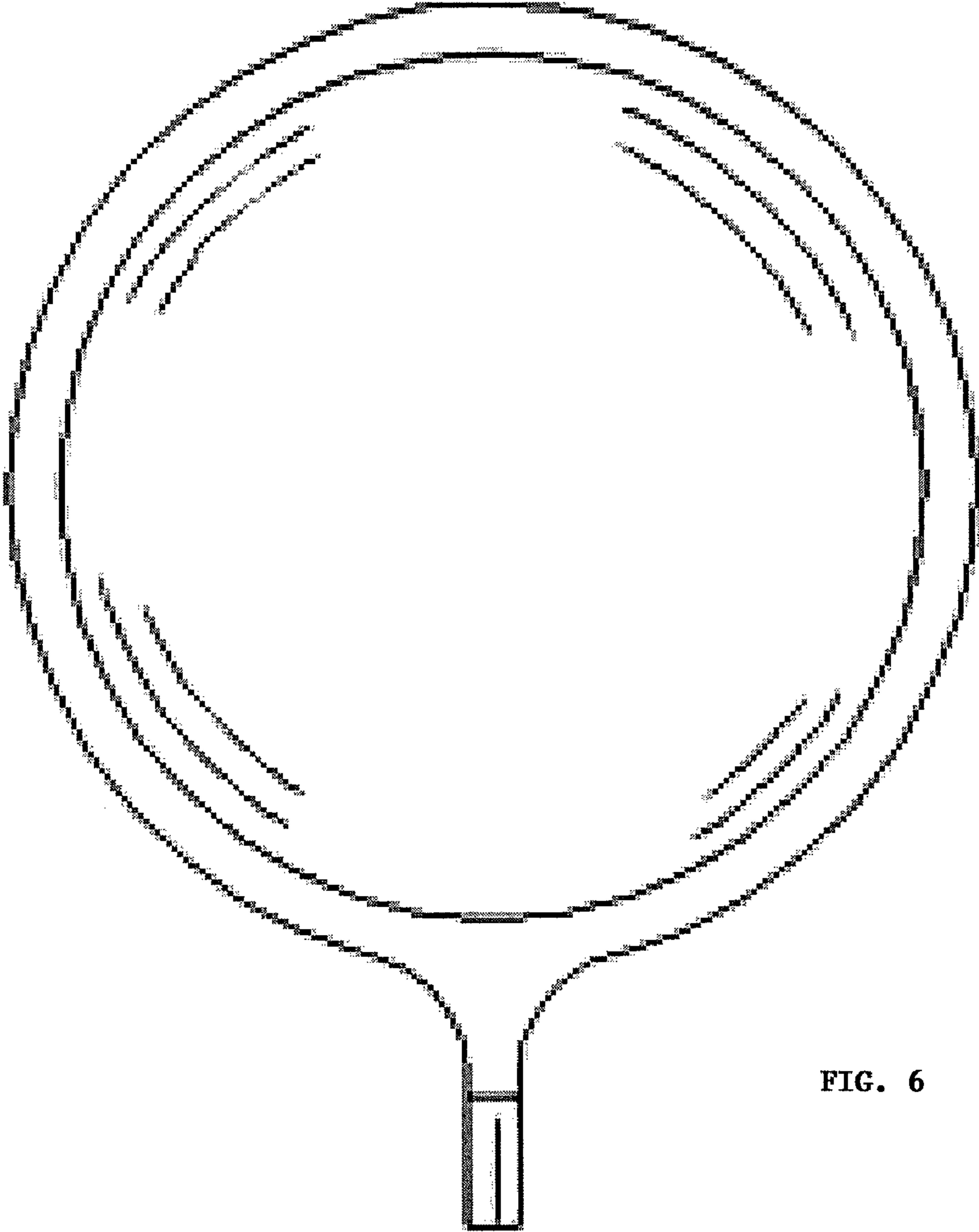


FIG. 6




FIG. 7