



US00D615405S

(12) **United States Design Patent**
Bakic

(10) **Patent No.:** **US D615,405 S**

(45) **Date of Patent:** **** *May 11, 2010**

(54) **COSMETIC CONTAINER**

(75) Inventor: **Dieter Bakic**, Munich (DE)

(73) Assignee: **DB Design GmbH**, Munich (DE)

(*) Notice: This patent is subject to a terminal disclaimer.

(**) Term: **14 Years**

(21) Appl. No.: **29/308,647**

(22) Filed: **Jun. 27, 2008**

(30) **Foreign Application Priority Data**

Feb. 1, 2008 (EM) 000881214

(51) **LOC (9) Cl.** **09-01**

(52) **U.S. Cl.** **D9/503**

(58) **Field of Classification Search** D9/500,
D9/502-505, 516, 549, 557-558, 682, 686,
D9/688, 692, 435, 446, 449, 454; 215/379,
215/381-382; 220/660, 669-675

See application file for complete search history.

(56) **References Cited**

U.S. PATENT DOCUMENTS

1,582,681 A * 4/1926 Hammer 215/43
D219,125 S * 11/1970 Gorts et al. D9/691
D226,370 S * 2/1973 Cromb D9/500
D332,280 S * 1/1993 Yoshida et al. D18/43
6,095,378 A * 8/2000 Potts et al. 222/402.1
D443,202 S * 6/2001 Boussiquet et al. D9/691
D445,328 S * 7/2001 Boussiquet et al. D9/691
D475,630 S * 6/2003 Canino D9/500

D492,597 S * 7/2004 Norris et al. D9/442
D525,136 S * 7/2006 Bakic D9/522
D526,200 S * 8/2006 Bakic D9/521
D527,636 S * 9/2006 Bakic D9/521
D528,005 S * 9/2006 Bakic D9/529
D529,388 S * 10/2006 Bakic D9/529
D531,504 S * 11/2006 Norris et al. D9/449
D533,784 S * 12/2006 Bakic D9/529
D547,184 S * 7/2007 Kim et al. D9/449
D566,558 S * 4/2008 Bakic D9/503
D571,663 S * 6/2008 Bakic D9/500
D574,712 S * 8/2008 Bakic D9/522
D576,494 S * 9/2008 Bakic D9/529
D582,772 S * 12/2008 Bakic D9/449

* cited by examiner

Primary Examiner—Ian Simmons

Assistant Examiner—Dana L Sipos

(74) *Attorney, Agent, or Firm*—Kagan Binder, PLLC

(57) **CLAIM**

The ornamental design for a cosmetic container, as shown and described.

DESCRIPTION

FIG. 1 is a perspective view of a cosmetic container of the present design;

FIG. 2 is a front elevational view thereof;

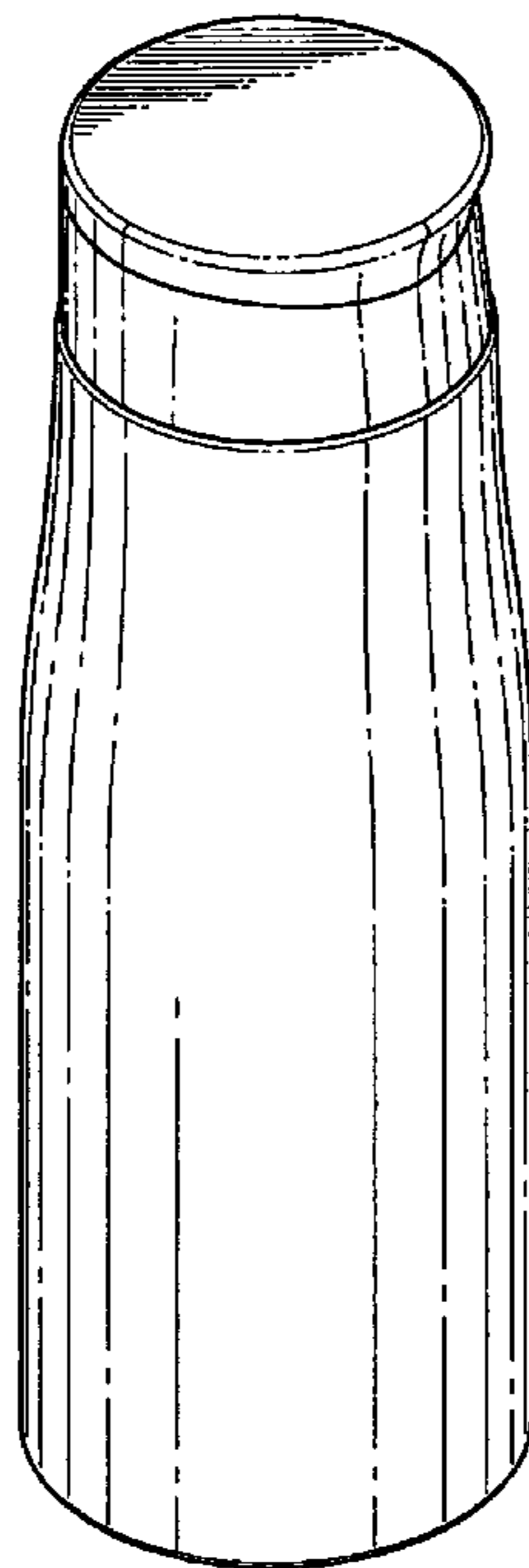
FIG. 3 is a left side elevational view thereof, the right side elevation view being a mirror image,

FIG. 4 is a rear elevational view thereof;

FIG. 5 is a top plan view thereof; and,

FIG. 6 is a bottom plan view thereof.

1 Claim, 5 Drawing Sheets



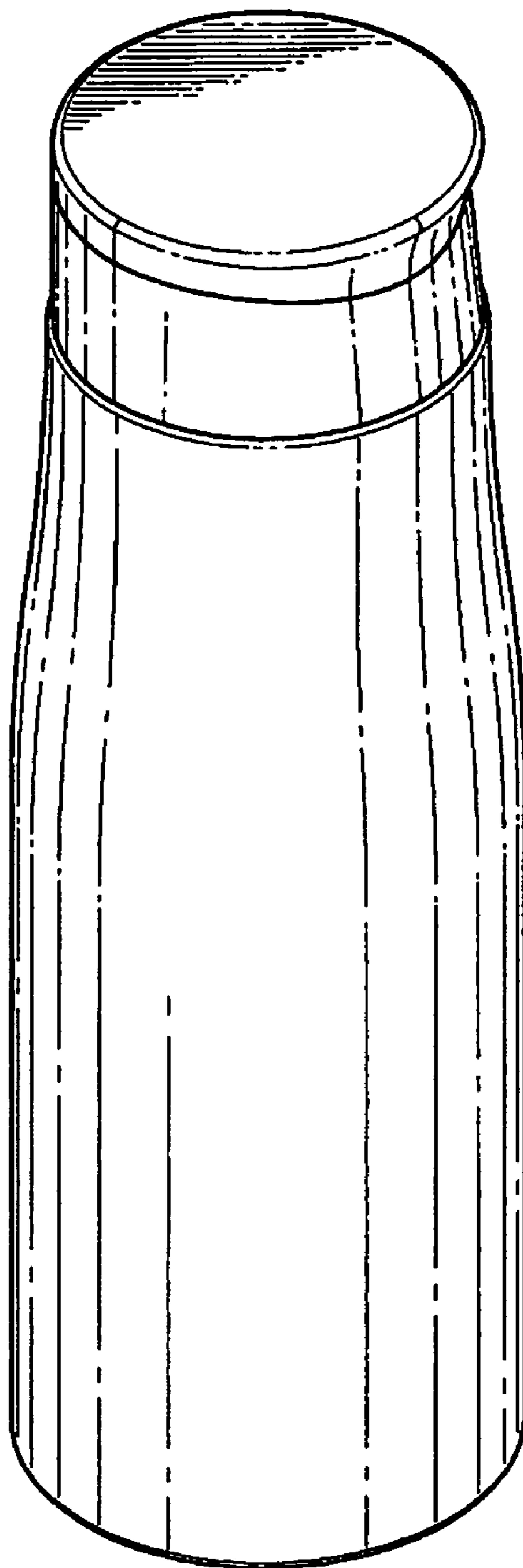


FIG. 1

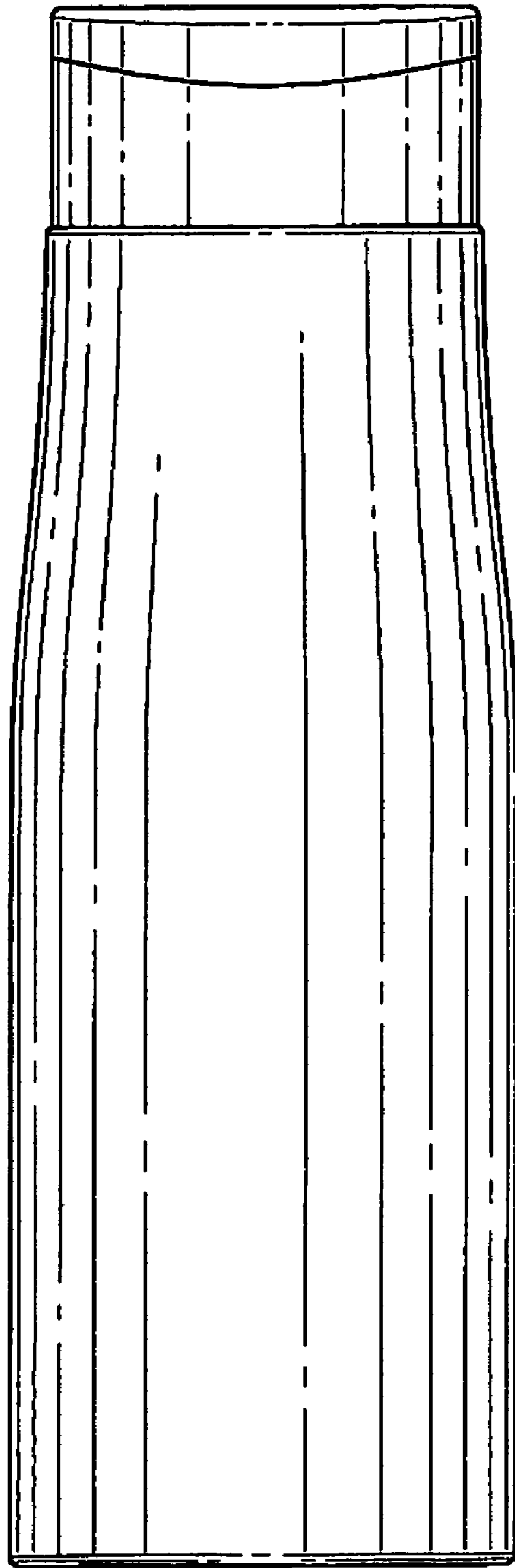


FIG. 2

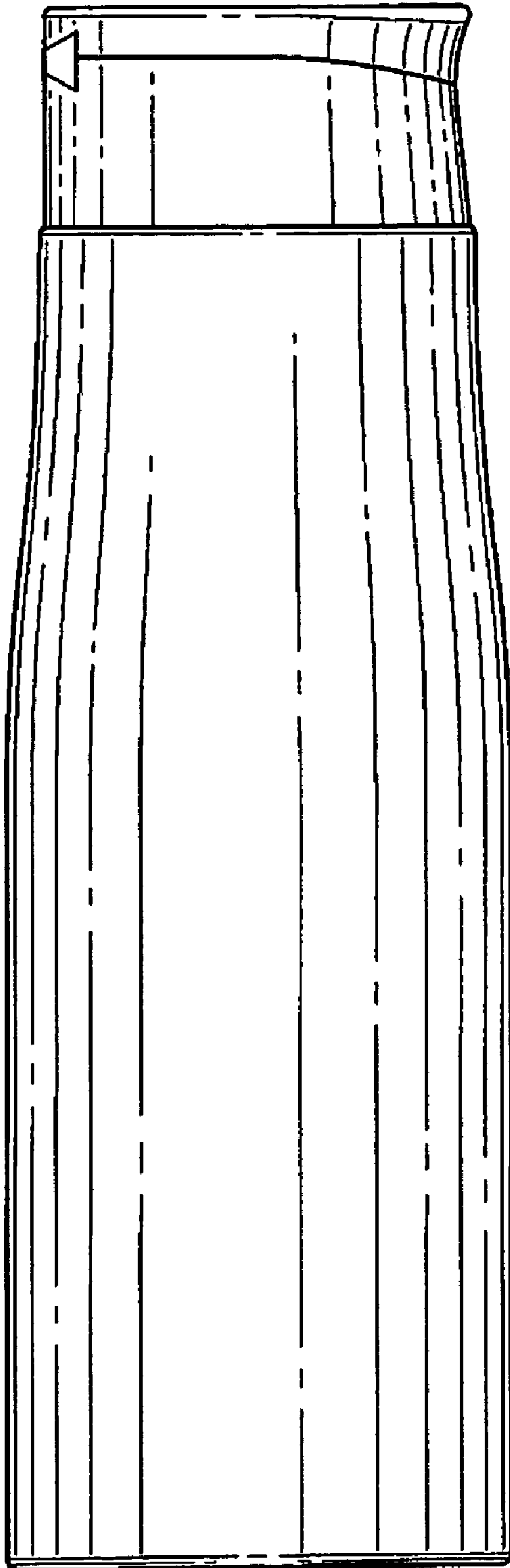


FIG. 3

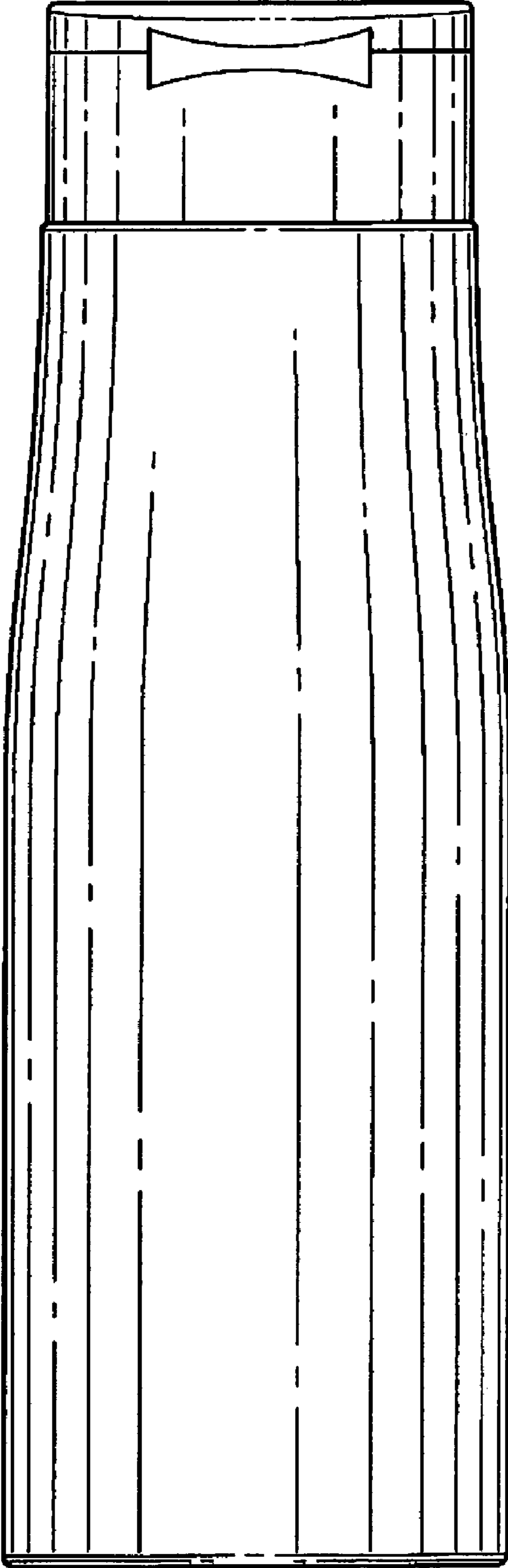


FIG. 4

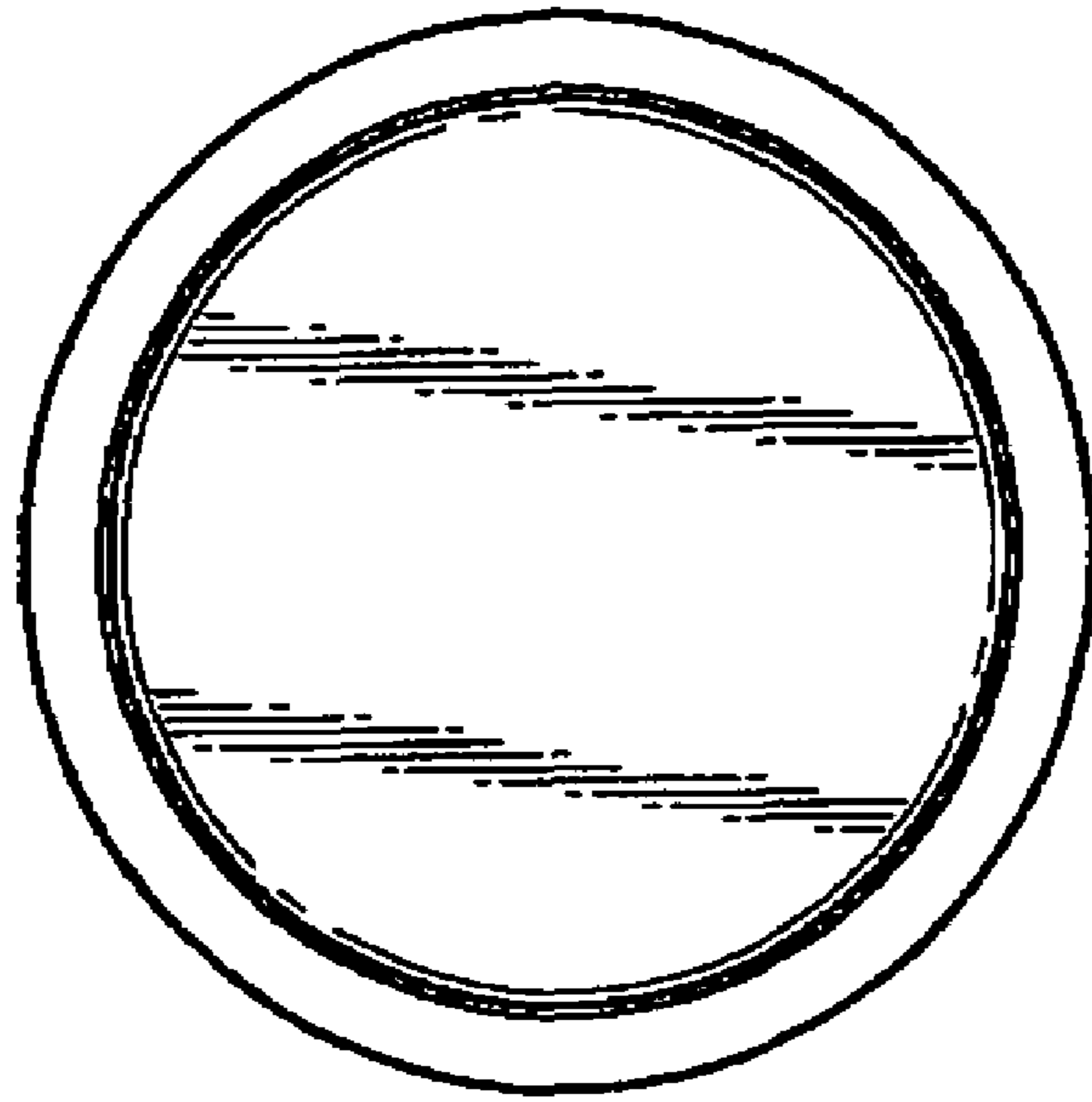


FIG. 5

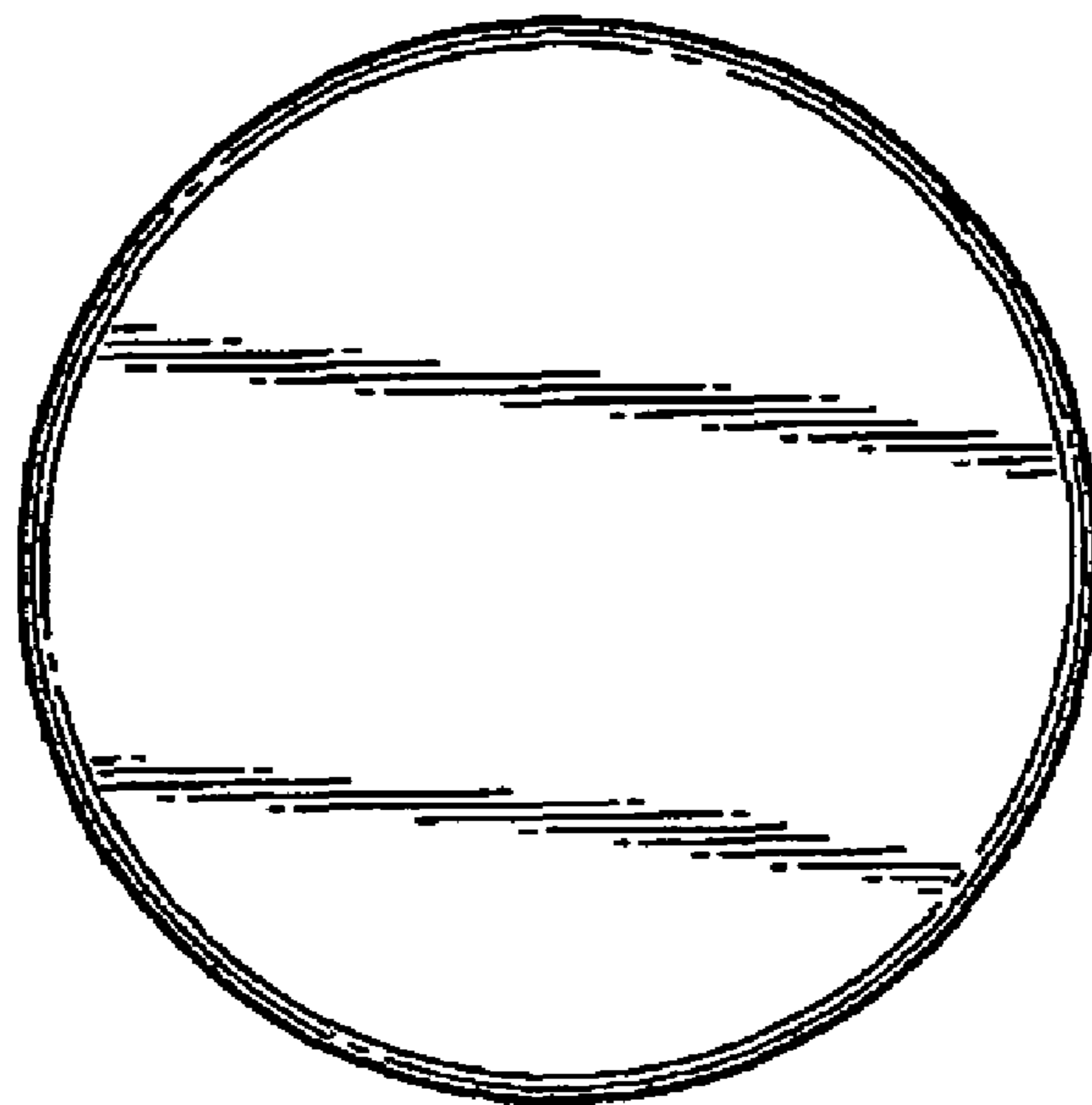


FIG. 6