



US00D615395S

(12) **United States Design Patent**  
**Jefferies et al.**

(10) **Patent No.:** **US D615,395 S**

(45) **Date of Patent:** **\*\* May 11, 2010**

(54) **PRODUCT PACKAGE**

2005/0092644 A1\* 5/2005 Cafferata et al. .... 206/471

(75) Inventors: **Ione Jefferies**, Los Angeles, CA (US);  
**Catherine Renee Martin**, Tarzana, CA (US)

\* cited by examiner

*Primary Examiner*—Prabhakar Deshmukh

*Assistant Examiner*—Derrick Holland

(73) Assignee: **MGA Entertainment**, Van Nuys, CA (US)

(74) *Attorney, Agent, or Firm*—Hani Z. Sayed; Rutan & Tucker, LLP

(\*\*) Term: **14 Years**

(57) **CLAIM**

(21) Appl. No.: **29/338,921**

The ornamental design for a product package, as shown and described.

(22) Filed: **Jun. 19, 2009**

**DESCRIPTION**

(51) **LOC (9) Cl.** ..... **09-03**

FIG. 1 is a perspective view of an embodiment of a product package showing our new design;

(52) **U.S. Cl.** ..... **D9/424; D9/415**

FIG. 2 is a perspective view of a second embodiment of a product package showing our new design;

(58) **Field of Classification Search** ..... D9/424,  
D9/414, 415, 418, 419, 425, 429, 430, 432,  
D9/457, 748; D3/200, 218, 273; 206/223,  
206/303, 389, 461–471, 579, 775, 769, 806;  
229/116.1, 406

FIG. 3 is a front elevation view of FIG. 1;

FIG. 4 is a front elevation view of FIG. 2;

See application file for complete search history.

FIG. 5 is a top plan view of FIG. 1;

FIG. 6 is a left side view of FIG. 1;

(56) **References Cited**

**U.S. PATENT DOCUMENTS**

4,058,212	A *	11/1977	Wyslotsky	.....	206/470
D303,931	S *	10/1989	Miller et al.	.....	D9/415
D378,894	S *	4/1997	Mello	.....	D9/759
D395,820	S *	7/1998	Motta	.....	D9/415
6,065,589	A *	5/2000	Ouwens	.....	206/6.1
D441,646	S *	5/2001	Adkins	.....	D9/415
6,330,945	B1 *	12/2001	Reimer	.....	206/470
D521,861	S *	5/2006	Lee et al.	.....	D9/415
D549,571	S *	8/2007	Althouse et al.	.....	D9/415
D556,565	S *	12/2007	Nazari	.....	D9/418
D561,580	S *	2/2008	Croft et al.	.....	D9/418

FIG. 7 is a left side view of FIG. 2;

FIG. 8 is a right side view of FIG. 1;

FIG. 9 is a right side view of FIG. 2;


FIG. 10 is a back elevation view of FIG. 1;


FIG. 11 is a bottom plan view of FIG. 1; and,

FIG. 12 is a bottom plan view of FIG. 2.

The broken lines shown represent unclaimed subject matter and form no part of the claimed design.


**1 Claim, 9 Drawing Sheets**



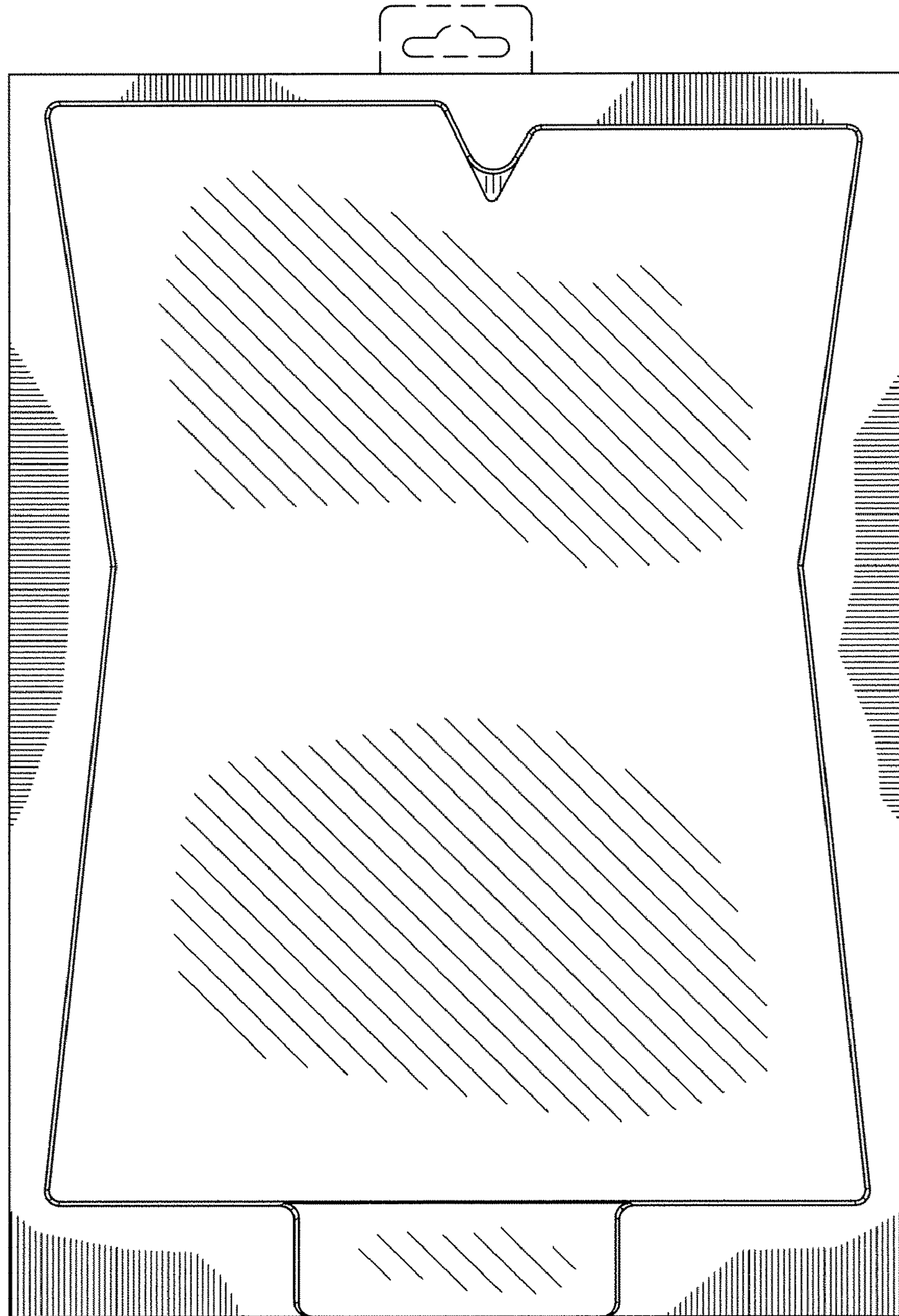


**FIG. 1**



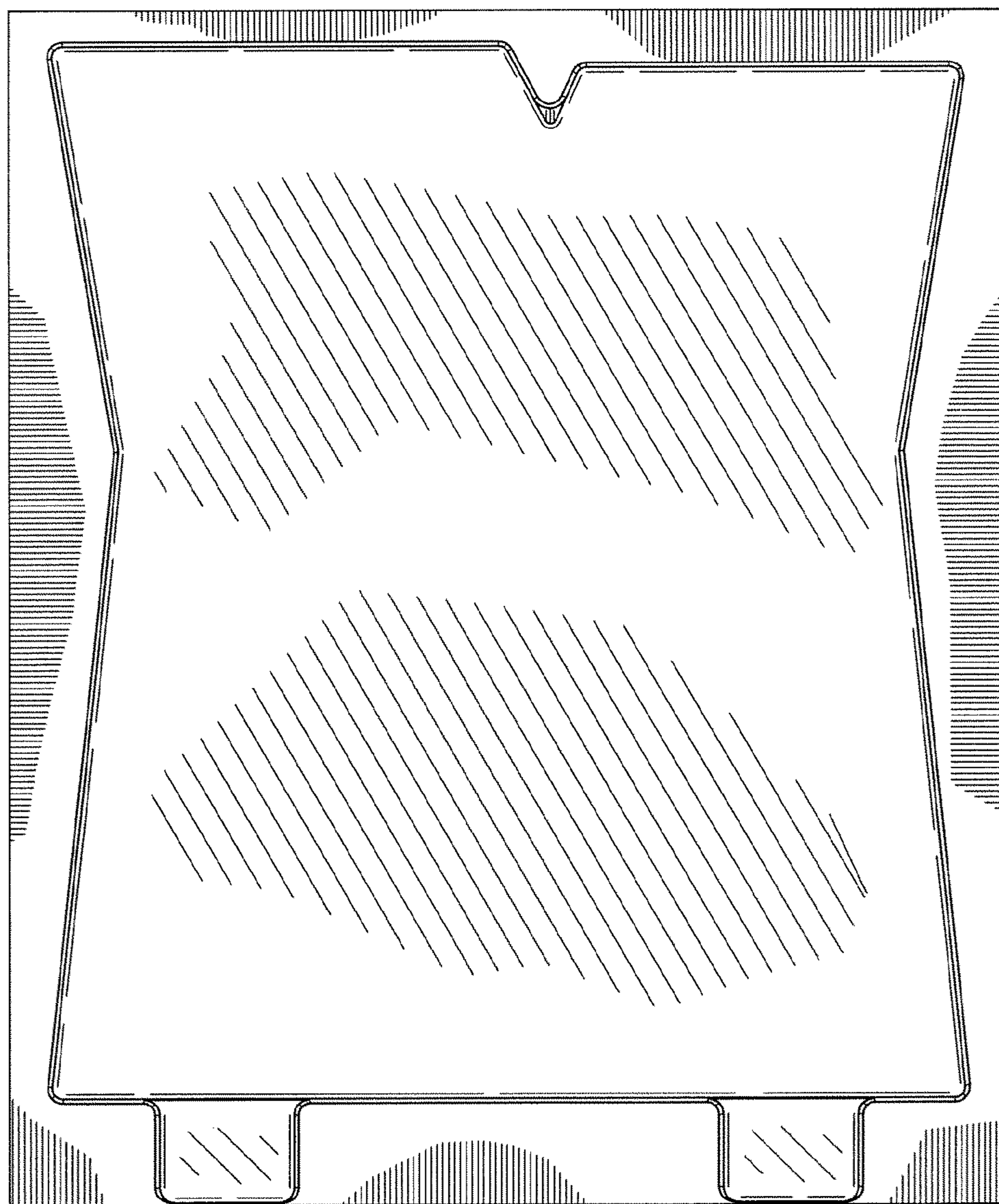


**FIG. 2**

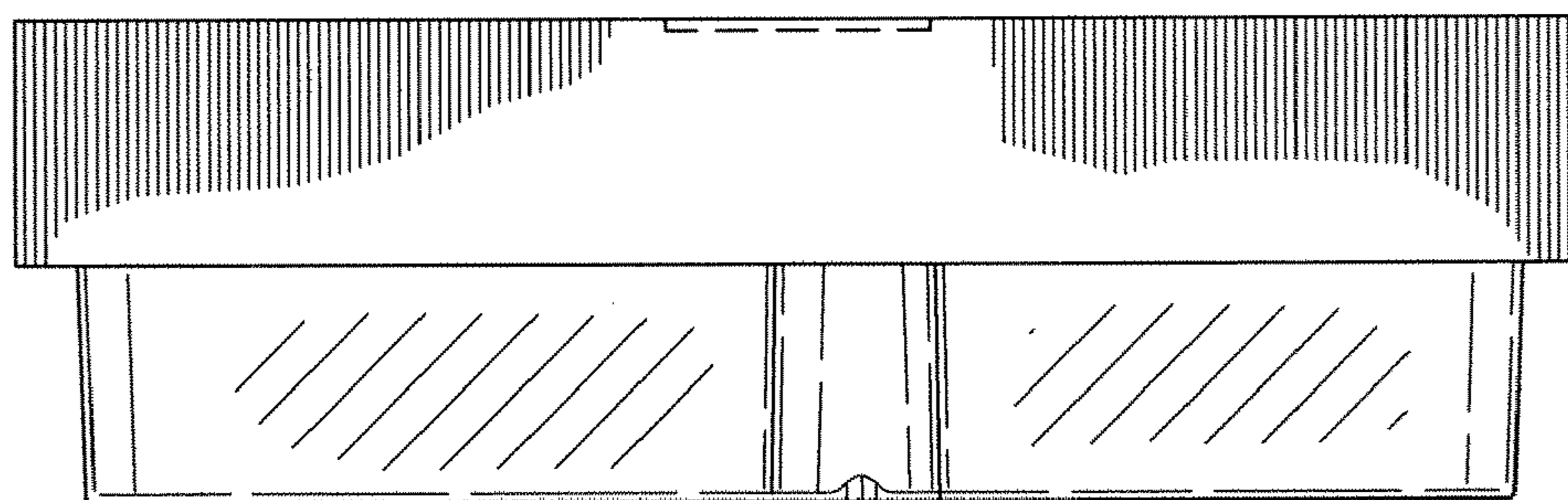


**FIG. 3**

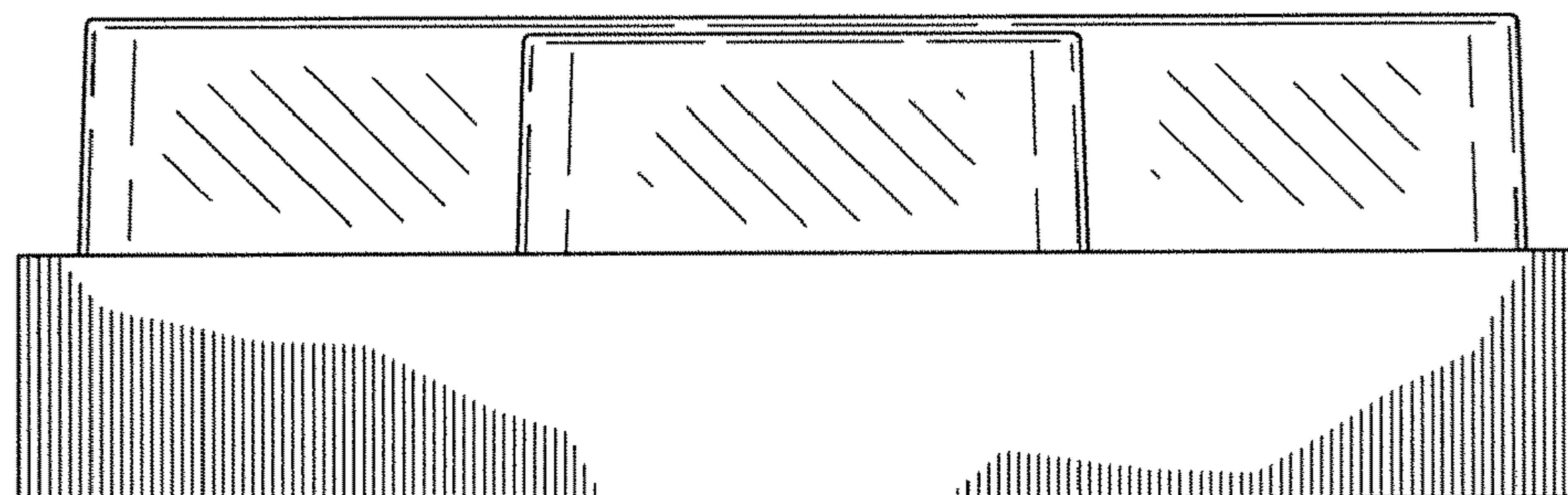




**FIG. 4**



**FIG. 5**



**FIG. 11**




FIG. 6


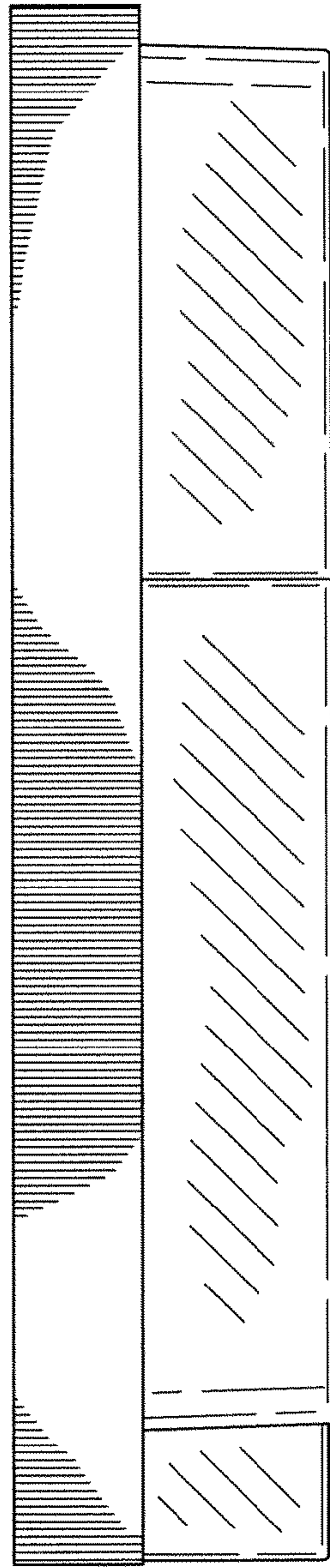



FIG. 8



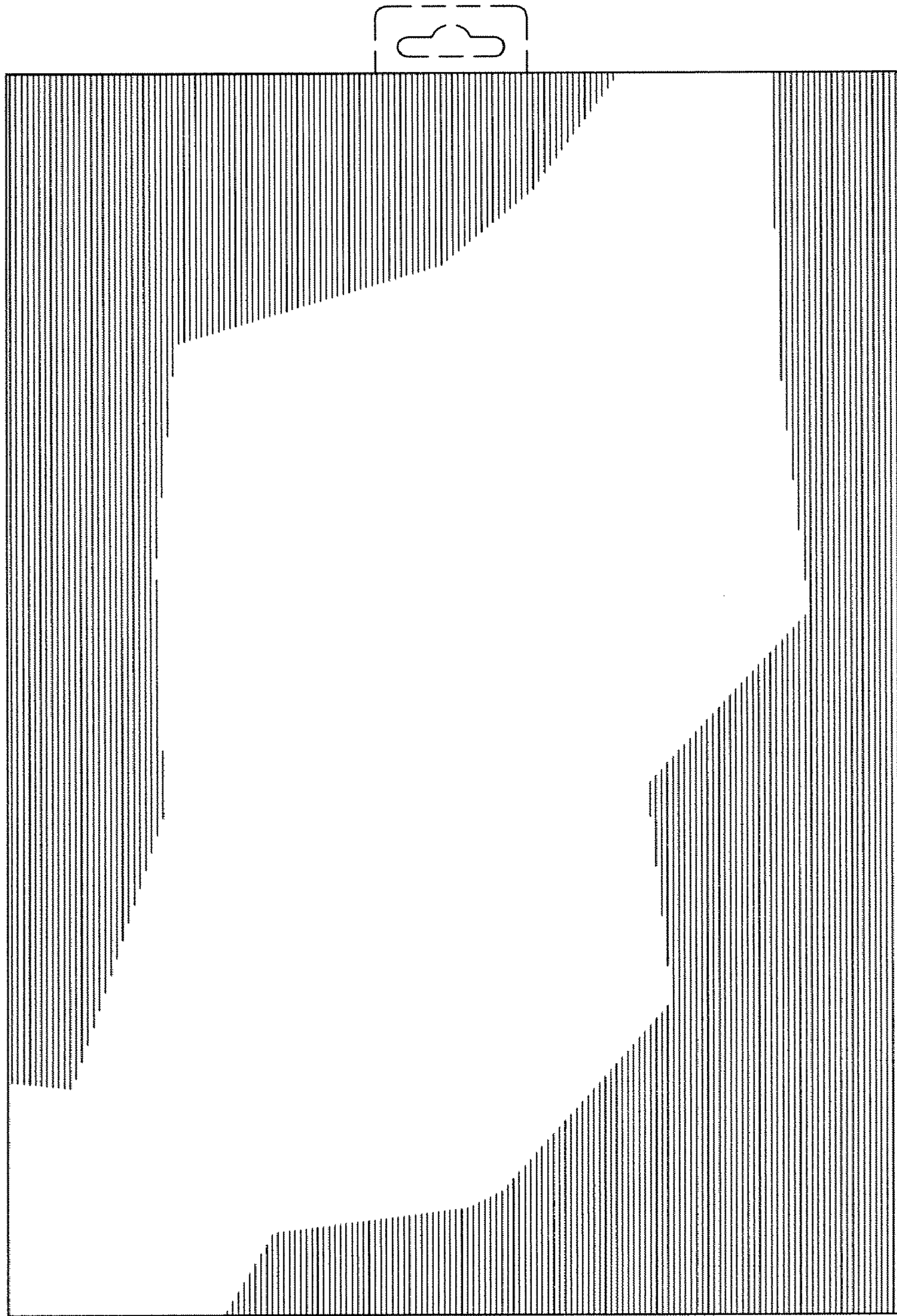


**FIG. 7**

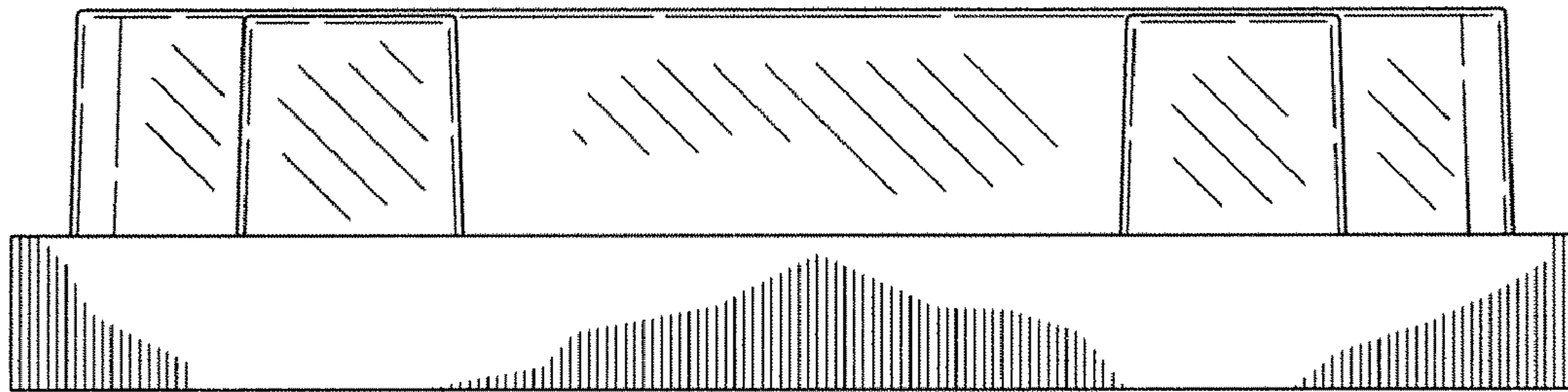


**FIG. 9**





**FIG. 10**



**FIG. 12**