

US00D615390S

(12) **United States Design Patent**
Shinozaki

(10) **Patent No.:** **US D615,390 S**

(45) **Date of Patent:** **** May 11, 2010**

(54) **SUPPORT FOR AN ASSEMBLING SHELF**

(75) Inventor: **Takashi Shinozaki**, Tokyo (JP)

(73) Assignee: **Kawajun Co., Ltd.**, Tokyo (JP)

(**) Term: **14 Years**

(21) Appl. No.: **29/339,123**

(22) Filed: **Jun. 24, 2009**

(51) **LOC (9) Cl.** **08-05**

(52) **U.S. Cl.** **D8/381**

(58) **Field of Classification Search** D8/381,
D8/380, 373, 363, 356, 355, 354; D6/572,
D6/324; D26/140; D25/68, 132, 119, 102;
D22/147; D14/452; 52/685, 684, 288.1;
269/296; 248/539, 538, 536, 250, 242, 235,
248/221.12

See application file for complete search history.

(56) **References Cited**

U.S. PATENT DOCUMENTS

D20,137 S * 9/1890 Ennis D25/132

D203,582 S * 2/1966 Hinrichs D25/121
D247,184 S * 2/1978 Clement D25/132
D323,452 S * 1/1992 Stumpf et al. D8/381
D418,394 S * 1/2000 King D8/354
D513,970 S * 1/2006 Sterling et al. D8/381

* cited by examiner

Primary Examiner—Susan Bennett Hattan

(74) *Attorney, Agent, or Firm*—Smith Patent Office

(57) **CLAIM**

I claim the ornamental design for a support for an assembling shelf, as shown and described.

DESCRIPTION

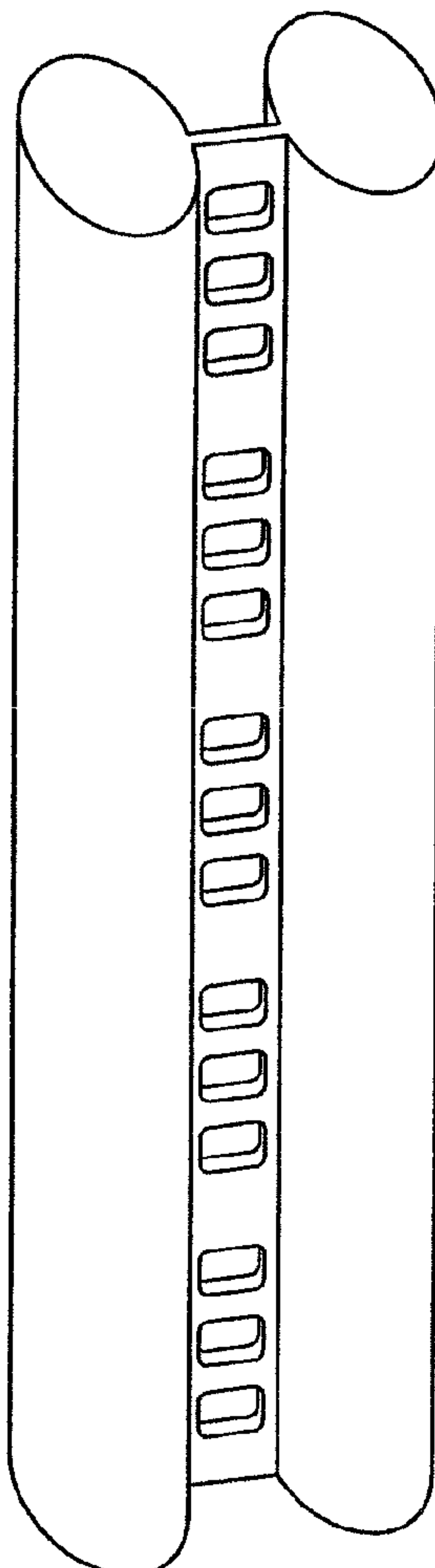
FIG. 1 is a front perspective view of a support for an assembling shelf showing my new design;

FIG. 2 is a front side view thereof;

FIG. 3 is a right view thereof; and,

FIG. 4 is a plan view thereof.

1 Claim, 4 Drawing Sheets



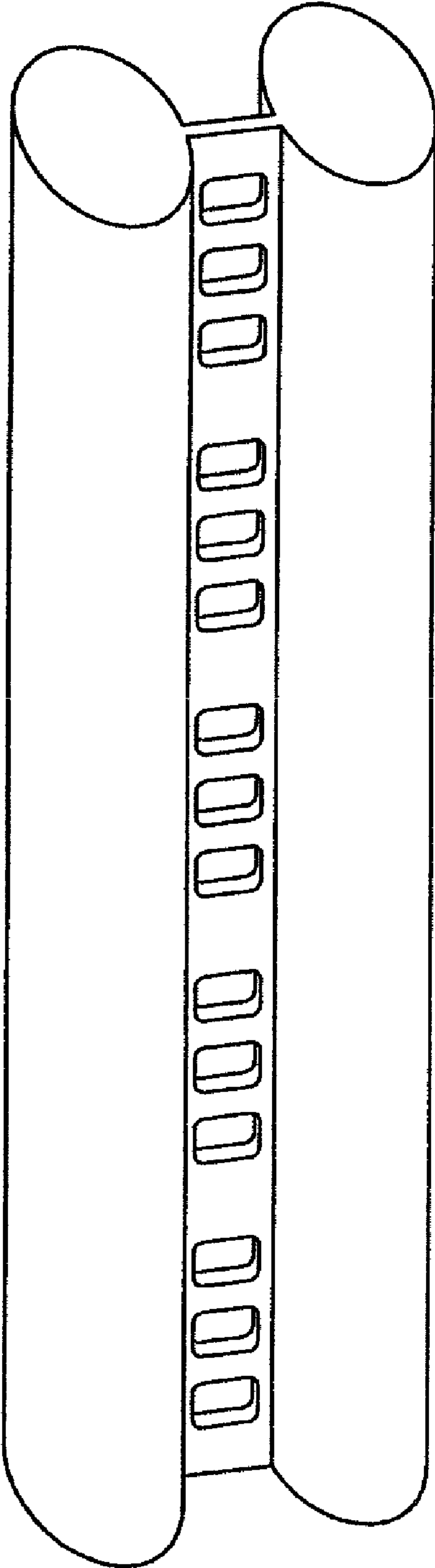


FIG. 1

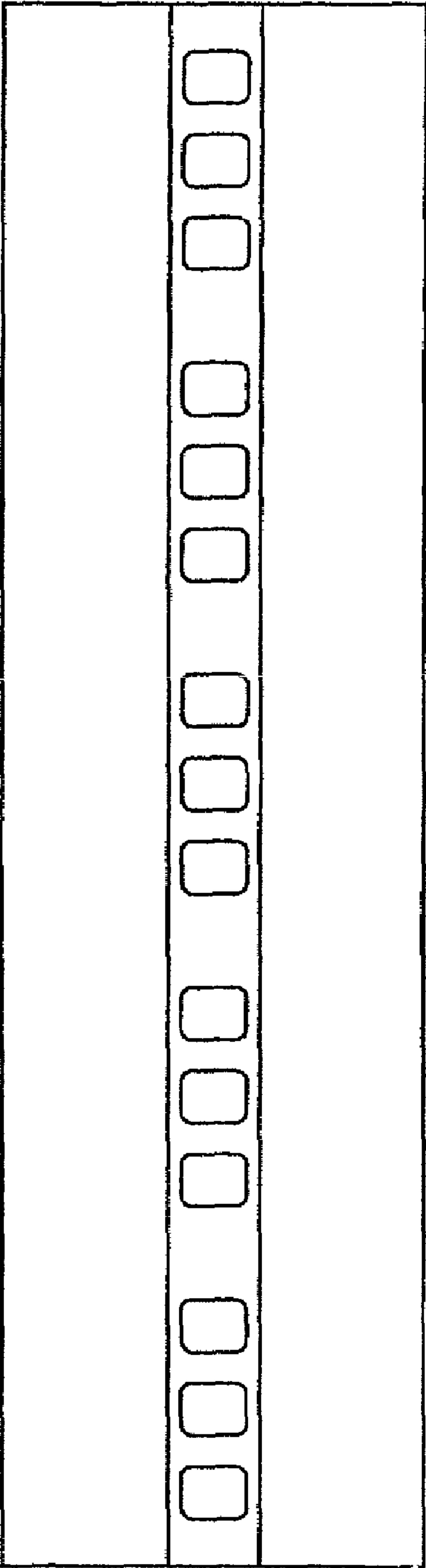


FIG. 2




FIG. 3

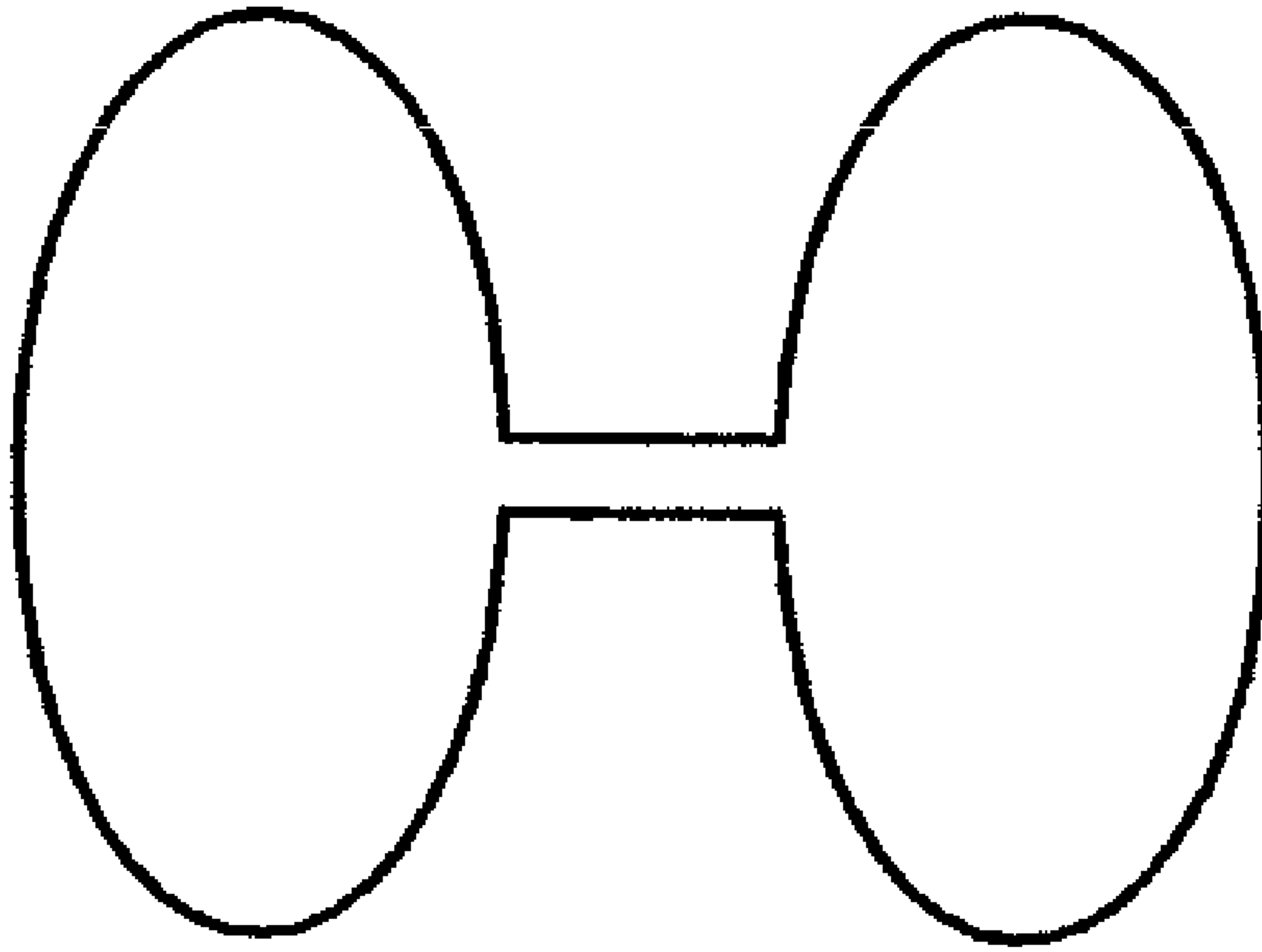


FIG. 4