



US00D615382S

(12) **United States Design Patent**  
**Hyp**

(10) **Patent No.:** **US D615,382 S**

(45) **Date of Patent:** **\*\* May 11, 2010**

(54) **TULIP-SHAPED HAND TOOL GRIP**

(75) Inventor: **Eric Daniel Hyp**, Harrisburg, PA (US)

(73) Assignee: **Ames True Temper, Inc.**, Camp Hill, PA (US)

(\*\*) Term: **14 Years**

(21) Appl. No.: **29/337,403**

(22) Filed: **May 21, 2009**

(51) **LOC (9) Cl.** ..... **08-05**

(52) **U.S. Cl.** ..... **D8/107; D8/10**

(58) **Field of Classification Search** ..... D8/9,  
D8/10, 52, 54-56, 58, 95-99, 107; D22/118;  
D4/138; D32/35, 39, 40, 46, 49, 51, 52;  
D15/18, 70, 142; 81/342, 367, 370, 418,  
81/420, 424.5, 427.5, 380, 390, 324, 486,  
81/489, 415-419, DIG. 9, 300, 302, 177.1-177.7,  
81/436-437, 438-440; 30/151-162, 329,  
30/330, 511-517, 519, 323, 236.01; 294/54.5,  
294/49, 51, 53.5, 55; 16/11 R, 111 R, 110.1,  
16/430-431, 421-422, 426; D7/393-395,  
D7/354-365

See application file for complete search history.

(56) **References Cited**

**U.S. PATENT DOCUMENTS**

907,064 A \* 12/1908 Litzelman ..... 30/226

D322,546 S \* 12/1991 Chan ..... D8/57  
D331,691 S \* 12/1992 Chan ..... D8/107  
D555,832 S \* 11/2007 Stotts ..... D28/10  
D576,468 S \* 9/2008 Lipscomb et al. .... D8/107  
2008/0295341 A1 \* 12/2008 Lipscomb et al. .... 30/251

\* cited by examiner

*Primary Examiner*—Cathron C Brooks

*Assistant Examiner*—Barbara Fox

(74) *Attorney, Agent, or Firm*—Eckert Seamans Cherin & Mellott, LLC; David C. Jenkins, Esq.

(57) **CLAIM**

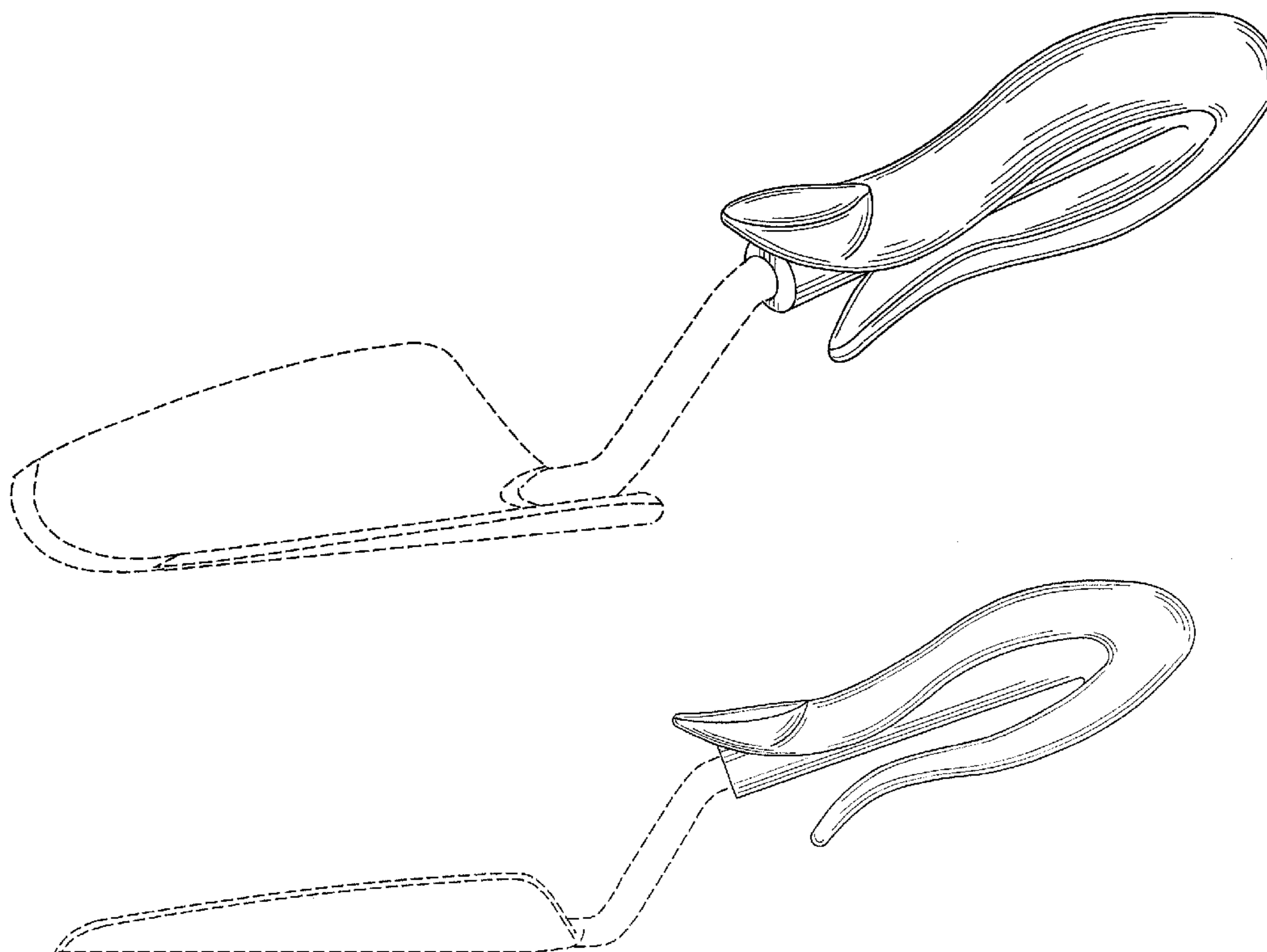
The ornamental design for a tulip-shaped hand tool grip, as shown and described.

**DESCRIPTION**

FIG. 1 is an isometric view of the tulip-shaped hand tool grip; FIG. 2 is a front view of the tulip-shaped hand tool grip; FIG. 3 is a back view of the tulip-shaped hand tool grip; FIG. 4 is a top view of the tulip-shaped hand tool grip; FIG. 5 is a bottom view of the tulip-shaped hand tool grip; FIG. 6 is a left side view of the tulip-shaped hand tool grip; and, FIG. 7 is a right side view of the tulip-shaped hand tool grip.

The phantom lines shown in the drawings represent environmental structure and form no part of the claimed design.

**1 Claim, 4 Drawing Sheets**



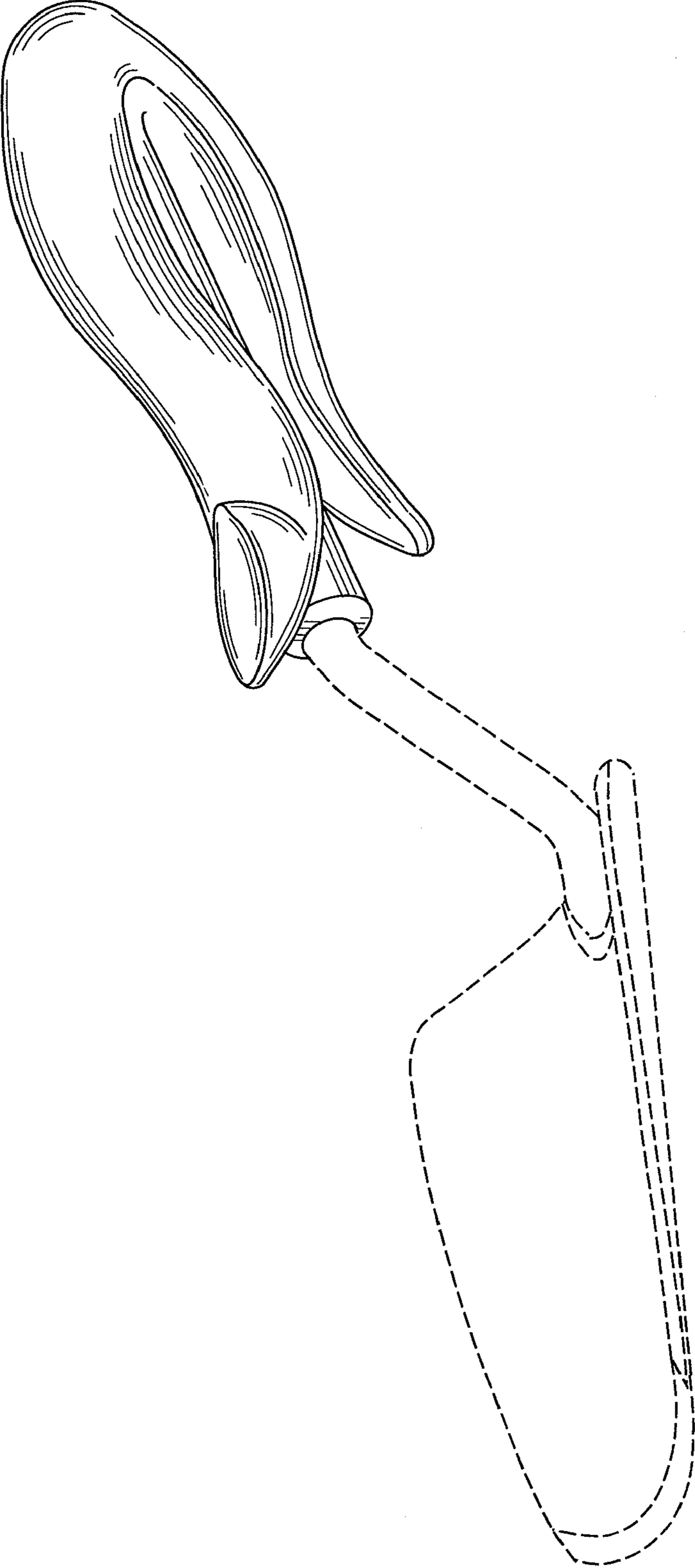


FIG. 1

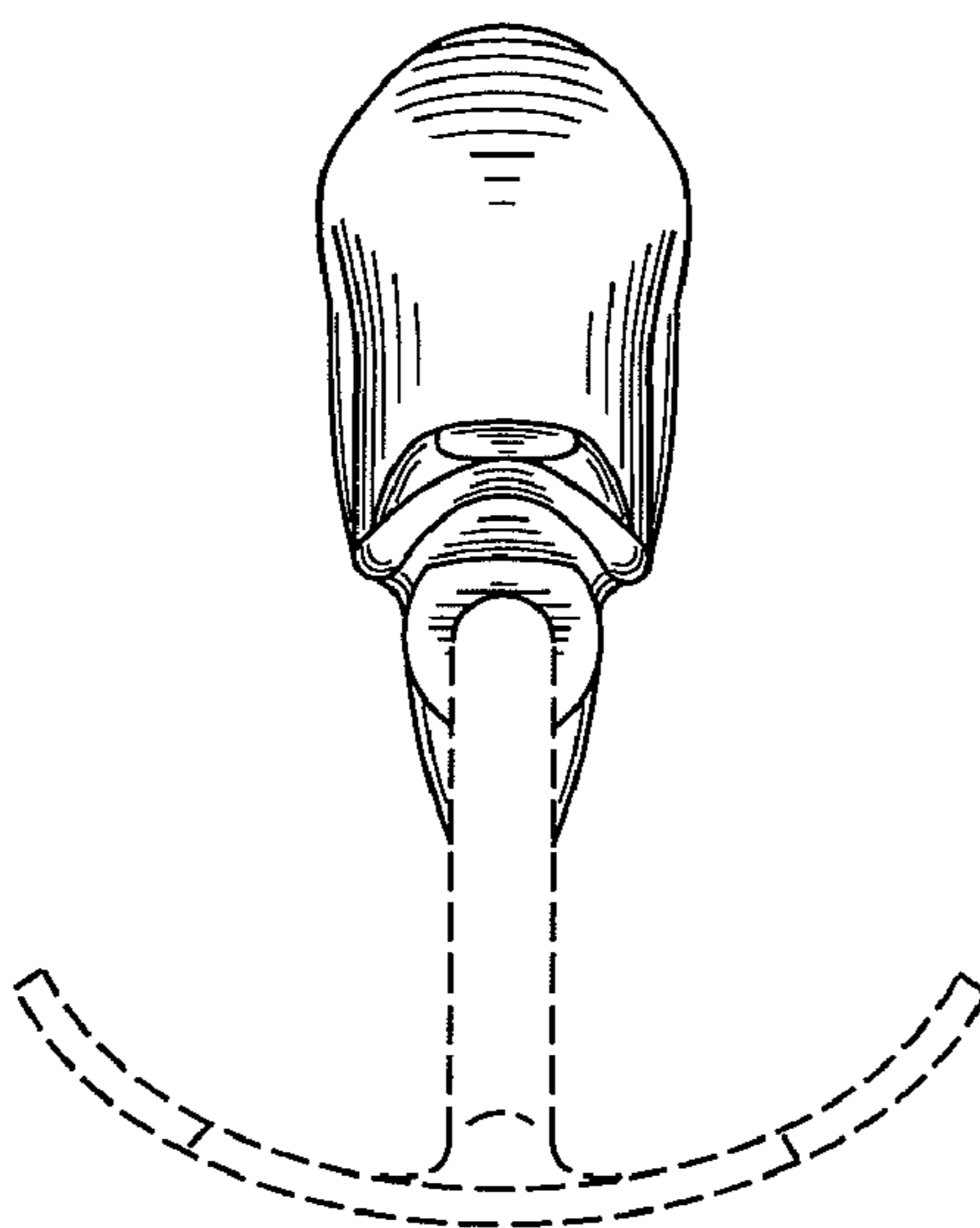


FIG. 2

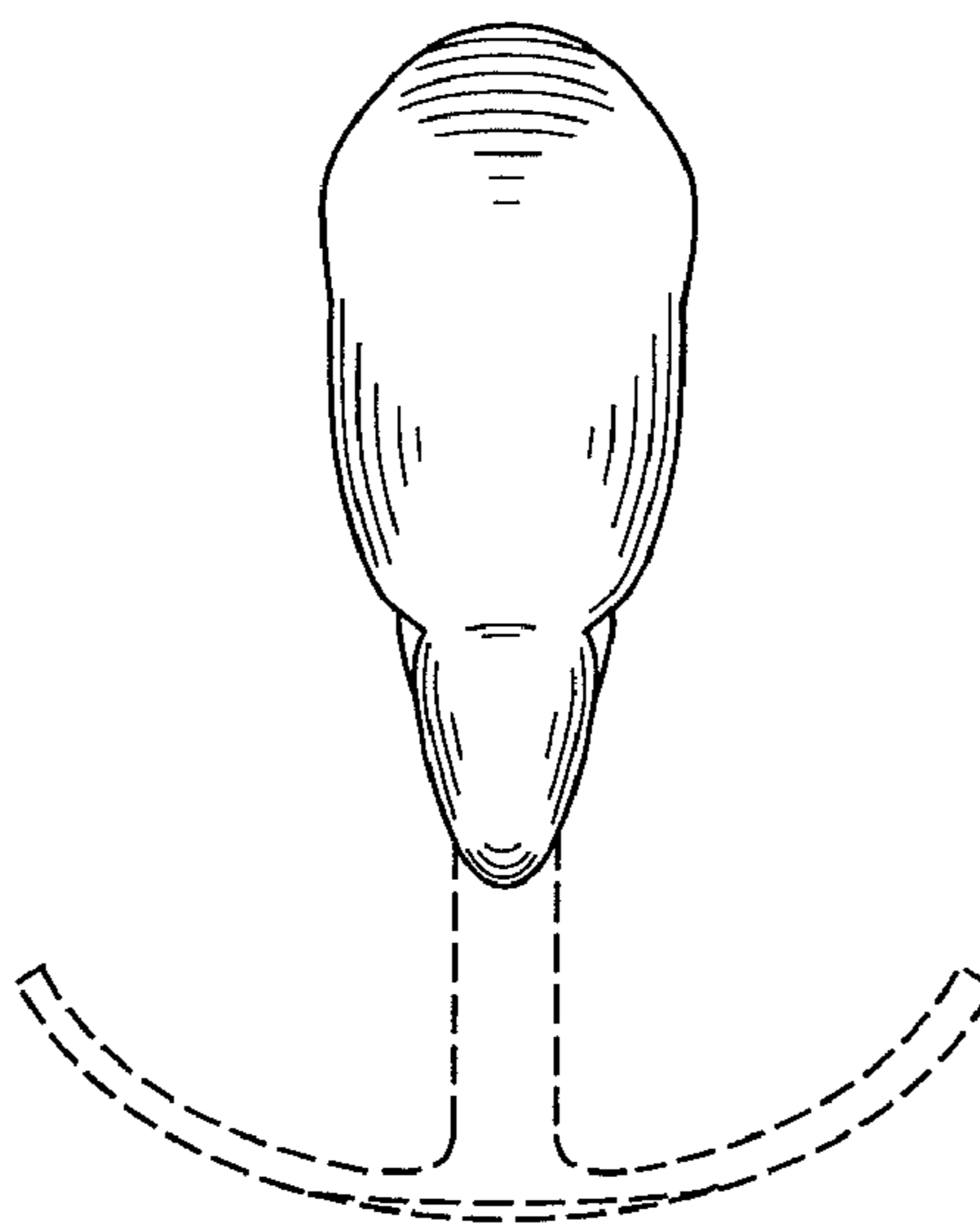


FIG. 3

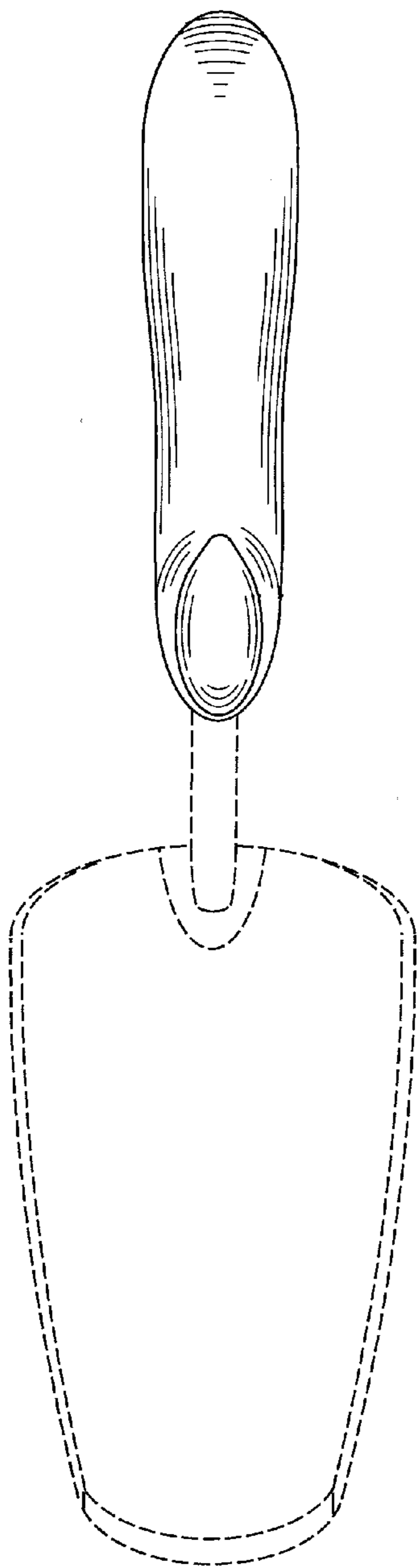


FIG. 4

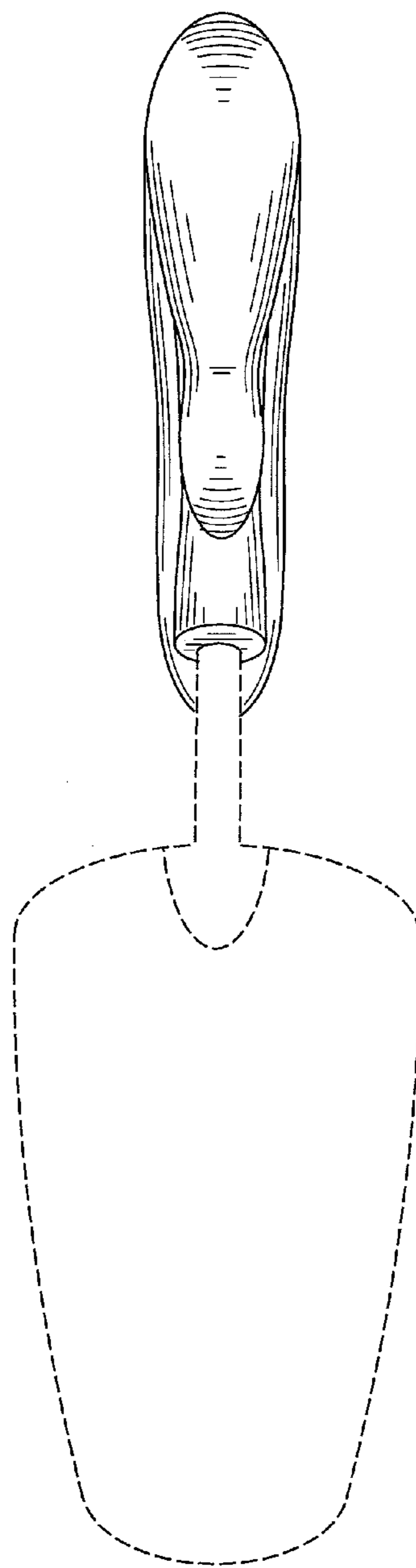


FIG. 5

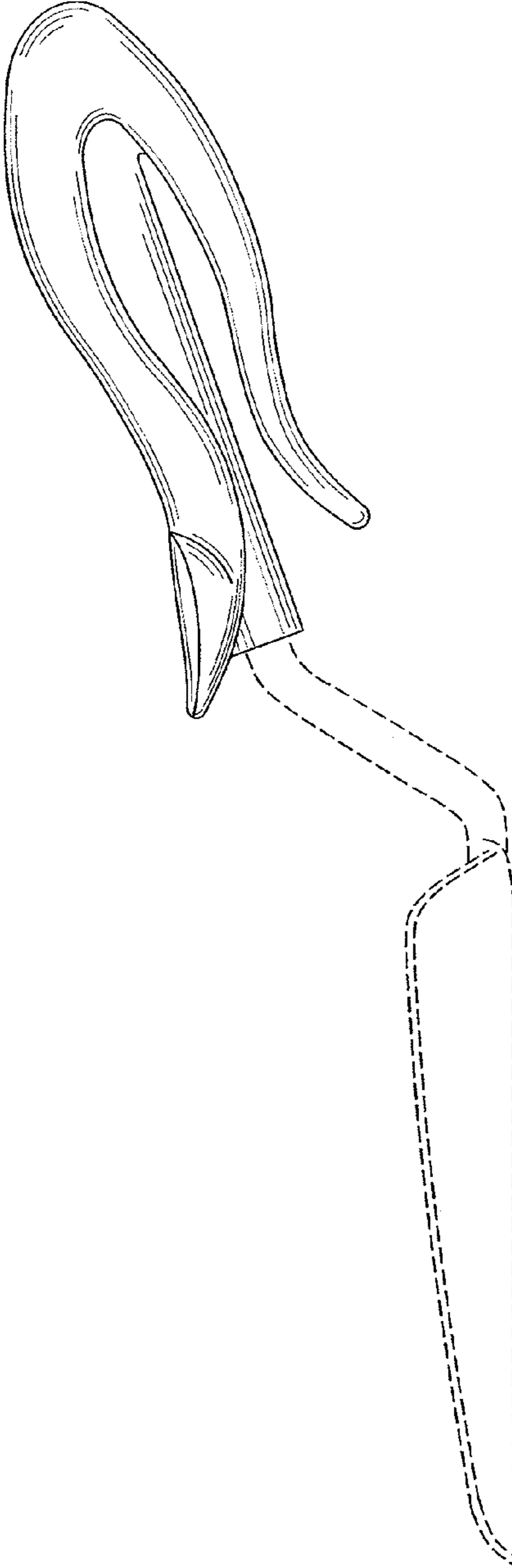


FIG. 6

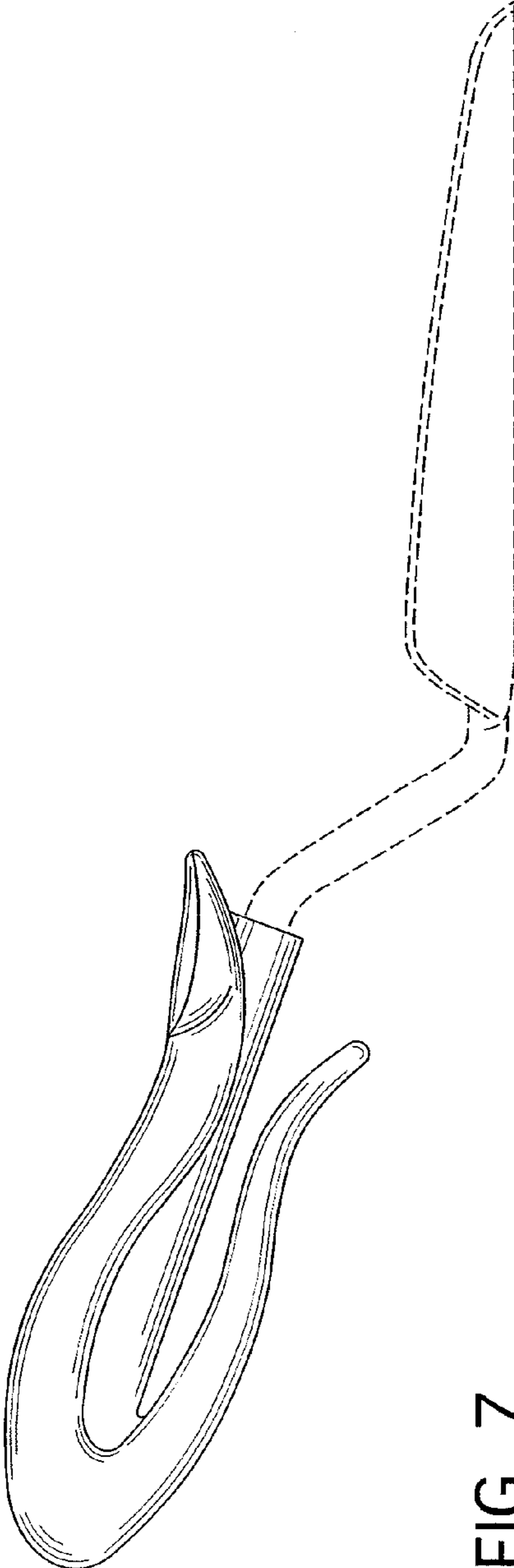


FIG. 7