



US00D615380S

(12) **United States Design Patent**
Su

(10) **Patent No.:** **US D615,380 S**

(45) **Date of Patent:** **** May 11, 2010**

(54) **TOOL BIT**

(76) Inventor: **Cheng-Wei Su**, 13F., No. 403, Taichung Rd., East District, Taichung City 40146 (TW)

(**) Term: **14 Years**

(21) Appl. No.: **29/343,234**

(22) Filed: **Sep. 9, 2009**

(51) **LOC (9) Cl.** **08-04**

(52) **U.S. Cl.** **D8/86**

(58) **Field of Classification Search** D8/29,
D8/82-87; 81/177.2, 177.85, 442-443, 448
See application file for complete search history.

(56) **References Cited**

U.S. PATENT DOCUMENTS

5,555,781	A *	9/1996	Pool et al.	81/436
5,842,394	A *	12/1998	Hwang	81/439
D410,372	S *	6/1999	Strauch	D8/86
5,953,969	A *	9/1999	Rosenhan	81/436
D528,395	S *	9/2006	Schluter	D8/86
D600,525	S *	9/2009	Meng	D8/86
2004/0139829	A1 *	7/2004	Holland-Letz	81/460

2007/0140811	A1 *	6/2007	Hoyt	411/402
2008/0072717	A1 *	3/2008	Stumpf	81/438
2008/0295650	A1 *	12/2008	Hsieh	81/177.85

* cited by examiner

Primary Examiner—Philip S Hyder
Assistant Examiner—Roselyne Cody
(74) *Attorney, Agent, or Firm*—Banger Shia

(57) **CLAIM**

I claim the ornamental design for a tool bit, as shown and described.

DESCRIPTION

FIG. 1 is a perspective view of a tool bit showing my new design;

FIG. 2 is a front elevational view thereof;

FIG. 3 is a rear elevational view thereof;

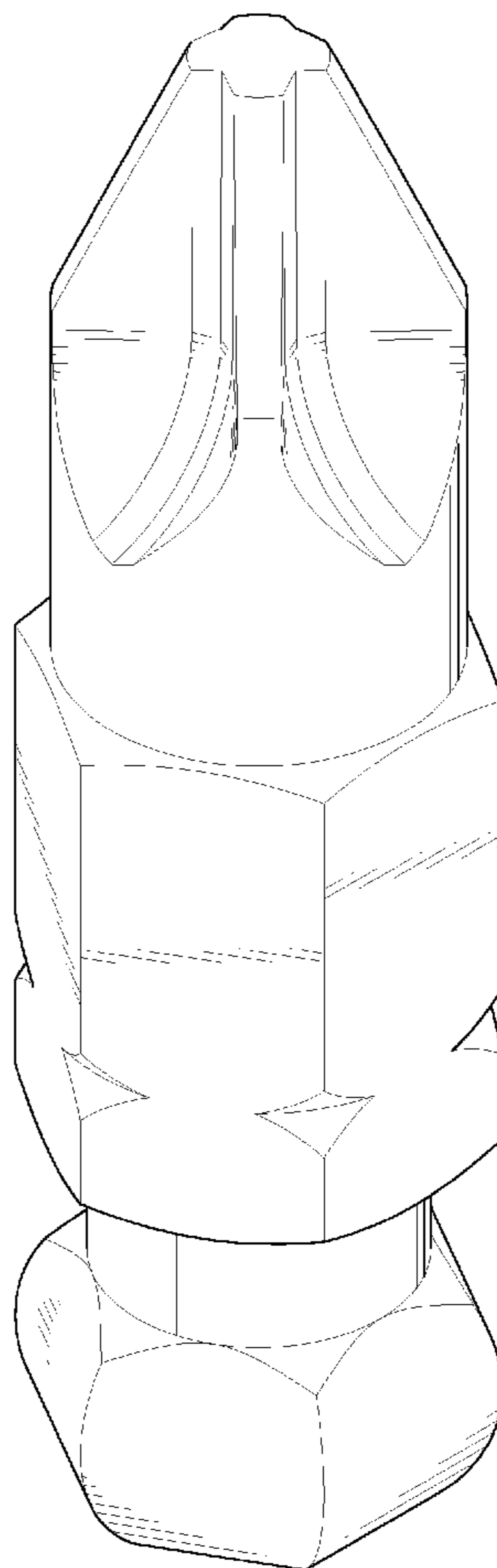
FIG. 4 is a left side elevational view thereof;

FIG. 5 is a right side elevational view thereof;

FIG. 6 is a top plan view thereof; and,

FIG. 7 is a bottom plan view thereof.

1 Claim, 6 Drawing Sheets



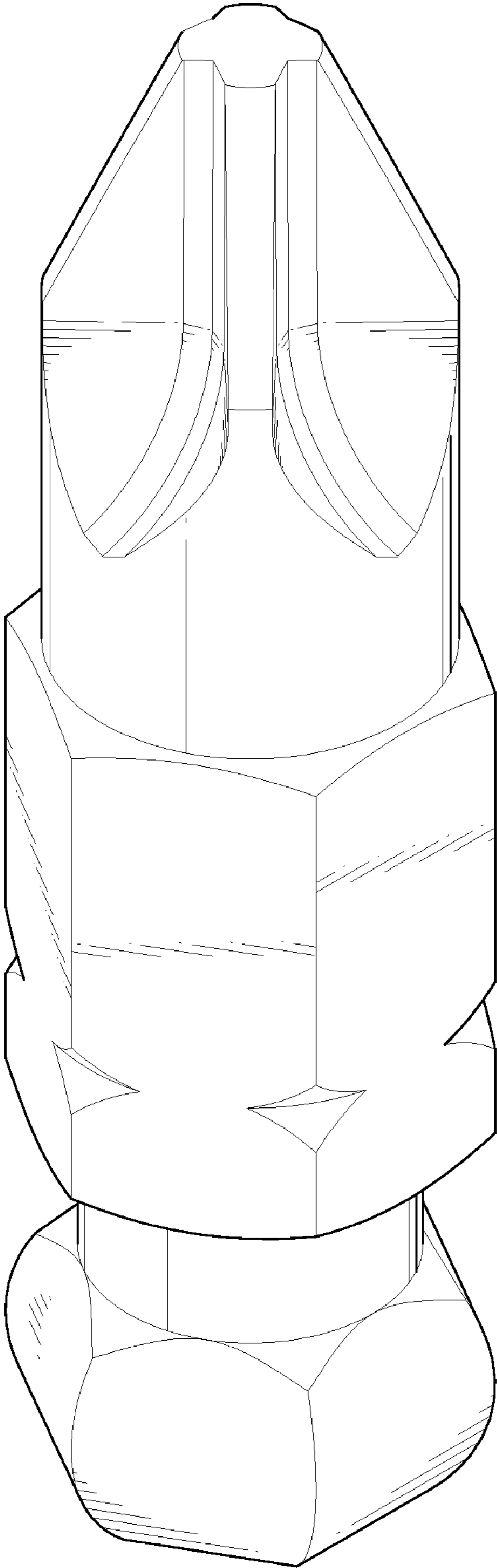


FIG. 1




FIG. 2




FIG. 3

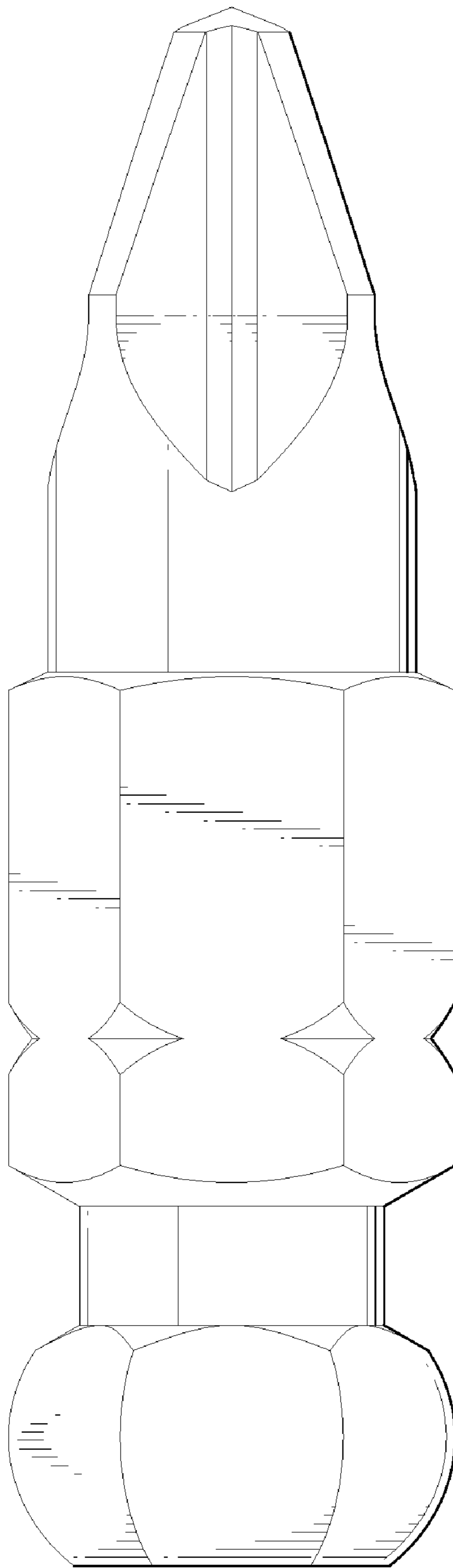


FIG. 4

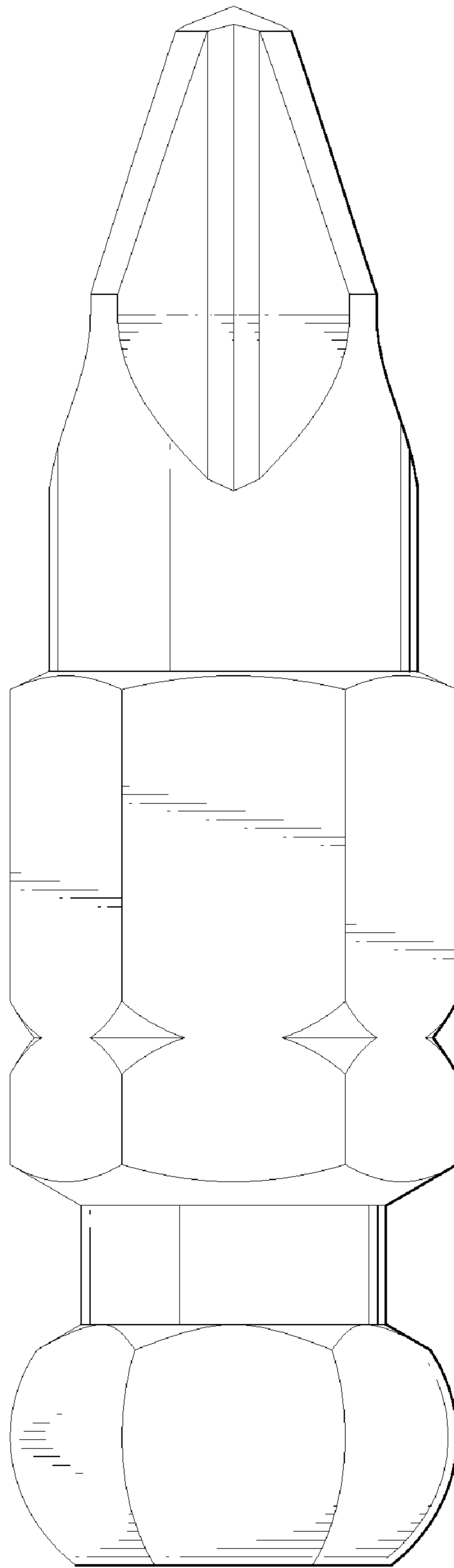


FIG. 5

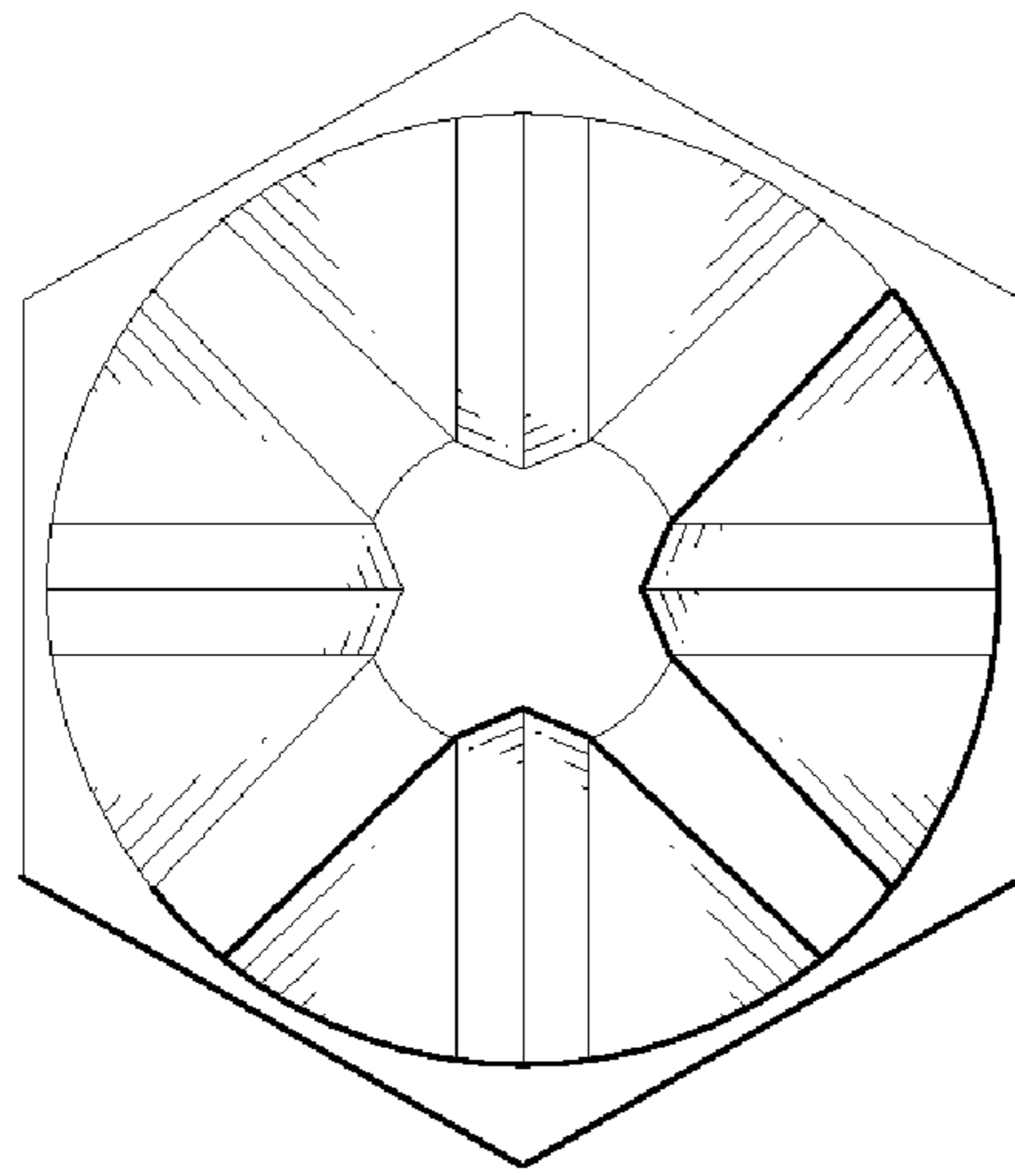


FIG. 6

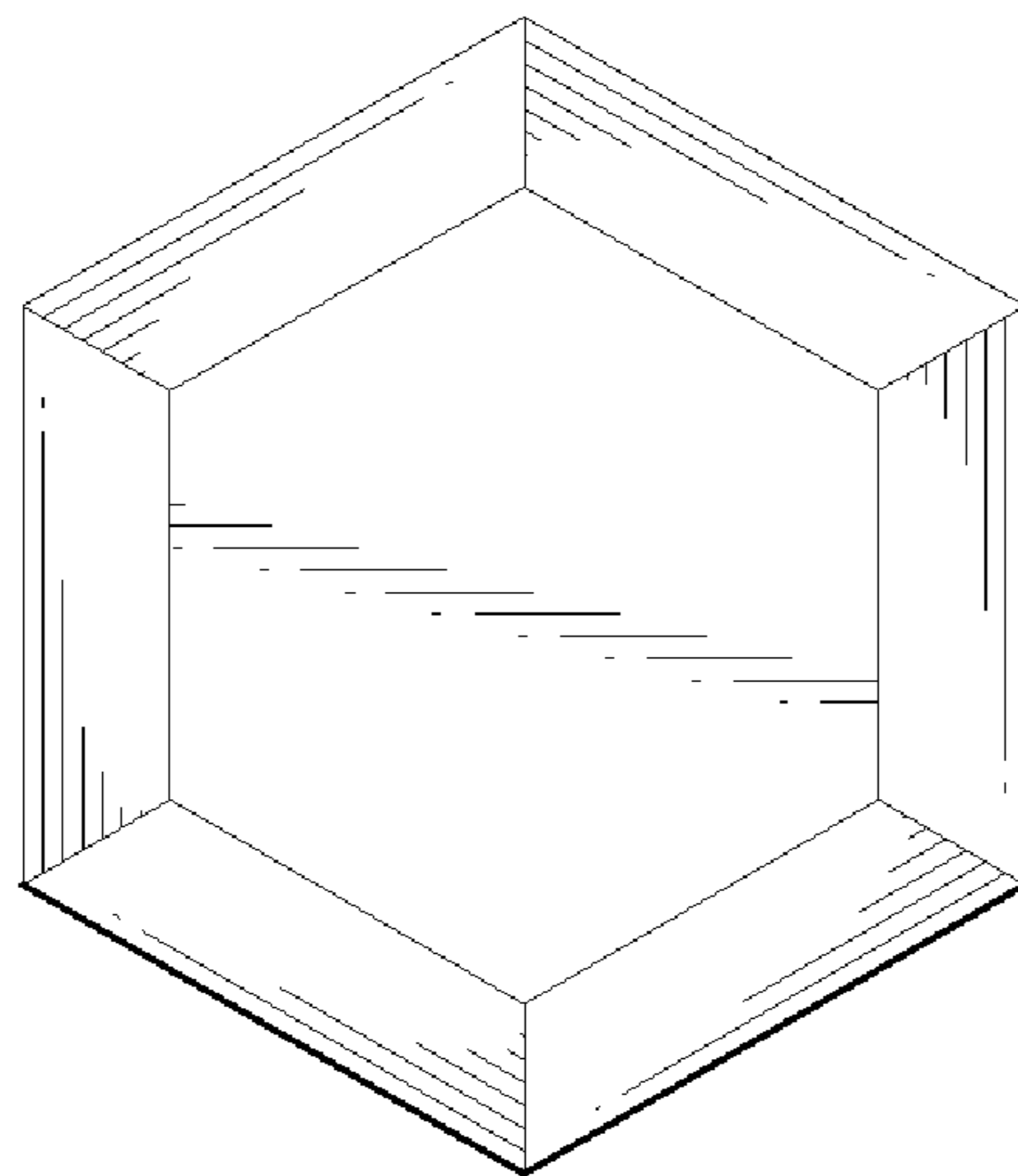


FIG. 7